



MaestroShield®

Protection Like No Other

PRODUCT CATALOG

Explore Our Product Selection



2025



MaestroShield®

Protection Like No Other

MISSION STATEMENT

To design, engineer, manufacture and deliver the highest quality and most innovative solutions for the hurricane shutter, security shutter, exterior screening and interior shading markets around the World.

2141 Flint Drive, Fort Myers, Florida 33916 USA

Corporate Offices	+1 (239) 596-8883
Toll Free	(866) 549-0269
Fax	+1 (239) 596-8823
Technical Support/Customer Service	+1 (239) 206-9115
E-mail orders to	order@maestroshield.com
Visit us on the web at	www.MaestroShield.net



Copyright 2025 © by MaestroShield. All rights reserved.

Table of Contents

ALUMINUM SHUTTERS:

HURRICANE, SECURITY SHUTTERS, DECORATIVE

Hood Assembly 4-14

Extruded 5-Sided 45° Hoods	
Extruded Round Hoods	
Extruded Square Hoods	
Side Caps and Safety Plates	
Mounting Plates	
Idler Bearings	

Extrusions15-17

Motor Tubes	
Aluminum Roll Down Shutters	
Build Out	
Accessories - Gaskets and Brush Seals	

Aluminum

Roll Down Shutters..... 19-30

Security Barriers Product Specifications	
Hurricane/Weather Barriers Product details	
Assembly Specifications	
Accessories	
Motor Options	

Accordions, Bahama, and Storm Panels..... 21

EXTERIOR MAESTROSCREENS:

MaestroScreens:

Track, Wire, Free-Hanging..... 31-56

Screen Top 10 Reasons & Images	
Hood & Side Cap Detail.....	
Adjustable Track System(s) 4.0" & 5.5".....	
Wire & Free-Hanging System.....	
Side Track & Bottom Bar Options.....	
Bracket System.....	
Product Specifications	
Fabric Options	
Motor Options	
Features	

TUBULAR MOTORS (CONTROL SYSTEM)

Tubular Motors 57-82

Theoretical Lifting Capacity Charts	
Crown & Drive Gear Compatibility Charts	
Product Specifications	
Smart Silent Series AC 3-8Nm	
Smart Silent Series DC 1Nm	
Smart Series AC 3-50Nm	
Smart Series AC Crown & Drive Gears	

Tubular Motors (continued)57-82

Rebound AC 20Nm No override.....	
Rebound Bidirectional PKG Series 2Nm-50Nm w/o	
Hybrid Series AC 20-120Nm with & no override. ...	
Hybrid Bidirectional PKG Series AC 50-100Nm w/mo	
DC Series DC 3-50Nm No override	
DC Series DC Crown & Drive Gears.....	
DC Bidirectional with Solar.....	
Standard Clutch Release AC 50Nm	
Standard Series AC 6-100Nm No override	
Standard Series AC Crown & Drive Gears.....	
Standard Series AC 20-50Nm with override	
Standard Series AC Crown & Drive Gears	
Standard Series AC 60-120Nm with override	
Standard Series AC Crown & Drive Gears	
Standard Series AC 300Nm No override	
Standard Series AC 230-300Nm with override	
Smart Series AC 20-50Nm.....	
Smart Series Crown & Drive Gears.....	

Interior Shading Motors83-84

Interior Shade Parts.....	
Motor Options	
Motor Size Charts Based on Tube Size and	
Opening Height and Width	

ACCESSORIES:

Parts / Manual Operators 85-90

Manual Gear Boxes	
Manual Gear Boxes, Crown & Drive Gears	
Universals	
Universal Accessories	
Spring Assist	

Options & Electronics..... 91-99


Wind Sun Sensor(s).....	
Solar Panel.....	
Smart Wi-Fi Controllers.....	
Controllers/Transmitters	
Receivers	
Switches/Hard-Wired Options	
LED Adhesive Lights & Accessories.....	
Home & Business Automation	
Electronics Options & Accessories	
Home Automation Interface.....	

COMPATABILITY INDEX.....100-106

COMPANY INFORMATION.....107-111

Company Profile	
Warranty Statement	
Supply Chain Web Portal	

Hood Assembly



Hood Assembly Components		
#	Component Name	Page Number
1	Hood Top and Back	5-6
2	Hood Front	5-6
3	Side Caps	7-9
4	Motor Tube	15
5	Motor	Motor Section (starting pg. 55)
6	Crown	Motor Section (starting pg. 55)
7	Drive Gear	Motor Section (starting pg. 55)
8	Motor Mounting Plate	10-13
9	Idler Bearing Cradle	11
10	Idler Bearing	14


Hood Assembly | Extruded / Roll Form: 5-Sided 45° Hoods

45° Degree Hoods



Hood Front "A"

Hood Back "B"



Extruded Hood Colors Available:
White, Ivory, Beige, Bronze, Black.
Rolled Form Hoods: Not available in Black.



Extruded 45° Hoods		
Size	(A) Front Section Item #	(B) Back Section Item #
5 1/2" / 140mm	SM02F-5.5	SM02B-5.5

See following pages for: Extruded Rounded Hoods, Extruded Square Hoods

	Maestrosshield Extruded Hood	Roll Form Hood
Wall Thickness	1.5mm (.050") (66% thicker than bent)	0.9mm (.035")
Powder Coat Warranty	10-year warranty on powder coating (1-year in coastal regions within 1 mile of saltwater coastline)	1-year

Roll Form 45° Hoods			
Size	SHUTTER: Item # (Back & Front)	Size	SCREEN: Item # (Back & Front)
5.5" / 139mm	SM01-05.5 (Shutters)	5.5" / 139mm	SM04-05.5 (Screens)
6 1/2" / 165mm	SM01-06.5 (Shutters)	6 1/2" / 165mm	SM04-06.5 (Screens)
7" / 178mm	SM01-07 (Shutters)	7" / 178mm	SM04-07 (Screens)
8" / 203mm	SM01-08 (Shutters)	8" / 203mm	SM04-08 (Screens)
10" / 254mm	SM01-10 (Shutters)	10" / 254mm	SM04-10 (Screens)
12" / 305mm	SM01-12 (Shutters)		

Hoods are sold in two sections (front and back), featured in either extruded lengths of up to 24" (45 degree 5.5", Rounded 5.5", Square 4"), or roll form (45 degree) featured in lengths of up to 26' (7.9m).

Mill, custom colors may be available on extruded hoods. Minimum quantities and lead times will apply.

Hood Assembly | Extruded: Rounded and Square Hoods



Rounded Hoods (5.5")

Extruded, Rounded Hood with Brush Seal		
Size	(A) Front Section Item #	(B) Back Section Item #
5 1/2" / 140mm	SM10F-5.5	SM02B-5.5
1" = 2.54cm 3/4" = 1.91cm	AC05-06/Black (1") Brush Seal	AC05-07/Black (.75") Brush Seal


5.5" Rounded hoods available in white, ivory, beige, and bronze, black



Square Hoods (4")

Extruded, Square Hood		
Size	(A) Front Section Item #	(B) Back Section Item #
4" / 102mm	SM06F-4.0	SM06B-4.0

Compact size, Modern design. Great for sizes up to 16.5' wide x 9' height.



Square hoods (4") come in white, bronze, black. Other colors available through custom order.



Hood Assembly | Side Caps: 45° and Safety Plates

(See Next Page for Rounded / Square)

45° Degree Side Caps

Impact-Rated 45° Side Caps		
Size	Weight	Item #
5 1/2" (139mm) with Leg	0.75 lbs	CA02-139
6 1/2" (165mm) with No Leg	0.95 lbs	CA05-165
7" (178mm) with Small Leg	1.08 lbs	CA04-180
8" (203mm) with Small Leg	1.43 lbs	CA04-205
8" (203mm) with Large Leg	2.05 lbs	CA03-205
8" (203mm) with No Leg	1.3 lbs	CA05-205
10" (254mm) with Large Leg	2.78 lbs	CA03-250
10" (254mm) with No Leg	1.95 lbs	CA05-250
12" (304mm) with Large Leg	3.86 lbs	CA03-300



Colors Available:

-White, Ivory, beige, and bronze, black.
-4" available in bronze, white, black.

Mill available on custom order.
Minimum quantities / lead times apply.



Safety Plate fits all side caps with
60mm (2.36"), 70mm (2.75") &
86mm (3.38") tube

	MaestroShield Heavy Duty Side Cap	Universal Side Cap
Thickness of Casting	6mm (.23")	3.2mm (.12")
Threaded Inserts for Motor Plates	Threaded Galvanized Steel Insert - 6.85mm (.26") deep	Threaded Aluminum-3mm (.12") deep or drill through
Threaded Inserts for mini Receiver	Yes	No
Powder Coat Warranty	10-year	1-year
Openings for Manual Crank	Yes - all four positions	Not in all positions (requires drilling)
Adjustable Hood for flush appearance	Yes	No

Entry Guides		
Item	Item #	
Entry Guide for 44mm Non End Retention system, w/small leg side cap	AC01-12SLM	
Entry Guide for 44mm End Retention system, with small leg side cap (Fit TCI 44mm System)	AC01-12SM	
Entry Guide with 56mm system, with large leg side caps	AC01-12A	

Side Cap Safety Plates	
Size	Item #
5.5" (139mm)	AC02-PL055
6.5" (165mm)	AC02-PL065
7" (177mm)	AC02-PL07
8" (203mm)	AC02-PL08
10" (254mm)	AC02-PL10S
12" (304mm)	AC02-PL12

Hood Assembly | Side Caps: Rounded and Square

Rounded



Rounded Impact-Rated Side Caps		
Size	Weight	Item #
5 1/2" (139mm)	0.75 lbs	CA10-139

5.5" Side Caps available in white, ivory, beige, and bronze, black.

4" Side Caps available in bronze, white, black.

Note: Mill available on custom order. Minimum quantities /lead times apply






	MaestroShield Heavy Duty Side Cap	Competitors Universal Side Cap
Thickness of Casting	6mm (.23")	3.2mm (.12")
Threaded Inserts for Motor Plates	Threaded Galvanized Steel Insert - 6.85mm (.26") deep	Threaded Aluminum - 3mm (.12") deep (Some not threaded)
Powder Coat Warranty	10-year	1-year
Openings for Manual Crank	Yes - In all three positions	Not in all positions (requires drilling)
Adjustable Hood for flush appearance	Yes	No

Internal galvanized steel inserts for easy installation of motor plates for a clean appearance

Square

Square Side Caps pairs with 4" Extruded Hood		
Size	Weight	Item #
4" (106mm)	0.25 lbs	CA06-102




Hood Assembly | Side Caps: Detachable Leg



Side Cap Legs	Item #	Compatible Side Caps	Side Cap Size
Detachable Leg used with "no" leg side caps	CA05-SM (mill)	CA05-165	6.5"
	CA05-SM-WH(white)	CA05-205	8"
		CA05-250	10"



Examples



Hood Assembly | Mounting Plates

				
Item Name and Item Number:	Universal Mounting Plate Item #AC03-03A	45° Mounting Plate Item #AC03-0801	Motor Mounting Plate for Screens Item #AC03-0802	Motor Mounting Plate with Large Side Caps Item #AC03-0802
Motor Compatibility:	<ul style="list-style-type: none"> • Positions: Front, Back, Down • 20-120 Nm with manual override 	<ul style="list-style-type: none"> • Position: All • 20-120Nm with manual override 	<ul style="list-style-type: none"> • Position: All • 20-50Nm Hybrid without manual override 	<ul style="list-style-type: none"> • Position: All • 20-120Nm with manual override.
Motor Shaft Length Compatibility (for non-manual override motor):	Not Applicable	Short	Not Applicable	Not Applicable
Manual Gear Compatibility:	1/8, 1/11, 1/18, 1/25, 1/50 and 1/59 Gear Box	1/25, 1/50 and 1/59 Gear Box	n/a	1/8, 1/11, 1/18, 1/25, 1/50, 1/59 manual gear
Idler Compatibility:	None	60mm Idler with Spring 70mm Idler with Spring	60mm, 70mm Idler Bearing w/ Spring	60mm, 70mm Idler Bearing w/ Spring
Bracket/Side Cap Compatibility:	MaestroShield Heavy Duty and Universal Side Cap	MaestroShield Heavy Duty and Universal Side Cap	5.5" Cap	MaestroShield Heavy Duty and Universal Side Cap 8", 10", 12" with Large Leg
Component Specs:	100mm X 100mm; (3.93"x3.93") Polyurethane powder-coated steel	100mm X 100mm; (3.93"x3.93") Polyurethane powder-coated steel	100mm X 100mm; (3.93"x3.93") Polyurethane powder-coated steel	100mm X 100mm; (3.93"x3.93") Polyurethane powder-coated steel




Hood Assembly | Mounting Plates

					
Item Name and Item Number:	Motor Star Bracket Item#AC03-06	Motor Star Bracket Item #AC03-16	Motor Star Bracket Item #AC03-26	Idler Bearing Cradle Item #AC03-40	Idler Bearing Cradle Item #AC02-11
Motor Compatibility:	6-50Nm smart motor	100Nm motor without manual override	<ul style="list-style-type: none"> • Square Shaft motors • Smart motors 3-50Nm • Standard motors 3-50Nm without manual override • Interior Shade motors 	None	None
Motor Shaft Length. Compatibility (without manual override motor):	Small/SQ	Big/SQ	Small/SQ	Not Applicable	Not Applicable
Manual Gear Compatibility:	None	None	None	None	None
Idler Compatibility:	None	60mm/70mm Idler with Spring	None	60mm, 70mm and 86mm Idler Bearing	100mm Idler Bearing
Bracket/Side Cap Compatibility:	No	AC03-0801, AC03-0802, AC03-50A, AC03-03A, AC04-50	AC03-0801, AC03-0802, AC03-50A, AC03-03A, AC04-50	MaestroShield and Universal Side Cap	MaestroShield and Universal Side Cap
Component Specs:	Zinc-plated, countersunk, threaded	Zinc-plated, countersunk, threaded	Zinc-plated, countersunk, threaded	100mm X 100mm; (3.93"x3.93") Polyurethane powder-coated steel (includes plastic cap/setting pin)	100mm X 100mm; (3.93"x3.93") Polyurethane powder-coated steel (threaded holes for setting idler)






Hood Assembly | Mounting Plates

				
Item Name and Item Number:	Universal Bracket Plate Item #AC03-1201	Mounting Plate for Torque Spring Item #AC03-30	Heavy Duty Universal Bracket Item #AC03-20	Mounting Plate for 4\" Side Cap Item #AC03-102L Item #AC03-102R
Motor Compatibility:	20-50Nm non-manual override	100Nm motor without override and spring assist.	All 140Nm - 300Nm Assemblies requiring 100mm Motor Tube	20Nm Rebound, 20Nm/50Nm Smart, 13Nm DC Battery all non manual override
Motor Shaft Length Compatibility (for non-manual override motor):	Short	Spring assist, 100Nm motors without manual override	Not Applicable	N/A
Manual Gear Compatibility:	None	None	1/8, 1/11, 1/18, 1/25, 1/50 and 1/59 Gear Box	N/A
Idler Compatibility:	None	60mm, 70mm and 86mm Idler Bearing	Idler side for all 140Nm - 300Nm Assemblies requiring 100mm Motor Tube	50mm Idler Bearing
Bracket/Side Cap Compatibility:	MaestroShield Heavy Duty and Universal Side Cap	MaestroShield Heavy Duty and Universal Side Cap	MaestroShield and Universal Side Cap	MaestroShield (Square) 4\" Side Cap
Component Specs:	100mm X 100mm, (3.93\"x3.93\") pre-drilled, Polyurethane powder-coated steel includes pin(s)	100mm X 100mm, (3.93\"x3.93\") pre-drilled, Polyurethane powder-coated steel, includes bolt to secure spring and metal insert.	Powder-coated steel	100mm X 100mm, (3.93\"x3.93\") pre-drilled, Aluminum

















Hood Assembly | Mounting Plates

			
Item Name and Item Number:	Universal Angled Bracket Plate Item #AC04-50	Small Leg Side Cap Motor Mounting Bracket Item # AC03-13	Universal Bracket Plate Item #AC03-50A Small Angle Bracket Item #AC03-10
Motor Compatibility:	20-100Nm with manual override	20-50Nm motors w/manual override Hybrid 20—50Nm with and without manual override	20-120Nm with manual override
Universal Position	Not Applicable	All positions	Not Applicable
Motor Shaft Length Compatibility (for non-manual override motor):	None	Not Applicable	None
Manual Gear Compatibility:	1/8, 1/11, 1/18, 1/25, 1/50, 1/59 manual gear	1/8, 1/11, 1/18 manual gear	None
Idler Compatibility:	N/A	None	No
Bracket/Side Cap Compatibility:	Universal Angled Bracket Plate: 6" X 4", (152.4mmx101.6mm); Polyurethane powder-coated steel; used with Small Angle Bracket 4" (101.6mm)Angle Bracket: for Bracket System Mounting; Polyurethane powder-coated steel (Threaded to accept all 100x100mm mounting plates)	6.5" (165mm), 8" (205mm), 10" (250mm) Side Caps removable leg, 7" (180mm), and 8"(205mm) Side Caps with small leg	Universal Bracket Plate: 6" X 4", (152.4mmx101.6mm); Polyurethane powder-coated steel; used with Small Angle Bracket 4" (101.6mm)Angle Bracket: for Bracket System Mounting; Polyurethane powder-coated steel (Threaded to accept all 100x100mm mounting plates)
Component Specs:	Powder-coated steel	Powder-coated steel	Powder-coated steel

Hood Assembly | Idler Bearings

	Item # and Name	Compatibility	Specifications
 <p>Spring-Loaded</p>	50mm Idler Bearing w/ Spring Item #AC02-50	Compatible with 78mm motor tube For use with 4" Maestro Screen System	Dual stainless steel, motor-cross ball bearings. Polycarbonate composite housing. Spring loaded for easier and quicker installation
 <p>Spring-Loaded</p>	60mm Idler Bearing w/ Spring Item #AC02-12-SL	Compatible with 60mm octangular motor tube For use with Maestro Screen	Dual stainless steel, motor-cross ball bearings. Polycarbonate composite housing. Spring loaded for easier and quicker installation
 <p>3/4" (19mm) - Shortest Adjustable position 2 1/4" (58mm) - Longest Adjustable position 4 1/3" (110mm) Total Shaft Length</p>	60mm Idler Bearing Item #AC02-12	Compatible with 60mm octangular motor tube	Dual stainless steel, motor-cross ball bearings. Polycarbonate composite housing. Adjustable shaft
 <p>3/4" (19mm) - Shortest Adjustable position 2 1/4" (58mm) - Longest Adjustable position 4 1/3" (110mm) Total Shaft Length</p>	70mm Idler Bearing Item #AC02-05-110 (110mm shaft) Item # AC02-05-110SPR (110mm shaft) (with Spring) Item #AC02-05-135SPR (with 128mm shaft) (with Spring)	Compatible with 70mm octangular motor tube	Dual stainless steel, motor-cross ball bearings. Polycarbonate composite housing. Adjustable Shaft
 <p>3/4" (19mm) - Shortest Adjustable position 1 1/2" (38mm) - Longest Adjustable position 5 1/16" (129mm) Total Shaft Length</p>	86mm Idler Bearing with End Cap Item #AC02-03	Compatible with 86mm MaestroShield® profile motor tube	Dual stainless steel, motor-cross ball bearings. Polycarbonate composite housing. Adjustable Shaft
 <p>3/4" (19mm) - Shortest Adjustable position Spring-Loaded</p>	86mm Idler Bearing w/Spring Item #AC02-03RSL for XL 5.5 Motor Tube	Compatible with 5.5" XL System Motor Tube	Dual stainless steel, motor-cross ball bearings. Polycarbonate composite housing. Rounded Spring-Loaded Shaft
 <p>Idler Bearing can be repositioned within motor tube for adjustable positioning</p>	100mm Motor Tube Idler Bearing Item #AC02-04	Compatible with 100mm round motor tube. (ID 94mm) Can modify for 100mm round motor tube. (ID 97mm)	Dual stainless steel, motor-cross ball bearings. Self-lubricating. Polycarbonate composite housing

Extrusions | Motor Tubes

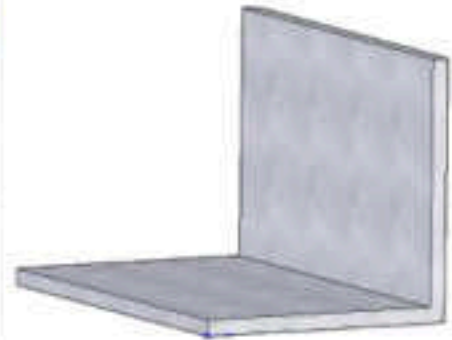
	Profile	Item # and Name	Compatibility	Specifications
		Motor Tube 70mm Octagonal, Outer Item #EX01-07/24	Aluminum Shutter	Aluminum; Sold in 24' (7.3m) lengths
		Motor Tube 78mm Round, Outer Item #EX01-13/18	Exterior Screening 4" System with Tube Adapter TMUS-78A	Aluminum; Sold in 18' (5.5m) lengths
		Motor Tube 86mm Shutter Outer or Screen Inner Item #EX01-08/24	Aluminum Shutter Or Exterior Screen or Inner Tube for XL System	Aluminum; Sold in 24' (7.3m) lengths
		Motor Tube 100mm Round Triple Coat Protection Galvanized Steel, Outer Item #EX01-09/24	Aluminum Shutter	Triple Coated Protection Galvanized Steel; 24' (7.3m) lengths
		Motor Tube 60mm Octagonal Screen Inner or Shutter Outer Item #EX01-16/24A	Exterior Screening Or Aluminum Shutter	Aluminum; Sold in 24' (7.3m) lengths
		Motor Tube 3-1/2" 89mm, Outer Item #EX01-14/24A	Exterior Screening	Aluminum; Sold in 24' (7.3m) lengths
		Motor Tube 4.0" 101mm Outer Item #EX01-18/24A	Exterior Screening	Aluminum; Sold in 24' (6.4m)
		Motor Tube 5 1/2" 140mm Outer XL - Screen Item #EX01-19/26 Item #EX01-19/30	Exterior XL Screening	Aluminum; Sold in 26' (7.92m) and 30' (9.14m) lengths

Extrusions | Build Out: Rectangle Tubes & Angles



Tubes for Build Out			
Size	Colors	Length	Item #
1" X 2" X .125" (2.54 x 5.08 x .32 cm)	White, Beige, Ivory, Bronze	24' / 7.3m	EX01-B12
1" X 3" X .125" (2.54 x 7.62 x .32cm)	White, Beige, Ivory, Bronze	24' / 7.3m	EX01-B13
1" X 4" X .125" (2.54 x 10.16 x .32 cm)	White, Beige, Ivory, Bronze	24' / 7.3m	EX01-B14
2" X 2" X .125" (5.08 x 5.08 x .32cm)	White, Beige, Ivory, Bronze	24' / 7.3m	EX01-B22
2" X 3" X .125" (5.08 x 7.62 x .32 cm)	White, Beige, Ivory, Bronze	24' / 7.3m	EX01-B23
2" X 4" X .125" (5.08 x 10.16 x .32 cm)	White, Beige, Ivory, Bronze	24' / 7.3m	EX01-B24
2" X 6" X .125" (5.08 x 15.24 x .32 cm)	White, Beige, Ivory, Bronze	24' / 7.3m	EX01-B26
3" X 3" X .125" (7.62 x 7.62 x .32 cm)	White	24' / 7.3m	EX01-B33
4" X 4" X .125" (10.16 x 10.16x .32 cm)	White, Beige, Ivory, Bronze	24' / 7.3m	EX01-B44
4" X 6" X .125" (10.16 x 15.24 x .32cm)	White, Beige, Ivory, Bronze	24' / 7.3m	EX01-B46

Angles for Build Out			
Size	Colors	Length	Item #
1" X 1" X 0.062" (2.54 x 2.54 x .16cm)	White, Beige, Ivory, Bronze	20' / 6.1m	EX01-A11
1" X 2" X 0.125" (2.54 x 5.08 x .32cm)	White, Beige, Ivory, Bronze	20' / 6.1m	EX01-A12
2" X 2" X 0.125" (5.08 x 5.08 x .32cm)	White, Beige, Ivory, Bronze	20' / 6.1m	EX01-A22
2" X 3" X 0.125" (5.08 x 7.62 x .32cm)	White, Beige, Ivory, Bronze	20' / 6.1m	EX01-A23
2" X 4" X 0.125" (5.08 x 10.16 x .32cm)	White, Beige, Ivory, Bronze	20' / 6.1m	EX01-A24



Spring Block

2" x 4"
(5.08 x 10.16cm)
Item #AC07-02



Securely locks storm bar or mullion into position while allowing for easy removal; available in white



Accessories | Gaskets & Brush Seals

Brush Seal - Rubber Seal - Gasket			
	Item # and Name	Compatibility	Specifications
	Slat Gasket Item #AC01-17	Aluminum Roll Down Shutters (standard)	Black Rubber sold in 500' rolls (152.4m)
	Water Seal Gasket Item #AC09-01	Aluminum Roll Down Shutters	Black Rubber Width - 8mm sold in 400' rolls (121.92m)
	Brush Seal (Bottom Bar) 1-1/4" (3.2cm) Item#AC05-03/BLK 1.9" (4.83cm) Item#AC05-04/BLK	MaestroScreens Exterior Screening	Black Felt 1-1/4" (3.2cm) trim height 1.9" (4.83cm) trim height Channel Width-4.8mm(.19") Sold in 500' rolls (152.4m)
	Brush Seal (Hood) .75" Item#AC05-07/Black (Hood Back) 1.0" Item#AC05-06/Black (Hood Front)	MaestroScreens Exterior Screening	Black Felt .75" (1.9cm) trim height 1" (2.54cm) trim height Channel Width-2.9mm (.115") Sold in 500' rolls (152.4m)
	Rubber Seal 3.75" (9.5cm) Item #WS1010	MaestroScreens Exterior Screening	Black Vinyl 3.75" (9.5cm) trim height Channel Width-4.8mm (.19") Sold in 164' rolls (50m)





MaestroShield®

PROTECTION

Like No Other™

Aluminum Roll Down Shutters

Storm - Security - Decorative

2025



- Security Shutters
- Hurricane Shutters
- Storm and Weather Protection
- Loss Prevention
- Property Protection
- Decorative Aesthetics



Roll Down Shutters | Hurricane / Security / Weather Barriers

Miami Dade,
FBC and TDI
Approved



Also Available: Storm Panels and Decorative: Bahamas, Colonial Shutter - *Ready made only*



Roll Down Shutters Options

Hurricane / Weather Barriers / Security

56mm - 44mm - 72mm End Retention Shutters and Accordions



56mm Slat Double Wall

Our 56mm Slat is ideal for wide openings, like garage doors, large windows, store fronts, and more. The 56mm slats have exceptional strength, especially when used on wide applications. Pairs with End Retention Side Track.

- Color Options: White, Ivory, Beige, Bronze
- Side Tracks: End Retention System
- Max Width and Height: 262" W x 186" H (restrictions apply)
- Certifications: DADE, FBC, TDI



44mm Slat Double Wall - *Ready made only*

The 44mm Slat is recommended for small openings, such as windows, sliding glass doors, etc. The 44mm slat allows for smaller hood options, giving a nice slim look for your home or business. Pairs with End Retention Side Track and Track Cover.

- Color Options: White, Ivory, Beige, Bronze
- Side Tracks: End Retention
- Max Width and Height: 146.5" W x 186" H (restrictions apply)
- Certifications: DADE, FBC, TDI



72mm Slat Single Wall—*Ready made only*

The Single Wall Slat is a great choice for small and wide openings in homes and businesses. Its slim, single sheet design allows smaller hood options to be used while still providing superior strength. Pairs with Bottom Slat, Side Track and Track Cover.

- Color Options: White, Ivory, Beige, Bronze
- Max Width and Height: 260" W x 240" H (restrictions apply)
- Additional Custom Perforated Slat Options: Round, Square, Rectangle 3"
- Certifications: Hurricane Rated, DADE, FBC, TDI, IBC




Accordions —*Ready made only*

Roll Down Shutters | Hurricane / Security / Weather Barriers

Engineered to be the best, MaestroShield® End Retention Roll Down Shutters are designed for strength and beauty. Our strength has been rigorously tested and certified and span industry leading widths up to 262" (6.6m) and heights up to 186" (4.7m). Our beauty is in the versatility of our system which offers the choice of slat venting, multiple colors, and a wide array of motors and electronics that will seamlessly integrate your system providing comfort and convenience.

Security Features of MaestroShield® Aluminum Roll Down Shutters:

- MaestroShield's End Retention system, with riveted end retention slat locks, provides superior security and protection against intrusion, high speed winds, wind-born debris and Ultra-Violet solar radiation.
- MaestroShield's Aluminum Roll-Down shutters have some of the industries highest design pressure capacities and have been issued a notice of acceptance with Miami Dade County, Florida Building Code and Texas Department of Insurance. With a test pressure load exceeding 120 psf, a 10 ft. (3.05m) wide by 10 ft. (3.05m) high span of MaestroShield's end retention can withstand over 15,000 lbs (6,803 kgs) of pressure.
- With connector slats all the way up to the motor tube, a MaestroShield aluminum curtain does not allow for any give if an intruder tries to lift it from the bottom.
- Optional locking bottom bar for added security and a greater design load.



- MaestroShield® offers the first impact rated hood assembly on the market.
- Recommended for doors, windows, porches, lanais, balconies, porticos and store fronts with available sizes up to 262" (6.6m) in width and 186" (4.72m) in height.
- Available colors: White, Beige, Ivory and Bronze which include a 10 year warranty on powder coating (with 1 year warranty at coastal areas within 1 mile of salt water).
- Vented and Non-Vented slats are available.
- Manual operated versions lifting capacity is up to 350 lbs (159 kgs) without spring assistance.
- Motorization available with MaestroShield® tubular motors from 3 Nm - 300 Nm and wireless electronics which accommodate a wide range of applications.

Roll Down Shutters | Hurricane / Security / Weather Barriers

Engineered to be the best, MaestroShield® End Retention and Non-End Retention Roll Down Shutters are designed for strength and beauty. Our strength has been rigorously tested and certified and span industry leading widths up to 262" (6.6m) and heights up to 186" (4.7m). Our beauty is in the versatility of our system, which offers the choice of slat venting, multiple colors, and a wide array of motors and electronics that seamlessly integrate your system while providing comfort, convenience and unparalleled security and protection against intrusion, high speed winds, wind-borne debris and Ultra-Violet solar radiation for your home or business.

Aluminum Roll Down Shutters as Hurricane Protection:

- Both MaestroShield® end retention and non-end retention shutters have approval from Miami Dade County, Florida Building Code, and Texas Department of Insurance. With some of the highest design pressure ratings in the industry, a 21' (6.4m) width end retention shutter can withstand sustained wind speeds of over 145 mph (233 kph) without a storm bar, while a 10' (3m) width end retention shutter can withstand wind speeds of over 220 mph (354 kph) without a storm bar.
- Locking bottom slat available for extra security and design load
- Connector slats attach slats to motor tube for greater stability and added security

End Retention Benefits:

- 56mm (2.20") Shutters:
approved up to 262" (6.3m) wide and 186" (4.7m) high
- 44mm (1.73") Shutters:
approved up to 146.5" (3.7m) wide and 186" (4.7m) high
- Reinforced aluminum Side Rails
- End Retention Slat Locks engineered from high-strength Nylon 6/6
- Rivets attach End Retention Slat Locks to Slat
- Tested and Certified by:



TEXAS DEPARTMENT OF INSURANCE

Other Aluminum Roll Down Shutter Features:

- End Retention and Non-End Retention Versions
- Vented 44mm (1.73") - Vented and Non Vented 56mm (2.20") Slat
- Idlers with Stainless Steel Idler Bearings
- Mounting Plates are Polyurethane Powder-Coated to Resist Corrosion
- Available in White, Beige, Ivory and Bronze with a 10-Year Warranty on Powder Coating. Some leadtimes may apply.
- Manual Operated Versions have a lifting capacity of up to 350 lbs (159 kgs) without Spring Assistance
- Motorization available with MaestroShield® tubular motors up to 1011 lbs (499 kgs) and wireless electronics which accommodate a wide range of applications.
- Impact-rated Hood Components

Certifications:

Miami Dade County:
NOA# 17-0206
Florida Building Code:
FL7873-R10 / FL14235 / FL13757
Texas Department of Insurance:
SHU150

Roll Down Shutters | Hurricane / Security / Weather Barriers

56mm End Retention

56mm End Retention Aluminum Roll Down Shutters

- 262.75" (6.67m) maximum width
- 186" (4.7m) maximum height

WITH END RETENTION NO STORM BARS

SLAT SPAN	ALLOWABLE DESIGN PRESSURE
116.7"	+/- 80.0 PSF
120.0"	+/- 78.2 PSF
130.0"	+/- 73.6 PSF
140.0"	+/- 70.0 PSF
150.0"	+/- 66.9 PSF
160.0"	+/- 64.3 PSF
170.0"	+/- 62.1 PSF
180.0"	+/- 60.1 PSF
190.0"	+/- 58.3 PSF
200.0"	+/- 56.8 PSF
210.0"	+/- 55.3 PSF
220.0"	+/- 54.0 PSF
230.0"	+/- 52.8 PSF
240.0"	+/- 51.7 PSF
250.0"	+/- 50.8 PSF
256.5"	+/- 50.0 PSF

Metric Design Load Table (based on 9.144m (360") height)

DESIGN LOAD "W" (P.S.F.)	MAXIMUM SLAT SPAN	kgs of pressure Shutters can withstand
50	6.4m - 25.4cm	14,855
55	6.4m - 15.24cm	16,091
60	6.4m - 5.08cm	17,281
65	6.4m - 10.16cm	17,985
70	15.8m - 17.78cm	18,654
75	5.5m - 27.94cm	19,305
80	5.5m - 10.16cm	19,958
85	5.2m - 22.86cm	20,530
90	5.2m - 7.62cm	21,126
95	4.9m - 22.86cm	21,653
100	4.9m - 0cm	21,727
105	4.6m - 7.62cm	21,789
110	4.6m - 15.24cm	21,704
115	4.0m - 27.94cm	21,777
120	4.0m - 10.16cm	21,772



Profile of :

56mm End Retention Side Rail

Roll Down Shutters | Hurricane / Security / Weather Barriers

44mm End Retention

EA[®] 44mm End Retention Aluminum Roll Down Shutters

146.5" (3.7m) maximum width

Non-HVHZ

Table 1
Span Schedule - No Storm Bars

Slat Span	Allowable Design Pressure	
	IN / MTR	PSF
61.2" / 1.55m	+ 93.0" / 2.36m	- 93.0 PSF
70.0" / 1.78m	+ 78.6" / 2.00m	- 81.3 PSF
80.0" / 2.03m	+ 69.2" / 1.76m	- 73.8 PSF
90.0" / 2.29m	+ 63.4" / 1.61m	- 69.3 PSF
98.3" / 2.50m	+ 60.0" / 1.52m	- 66.7 PSF
100.0" / 2.54m	+ 58.8" / 1.49m	- 65.0 PSF
110.0" / 2.79m	+ 52.8" / 1.04m	- 57.1 PSF
120.0" / 3.05m	+ 48.3" / 1.23m	- 51.0 PSF
130.0" / 3.30m	+ 44.6" / 1.13m	- 46.1 PSF
140.0" / 3.56m	+ 41.7" / 1.06m	- 42.2 PSF
146.5" / 3.72m	+ 40.0" / 1.02m	- 40.0 PSF



Profile of EA[®] 44mm (1.73")
End Retention Side Rail


Roll Down Shutters | Assembly Specifications

Connector Slats

MaestroShield Roll Down Aluminum Shutters utilize connector slats or slat hangers to connect slat curtain to motor tube.

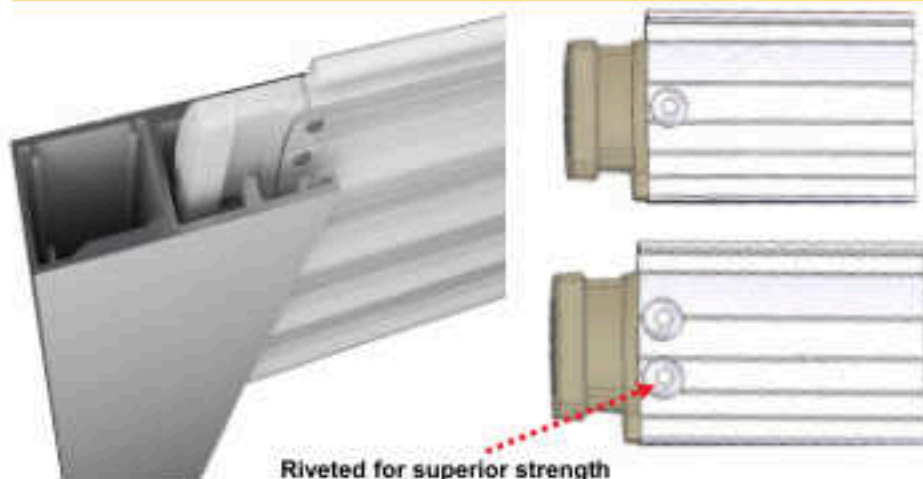
Advantages of Connector Slats:

- **For greater stability:**
less movement of the slat curtain
- **For added security:**
does not allow for any give if an intruder tries to lift it from the bottom



End Retention

- MaestroShield end retention shutters can span up to a maximum width of 186" (4.7m) without storm bars.
- Because of its malleable properties, MaestroShield's nylon end retention slat locks have greater resistant to breakage than the plastic slat locks used by most of our competitors. Nylon also has a longer lifespan and does not crack as easily as plastic.
- MaestroShield Roll Down Shutters use aluminum rivets to attach end retention slat locks. The rivets are attached at 90° through the slat, making a much stronger connection than screws fastened through the end of slat lock. Also, aluminum rivets through aluminum slats are subject to less corrosion than steel screws into aluminum slats.




Riveted for superior strength

Nylon Entry Guide

AC01-12SM:
44mm Entry Guide for End Retention Track



AC01-12A:
56mm Entry Guide for End Retention



With MaestroShield's nylon entry guide, there is no need to cut and "butterfly" the side rail to allow for slat entry.

Extrusions | Aluminum Roll Down Shutters

Non-Vented Single Wall 72mm (2.83") Slat

Item # EXSW-01S



Ready-Made Only
Color availability
may apply



Non-Vented 56mm (2.20") Slat

Item # EX01-01S



Vented 56mm (2.20") Slat

Item # EX01-01V



72mm (2.83") Slat Dimensions - Non-Vented 56mm

Width	Height	Wall Thickness	Length
2 5/8" / 72mm	(1/2") .531" / 14mm	0.060" / .060mm	24' / 7.3m

56mm (2.20") Slat Dimensions - Vented and Non-Vented

Width	Height	Wall Thickness	Length
2 1/5" / 56mm	(1/2") .50" / 14mm	0.52" / 1.3mm	24' / 7.3m


44mm (1.73") Slat Dimensions - Vented

Width	Height	Wall Thickness	Length
1 3/4" / 44mm	(3/8") .375" / 10mm	0.043" / 1mm	24' / 7.3m

Vented 44mm (1.73") Slat

Item # EX01-401V

Ready-Made Only
Color availability may apply



Slats / Tracks available in: white, ivory, beige, and bronze. (some restrictions may apply)



End Retention Side Rail for 56mm (2.20") Slat

Item # EX01-05



End Retention Side Rail / Cover for 44mm (1.73") Slat

Item # EX01-405B

Item # EX01-405C



44mm (1.73") Track features Snap-On removable front plate cover that conceals screws for a clean external appearance.














Side Rail Dimensions End Retention 56mm

Width	Height	Wall Thickness	Length
3 1/4" / 80mm	1 1/6" / 30mm	0.083" / 3.8mm	21' / 6.4m









Side Rail Dimensions End Retention 44mm

Width	Height	Wall Thickness	Length
2 3/4" / 70mm	1.1" / 28mm	3/32" / 2.2mm	21' / 6.4m

Roll Down Shutters | Accessories

	Item # and Name	Specifications
	1 Wing End Retention Slat Lock Item #AC06-01/1B	1 wing Nylon Available in White Sold in pairs, one right, one left
	2 Wing End Retention Slat Lock Item #AC06-02/1B	2 wings. Nylon Available in White Sold in pairs, one right, one left
	Slat Cap Item #AC01-08	Nylon Available in Black Sold in pairs, one right, one left
	44mm (1.73") Slat Cap	Nylon. Available in White Sold in pairs. One right, one left
	MS@ 56mm (2.20") Rivets (White) Item #AC01-25/1000-WH (Bronze) Item #AC01-25/1000-BZ (Ivory/Beige) Item #AC01-25/1000-IV/BG EA@ 44mm (1.73") Rivets Item # AC01-425/500	56mm (2.20") Rivets available in White, Bronze, Ivory/Beige. 44mm (1.73") Rivets (Mill).
	Motor Tube Rivet—3/6" Aluminum Dome Head X.375 x 500 grip Item # AC01-21/1000	(4.8mm) Aluminum Dome Head
	Slat Cap Rivet—1/8" 0.063 x x .125 GRIP Item # AC01-23 / 1000	(3.2mm) Slat Cap Rivet
	Entry Guide for 56mm System Item # AC01-12A	Nylon Entry Guide(s) 56mm (2.20"), Sold in pairs One right, one left
	Entry Guide for 44mm System Small Leg Side Cap: Item # AC01-12SM	Nylon Entry Guide(s) 44mm (1.73") Sold in pairs One right, one left
	Entry Guide for 44mm System No Leg Side Cap: Item # AC01-12SLM	Nylon Entry Guide(s) 44mm (1.73") Sold in pairs One right, one left
	56mm Slat hanger Item #AC10-01 44mm Slat hanger Item #AC10-02	56mm (2.20") 44mm (1.73")

Roll Down Shutters | Accessories

	Item Name and Number	Specifications
	Felt Item #AC01-10	Available in Grey Adhesive backing Sold in 500' rolls (152.4m)
	Rubber Ring Item #AC01-05/70	Reduces noise and impact of slats against motor tube. Fits 70mm tube
	Rubber Ring Item #AC01-05	3-25/32" / 96mm Wall: 3/8" / 10mm Reduces noise and impact of slats against motor tube. Fits 86mm tube
	5/8" (16mm) Hole Caps Item #AC01-11	Plastic 5/8" (16mm) diameter Available in White, Ivory, Beige, and Bronze
	Conic Stopper Item #AC07-03 Ivory/Beige Item #AC07-04 White Item #AC07-05 Bronze	PVC Restricts curtain from retracting too far into hood. Available in White, Ivory/Beige, and Bronze
	5-Sided Rolled Hood Available sizes: 5 1/2" (139mm), 6.5" (165mm), 7" (178mm), 8" (203mm), 10" (254mm) and 12" (305mm) Item #SM02B (Back) Item #SM02F (Front)	Available sizes: 5 1/2" (139mm), 7" (178mm), 8" (203mm), 10" (254mm) and 12" (305mm) Available in White, Ivory, Beige, and Bronze
	End Retention Side Rail For MS@ 56mm (2.20") Slat Item # EX01-05	Width - 3 1/4" (80mm); Height - 1.18" (30mm); Wall Thickness - 5/32" (3.8mm); Sold in 21' (6.4m)
	End Retention Side Rail for EA@ 44mm (1.73") lat Item # EX01-405B (Track) Item # EX01-405C (Cover)	Width - 2 3/4" (70mm); Height - 1.1" (28mm); Wall Thickness - 0.90mm; Sold in 24' (7.3m)

Motor Lift Capacity | Motor Options (120v, 220v)

REBOUND / REBOUND BIDIRECTIONAL / SMART Motors 20—50 Nm with Built-In Receiver (see index for motor section)	Motor Torque	Max Lift Capacity per Tube Size			
		60mm Motor Tube	70mm Motor Tube	86mm Motor Tube	100mm Motor Tube
		20 Nm	110 lbs (49 kg)	94 lbs (42.6 kg)	77 lbs (34.9 kg)
50 Nm	275 lbs (124 kg)	236 lbs (107 kg)	192 lbs (87 kg)	165 lbs (74.8 kg)	

HYBRID / HYBRID BIDIRECTIONAL* Motors 20—120 Nm with Built-In Receiver (see index for motor section)	Motor Torque	Max Lift Capacity per Tube Size			
		60mm Motor Tube	70mm Motor Tube	86mm Motor Tube	100mm Motor Tube
		20 Nm	110 lbs (49 kg)	94 lbs (42.6 kg)	77 lbs (34.9 kg)
50 Nm	275 lbs (124 kg)	236 lbs (107 kg)	192 lbs (87 kg)	165 lbs (74.8 kg)	
100 Nm	n/a	471 lbs (213.6 kg)	384 lbs (174.1 kg)	330 lbs (149.6 kg)	
120 Nm	n/a	566 lbs (256.7 kg)	460 lbs (208.6 kg)	396 lbs (179.6 kg)	

STANDARD Motors 20-120 Nm (no Built-in Receiver) (see index for motor section)	Motor Torque	Max Lift Capacity per Tube Size			
		60mm Motor Tube	70mm Motor Tube	86mm Motor Tube	100mm Motor Tube
		20 Nm (19 rpm)	110 lbs (49 kg)	94 lbs (42.6 kg)	77 lbs (34.9 kg)
30 Nm	165 lbs (74 kg)	141 lbs (63.9 kg)	115 lbs (52.1 kg)	99 lbs (44.9 kg)	
40 Nm	220 lbs (99 kg)	189 lbs (85.7 kg)	153 lbs (69.4 kg)	132 lbs (59.8 kg)	
50 Nm	275 lbs (124 kg)	236 lbs (107 kg)	192 lbs (87 kg)	165 lbs (74.8 kg)	
60 Nm	n/a	283 lbs (128.3 kg)	230 lbs (104.3 kg)	198 lbs (89.6 kg)	
80 Nm	n/a	377 lbs (171 kg)	307 lbs (139.2 kg)	264 lbs (119.7 kg)	
100 Nm	n/a	471 lbs (213.6 kg)	384 lbs (174.1 kg)	330 lbs (149.6 kg)	
120 Nm	n/a	566 lbs	460 lbs	396 lbs	

STANDARD Motors 230—300 Nm (no Built-in Receiver) (see index for motor section)	Motor Torque	Max Lift Capacity per Tube Size
		100mm Motor Tube
		140 Nm
180 Nm	594 lbs (269.4 kg)	
230 Nm	755 lbs (344.2 kg)	
300 Nm	990 lbs (449 kg)	




MaestroShield®

PROTECTION
Like No Other™

MaestroScreens

Housings: 45°, Round, Square, Bracket, Wire

2025



- Windows
- Doors
- Lanais
- Balconies

- Patios
- Porches
- Porticos
- Entries

- Garages
- Retail Stores
- Restaurants
- Hotels

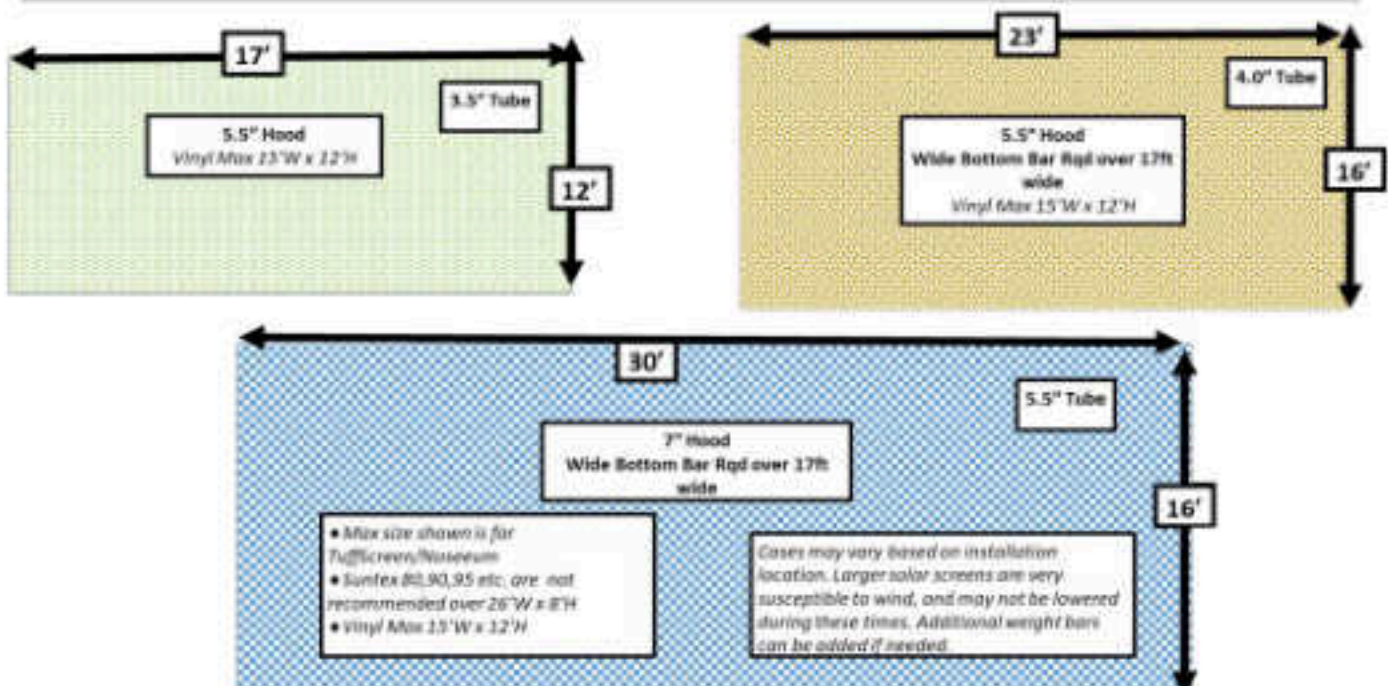
- Office Buildings
- Factories
- Warehouses
- Schools

MaestroScreens

Exterior Screening features (your Sales Team needs to know by heart!)



1. The strength of MaestroScreen's motor tube, coupled with the extruded hood, allows for installations of up to 30' (9.1m) wide without sagging. The 5 1/2" (139mm) hood assembly and small profile side rails are light weight and allow for quick and easy installation.
2. There are two track options to choose from: slim and adjustable. Slim side tracks are only 2" (5.08cm) wide and 5/8" (.16cm) thick, allowing the frame freedom to blend unobtrusively with the building's façade. The adjustable track allows for adjustability up to 1/4" per side (1/2" overall). The 3-piece side track design enables you to hide the mounting screws for a cleaner, more attractive appearance.
3. MaestroShield has the only extruded hood on the market. Our extruded hood is 32% thicker than sheet metal hoods, making it resistant to denting in shipping and handling, and impact resistant when installed. Our side caps, featuring deep galvanized steel threaded inserts for attaching the mounting plates, are 87% thicker than standard universal side caps.
4. Our bottom bars accommodate a weighted steel bar insert, which assists in keeping the screen taut and operating smoothly. The slim bar option's sleek profile allows it to retract further into the hood assembly.
5. The zipper system allows the screen to be tensioned and still run smoothly without needing adjustment.
6. Nylon entry guides provide for clean entry of zipper into side rails, assuring smooth operation for the lifetime of the assembly. **PLUS**, the guide allows for the bottom bar to retract almost entirely into hood.
7. The heavy duty idler system allows for smooth and quiet operation. Spring-loaded idler allows for simple installation of motor tube assembly and, for a quick and easy removal of assembly, if needed.
8. The receiving channel add-on makes installations on uneven surfaces stress-free.
9. The continuous end retention system offers a clean and functional finish, with lengths spanning up to 30ft.
10. Industry-leading warranties featured with our wide variety of motors and electronics:
 - 10-year warranty on powder coating (1-year in coastal regions within 1 mile of saltwater coastline)
 - 5-year full replacement warranty on tubular motors (DC motors carry a 2-year full replacement warranty)
 - 2-year full replacement warranty on electronics and components



MaestroScreens

Adjustable Installation



Surface Mount Installation



MaestroScreens

Trapped Mount Installation



Clear Vinyl Retractable Screens



MaestroScreens



Stucco Column



Decorative Column



Wood Clad Column



Stone-Face Column



Surface Mount



Adjustable Mount

MaestroScreens | Adjustable Track

Adjustable Track Installations



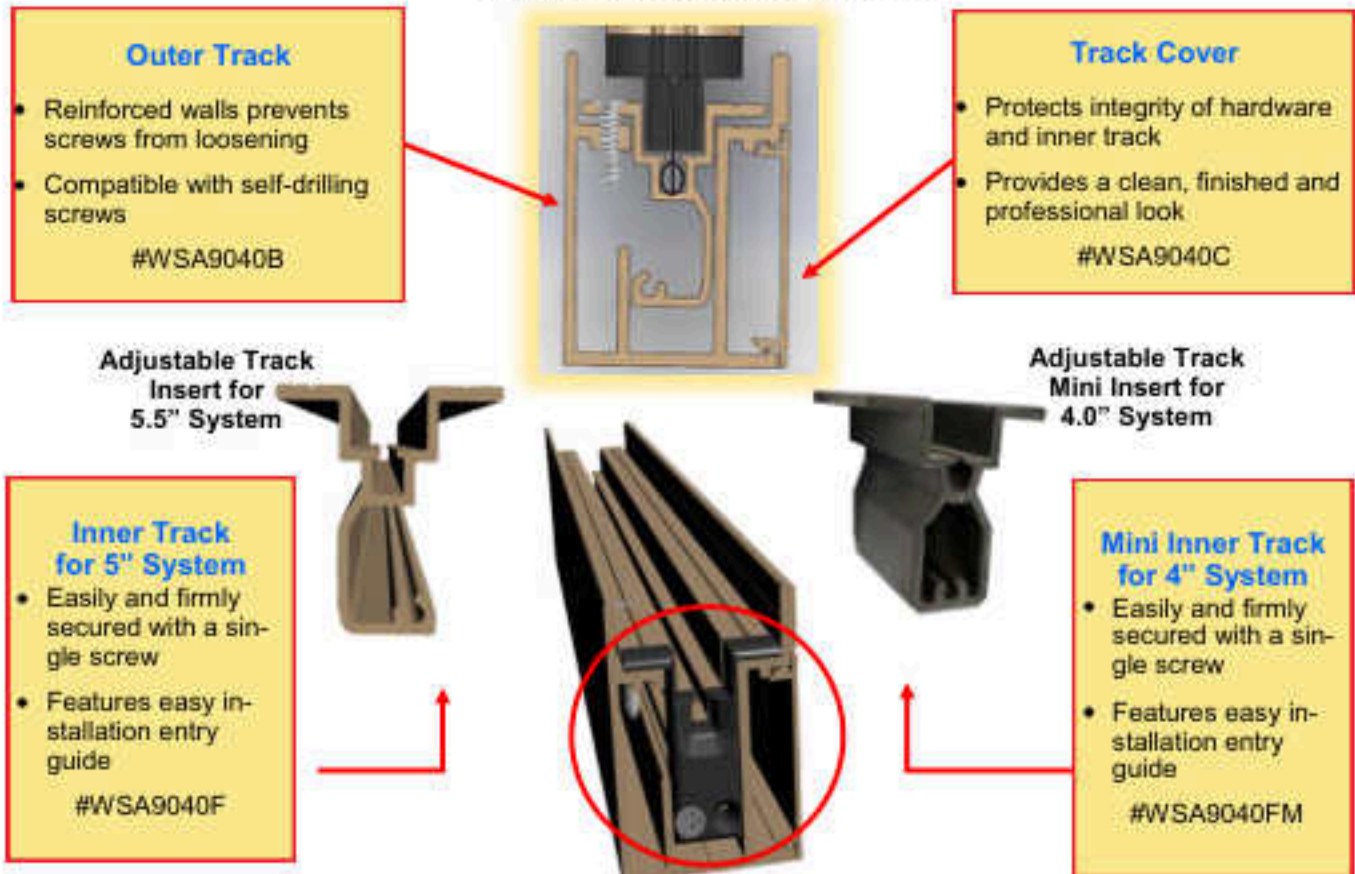
MaestroScreens | Wire & Free-Hanging System(s)

Wire & Free-Hanging Installations



MaestroScreens | Reinforced Track System

Adjustable Track System



End Retention System



MaestroScreens | 5.5" System

Adjustable Track Assembly

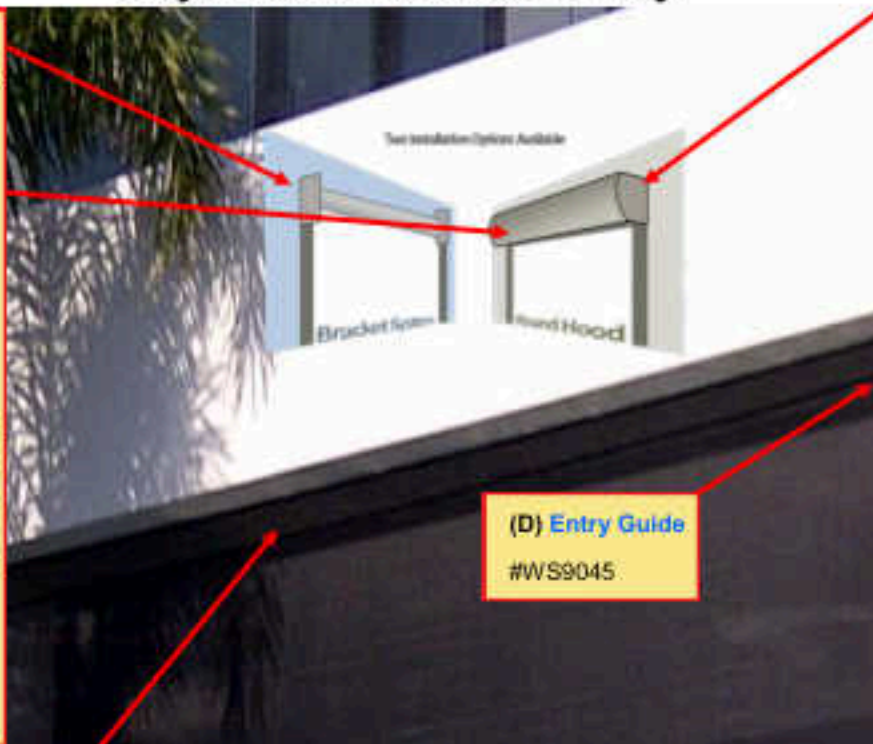
(A) Bracket System
 2-PC: #AC03-10 & #AC03-50A
 1-PC: #AC04-50

(A1) Hood System Extruded
 5-1/2" (139mm) Rounded*
 Front: #SM10F-5.5 /24A
 Back: #SM02B-5.5/24A

5-1/2" (139mm) 45°
 Front: #SM02F-5.5/24
 Back: #SM02B-5.5/24

(A1) Hood System Roll Form
 #SM04-05.5 (139mm) 45° Hood
 #SM04-06.5 (165mm) 45° Hood
 #SM04-07 (180mm) 45° Hood
 #SM04-08 (205mm) 45° Hood
 #SM04-10 (250mm) 45° Hood

Hood Brush Seal*
 (for Rounded Hood)
 AC05-06/Black (1")
 AC05-07/Black (0.75")



(B) Side Caps

5-1/2" (139mm)
 #CA10-139
 (rounded)

5-1/2" (139mm)
 #CA02-139
 (45 degree)

6.5" (165mm)
 #CA05-165 (45
 degree)(no leg)

7" (180mm)
 #CA04-180 (45
 degree) (small
 leg)

8" (205mm)
 #CA04-205 (45-
 small leg)

10" (250mm)
 #CA05-250 (45-
 degree) (no leg)

See Side Cap Sec-
 tion for all sizes and
 options available

(D) Entry Guide
 #WS9045

**(C) MaestroScreens
 Motor Tubes**

Inner Tube
 #EX01-16/24A(60mm)
 #EX01-08/24(86mm)

Outer Tube
 #EX01-14/24A(3.5")
 #EX01-18/24A(4")
 #EX01-19/26 or /30 (5.5")

Fabric
 A wide variety of
 weights, styles and
 colors to choose from.

(G) Slim Bottom Bar
 #WSA9001F
 #WSA9001B

**Wide "Heavy Duty"
 Bottom Bar**
 #WSA9001HD

MEGA Bottom Bar
 #WSA9001HDM

**(E) Bottom Bar
 End Retention**

#WS9043 Slim
 #WS9048HDA Mega
 #WS9049HDA HD

(F) Side Rails
 #WSA9040B
 #WSA9040C
 #WSA9040F
 (adjustable)

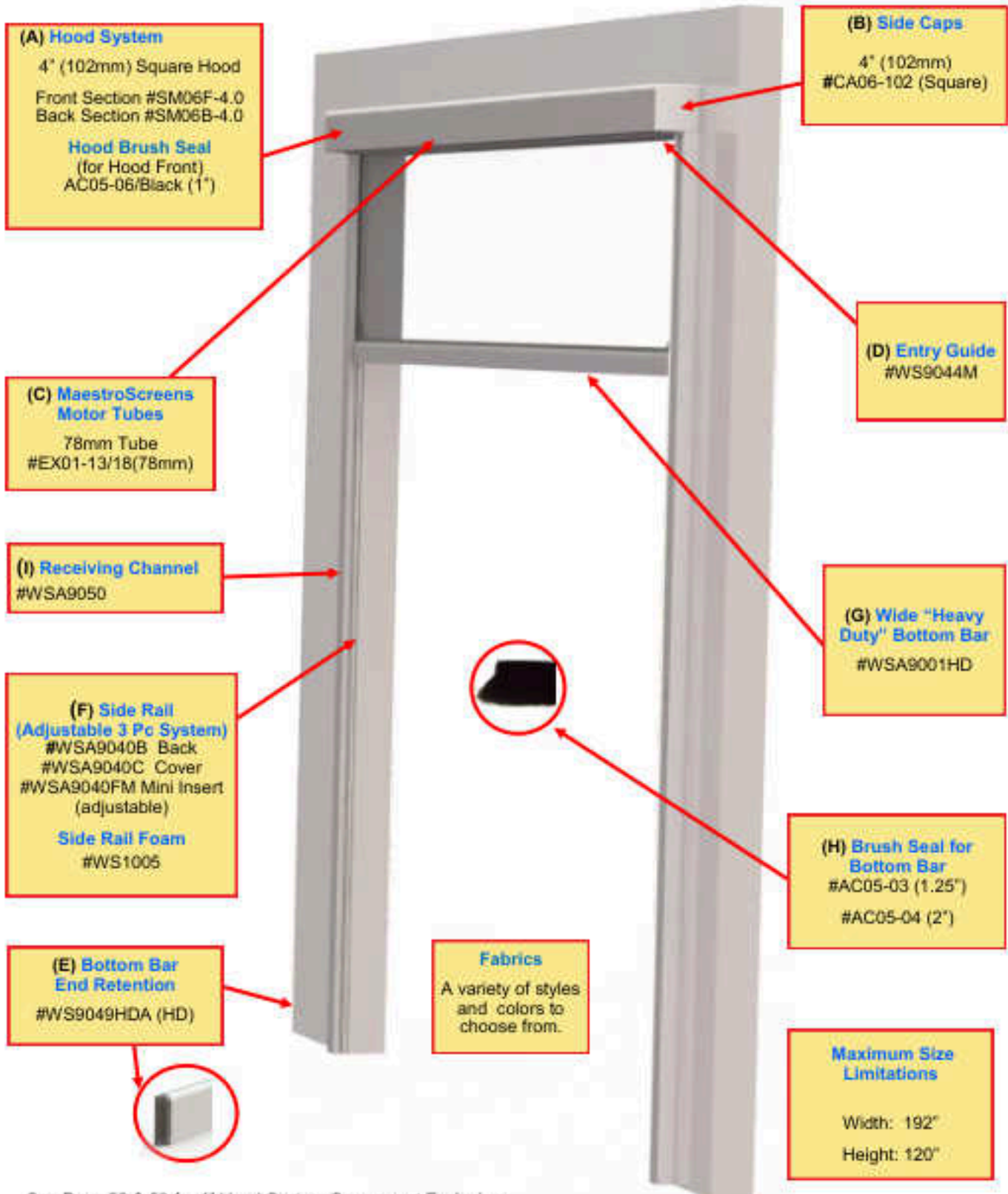
Foam
 #WS1005

**(H) Brush Seal
 (for Bottom Bars)**
 #AC05-03 (1.25")
 #AC05-04 (2")

Rubber Bottom Seal
 #WS1010

(I) Receiving Channel
 #WSA9050

Adjustable Track Assembly



See Page 52 & 53 for 4" Hood System Component Explosion

Quick Zip | Assembled Units with 3" System

Quick Zip Screen System *Ready-Made only*

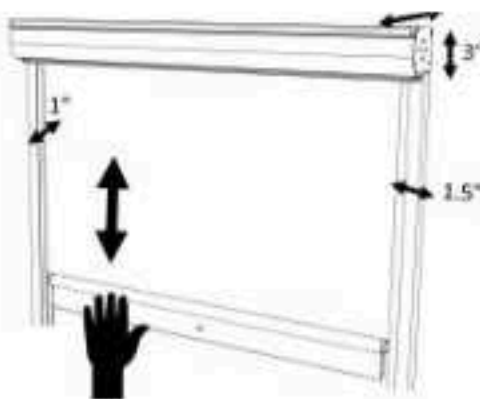
MaestroShield's Compact Hood System offers the benefits of our custom screen systems, but with a simple manual operation and a compact size. Like all MaestroShield products, this unit is designed for easy installation and maintenance-free operation for years to come.

Unlike competitors the screens are secure to both tracks, blocking all insects while also preventing the wind from hampering operation.

Choose from any of our popular insect and solar screen option, which will be sure to add comfort and enjoyment to your home or business!

• FEATURES

- Quick and easy installation
- Easy Spring Loaded operation
- Screens up to 10ftw x 8ftH
- Compact 3" Hood
- 2 year 100% replacement warranty coverage
- Includes a pole for easy reach and adjustment of the screen, while maintaining a clean product finish
- Available in white and bronze. Custom colors are possible for an upcharge.



239-596-8883



order@maestroshield.com



maestroscreens.com



MaestroShield products are innovation at its best. We strive to develop the best products in the industry, and at the most competitive prices. Treat yourself to the service you deserve, with the quality and value you expect.



MaestroShield®
Protection Like No Other

MaestroScreens | Wire System

Styles, Choices, Options

Options	Free-Hanging	Wire System
5.5" 45 Degree Side Cap	✗	✗
5.5" Rounded Side Cap	✓	✓
6.5" 45 Degree Side Cap	✓	✓
Bracket System for Ceiling or Wall Mount	✓	✓
Wide Bottom Bar	✓	✓
Slim Bottom Bar	✗	✗
Bottom Bar Brush Seal (.75", 1.25", 1.9")	✓	✓
Bottom Bar Rubber Seal	✓	✓
Control Options:		
Motor (Hybrid, Smart, Rebound)	✓	✓
Manual Gear	✓	✓
Mounting Options:		
Side Mounted	✓	✓
Floor Mounted	✓	✓
Back Mounted	✓	✓



ITEM	Free-Hanging
Base Plate	WR1001
Custom Wire Assemblies	WR7001

ITEM	Up to 8'	Up to 12'	Up to 16'
Wall Mount	WRSM-08	WRSM-12	WRSM-16
Floor Mount	WRFM-08	WRFM-12	WRFM-16

Add-Ons:

- Crank Handle (5', 6.4', 10')
- Multi-Channel Remote Controllers (1, 6, 15)
- LED (White & Blue)
- Smart Wifi Controller
- Home Automation Interface
- Wind Sun Sensor

MaestroScreens | Wire System

Wire & Free-Hanging Systems

Bracket System
(for Ceiling or Wall Mount)
#AC04-50

Hood System(s)
5-1/2" (139mm) Rounded
Front: #SM10F-5.5
Back: #SM02B-5.5

6 1/2" (165mm) 45°
Roll Form
#SM04-06.5

Hood Brush Seal
(for Rounded Hood only)
AC05-06/Black (1")
AC05-07/Black (0.75")



Side Caps
5 1/2" (139mm)
#CA10-139
(rounded)

6.5" (165mm)
#CA05-165
(45- no leg)

Wire Hood Bracket
#WR1055 (5.5")
#WR1065 (6.5")

Wire
#AC01-W90/1

Fabric
A variety of styles & colors to choose from.

Motor Tube(s)
Inner Tube
60mm #EX01-16/24A

Outer Tube
3.5" #EX01-14/24A
4.0" #EX01-18/24A

Weight Bar
#WSA9001

(H) Bottom Brush Seal
#AC05-03: (1.25")
#AC05-04: (2")

Bottom Secured
Base Plate #WR1001
Swage #AC01-W92
Bungee #WR7001




(E) End Retention(s)
#WR8001



MaestroScreens | Adjustable Track Bracket System

Adjustable Track Bracket System

- This universal bracket system is adjustable for your choice between a ceiling or wall mounted installation.
- No hood assembly required





	Component Name	Item #	Specifications
	Small Angle Bracket	AC03-10	Polyurethane Powder-Coated Steel; for use with Small Angle Bracket (AC0310), 6"x4" (15.24cm x 10.16cm)
	Universal Bracket Plate	AC03-50	
	Idler Bearing Cradle	AC03-40	Polyurethane Powder-Coated Steel; includes Plastic Cap and Setting Pin; pre-drilled, 100mm X 100mm (3.937" x 3.937")
	Universal Angled Bracket Plate	AC04-50	Polyurethane Powder-Coated Steel; 4" (10.16cm) Angle for bracket mounting system.

MaestroScreens Inner Tubes

	Component Name	Item #	Specifications
	60mm Tube	EX01-16/24A	60mm Octagonal; ID57mm, OD62mm; Sold in Lengths of 24' (7.31m). Used with 3.5" and 4" outer tube.
	86mm Tube	EX01-08/24	86mm Inner Tube Sold in Lengths of 24' (7.31m). Used with 5.5" outer tube.



MaestroScreens Outer Motor Tube(s)

	Component Name	Item #	Specifications
	78mm Outer Tube	EX01-13/18A	78mm Round; ID - 78mm, OD - 88mm; sold in 18' (5.5m) lengths. For installations up to 16.5' (5.0m) tall x 9' (2.7m) wide. (Use with Tube Adapter TMUS-78A)
	3 1/2" (8.9cm) Outer Tube	EX01-14/24A	88mm Round; ID - 63mm, OD - 88mm; sold in 24' (7.3m) lengths. For installations up to 12' (3.65m) tall x 17' (7.31m) wide.
	4" (10cm) Outer Tube	EX01-18/24A	108mm Round; ID - 63mm, OD - 108mm; sold in 24' (6.4m) lengths & 24' (7.3m) lengths. For installations up to 23' (6.4m) tall x 17' (7.31m) wide.
	5-1/2" (13.9cm) Outer Tube	EX01-19/26 or 19/30	XL System, 139.7mm Round; OD - 5.5" (13.9cm); sold in 26' (7.92m) and 30' (9.14m) lengths.

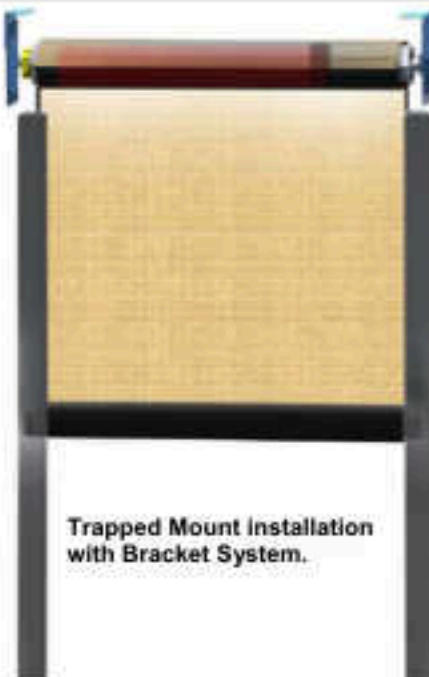
MaestroScreens | Adjustable Track Bracket System

Adjustable Track Bracket System

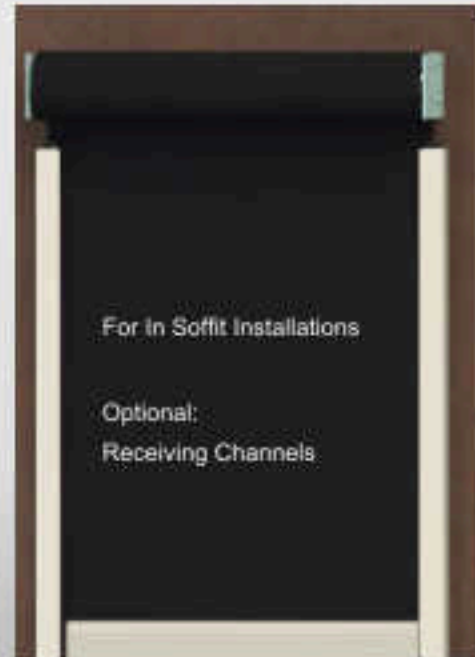
Features our adjustable mounting bracket system.

"Perfect for trapped or surface mount installations."

- THREE piece track allows for forgiveness with great adjust ability.
- Two installation options available: **Ceiling or Wall Mount.**
- Features MaestroShield zipper track retention for superior tension all the way across.
- **Super easy to install seamless bracket system hides the screen almost entirely when in use.**



- Features our new innovative dual track system.
- Features our adjustable mounting bracket system. Perfect for trapped or face mount installations
- Hood assembly option. Not required.
- Features MaestroShield's zipper track retention



Adjustable Track System Foam

Adjustable system with inner and outer track, makes difficult installations easier. Foam tubing placed between inner & outer tracks allow flexibility & adjustability. "D" Shaped Foam with sticky taped ser-

MaestroScreens | Hoods

Rounded Hood



Square Hood



45° 5-Sided Hood



MaestroShield Hoods	
Wall Thickness	1.5mm (.06") (66% thicker than bent)
Packing	Stacks for ease and secure packing
Shipping	Less expensive, or shipping damages
Inventory	Less needed—common pieces
Powder Coat Warranty	10-year warranty on powder coating (1-year in coastal regions within 1 mile of saltwater coastline)








Extruded Hoods

- At 1.5mm (.06") thick, 66% thicker walls than bent hoods; more resistant to denting during shipping and handling.
- Approx. 20% less expensive than bent hoods
- 10-year warranty on powder coat

Hood Color Availability:




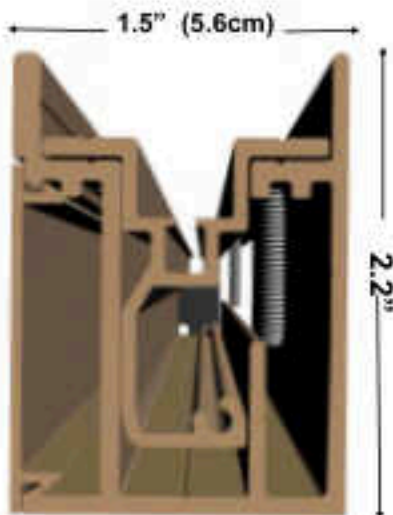
5.5, 6.5, 7.0, 8.0, 10.0 Roll Form: white, ivory, beige, bronze
 5.5 Extruded: white, ivory, beige, black, bronze, custom, Mill
 4.0 & 3.0 Extruded: white, bronze, custom or Mill
 Custom & Mill Minimum quantities /lead times apply

Hood Sizes and Styles	Hood Item #	Side Cap Item #	Compatibility	Hood Type
	Extruded: 3" (76mm)	Front SM10F-220 Back SM02B-221	Rounded Side Cap (CA07-080) Works on Left or Right	Compatible with Round 3" Hoods Ready-made only
	Extruded: 4" (102mm)	Front SM06F-4.0 Back SM06B-4.0	Square Side Cap (CA06-102) Works on Left or Right	Compatible with Square 4" Hoods
	Extruded: Rounded: 5.5" (139mm) For up to 17' (5.18m) Wide x 17' (5.18m) Tall	Back SM02B-5.5 Front SM02F-5.5 45° Hood Front	 Impact-Rated 5.5" (139mm) 45° Side cap w/ leg (CA02-139) Left and Right	Compatible with both Rounded and 45° Hoods Compatible with Slim Surface Mount Track
	3.5" (8.89cm) tube & 23' (7.0m) x 12' (3.65m) Square: 4" (10.16cm) tube	Front SM10F-5.5 Rounded Hood Front	Impact-Rated 5.5" (139mm) Rounded Side Cap (CA10-139) Works on Left or Right	Compatible with both Rounded and 45° Hoods
	Roll Form: 5½" (139mm) 6½" (165mm) 7" (180mm) 8" (205mm) 10" (250mm) for up to 26' Wide	Front & Back (SM04-05.5) (SM04-06.5) (SM04-07) (SM04-08) (SM04-10)	5.5" (139mm) 45° Side Cap (CA03-139) 6.5" (165mm) 45° Side Cap (CA05-165) 7" (180mm) 45° Side Cap (CA04-180) 8" (205mm) 45° Side Cap (CA04-180) 10" (250mm) 45° Side Cap (CA05-185) Works on Left or Right	Compatible with Adjustable Track System
	Bracket For up to 30' (7.9m) Wide	N/A	Small Angled Bracket (AC03-10 & AC03-50A)	No Hood
		N/A	Universal Bracket Plate (AC04-50)	



MaestroScreens | Side Tracks

MaestroScreens Adjustable Track System with Foam Inserts and Receiving Channel

	Component Name	Item #	Specifications
<p>*assembled</p> 	MaestroScreen Adjustable Track Outer*	Outer Track WSA9040B	Outer Track: Three piece track system. Sold in 24' (7.3m) lengths. 1.5" x 2.2" (5.6cm x 3.8cm) Sold in White, Ivory, Bronze, Beige, Black
	MaestroScreen Adjustable Track Inner*	Inner Track WSA9040F	Inner Track: Three piece track system. Sold in 24' (7.3m) lengths. 1.5" x 2.2" (5.6cm x 3.8cm) Sold in White, Ivory, Bronze, Beige, Black
	MaestroScreen Adjustable Track Cover*	Side Rail Cover WSA9040C	Cover Track: Three piece track system. Sold in 24' (7.3m) lengths. 1.5" x 2.2" (5.6cm x 3.8cm) Sold in White, Ivory, Bronze, Beige, Black
 	MaestroScreen Adjustable MiniTrack Inner	Mini Inner Track WSA9040FM Mini Insert for use with 4" System	Mini Inner Track: Sold in 24' (7.3m) lengths. Use with 4" System, and Adjustable Track Back and Cover. Sold in White, Bronze, Black, Other Custom Order
	MaestroScreen Receiving Channel	Receiving Channel WSA9050U	1.5" wide x 2" tall x .125". Sold in 24' Optional used for uneven mounting surfaces. Sold in White, Ivory, Bronze, Beige, Black



This MaestroShield track design allows for flexible installation of tracks on uneven mounting surfaces. The simplified installation procedure creates a clean and professional finish; Simply install and lower the screen, push the inner tracks until they are tight, and then screw the two parts together.



Receiving channel wraps outer track for difficult or uneven surfaces during installations

MaestroScreens | Side Cap Comparisons

	MaestroShield Side Cap	Universal Side Cap
Thickness of Casting	6mm (.24")	3.2mm (.125")
Threaded Inserts for Motor Plates	Threaded Galvanized Steel Insert - 6.85mm (.27") deep	Threaded Aluminum - 3mm (.125") deep (Some not threaded)
Powder Coat Warranty	10-year	1-year
Openings - for Manual Crank	Yes - In all three positions	Not in all positions (requires drilling)
Adjustable Hood for flush appearance	Yes	No



5 1/2" Impact Rated (139mm)

- At 6mm (.24") thick, twice as thick as universal standard side cap
- Threaded galvanized steel inserts for mounting fastener plates
- Greater depth of threaded inserts for stronger connection
- Threaded inserts for mounting mini receiver
- Openings in casting for mounting manual crank without drilling
- Hood is adjustable into side cap for flush appearance



Rounded Side Cap

Rounded pairs with Rounded Extruded Hoods

Size	Weight	Item #
5-1/2" (139mm)	0.75 lbs / (.34 kgs)	CA10-139

Internal galvanized steel inserts for easy installation of motor plates for a clean appearance. No need to drill holes. 10-yr. powder coating warranty. Impact-rated.



45° Side Cap

45° pairs with 45° Hoods

Size	Weight	Item #
Impact-Rated		
5-1/2" (139mm)	0.75 lbs / 35mm	CA02-139
6-1/2" (165mm)	95 lbs / 43mm	CA05-165
7" (180mm)	1.08 lbs / 49mm	CA04-180
8" (205mm)	1.43 lbs / 65mm	CA04-205
10" (250mm)		CA05-250




Side Caps available in white, ivory, beige, bronze, black*
*limited sizes available in black.



Square Side Cap

Square pairs with 4" Extruded Hood

Size	Weight	Item #
4" (106mm)	0.25 lbs (.12 kgs)	CA06-102



- Compact size.
- Modern design.
- Great for sizes up to 16' wide x 10' height



Square hoods available in white, bronze. Custom colors available through special order. Minimum quantity and leadtimes may apply.

MaestroScreens | Guides & Bottom Bar

Entry Guide — Adjustable Track—Mini Adjustable Track

Component Name	Item #	Specifications
Adjustable Track Nylon Entry Guide	WS9045	Black nylon; seamlessly guides screen into side rails; pairs
Adjustable Mini Track Nylon Entry Guide	WS9044M	Black nylon; seamlessly guides screen into side rails; Pairs



Bottom Bar End Retention (s)

Component Name	Item #	Specifications
SLIM Bottom Bar—End Retention for Adjustable Track	WS9043	Nylon; sold in pairs of left/right
HD Bottom Bar—Sliding End Retention for Adjustable Track and Mini Adjustable Track	WS9049HDA	Nylon; sold in sets (4 pc p/set)
MEGA Bottom Bar—Sliding End Retention for Adjustable Track	WS9048HDA	Nylon; sold in sets (4 pc p/set)



MaestroScreen Bottom Bar(s)

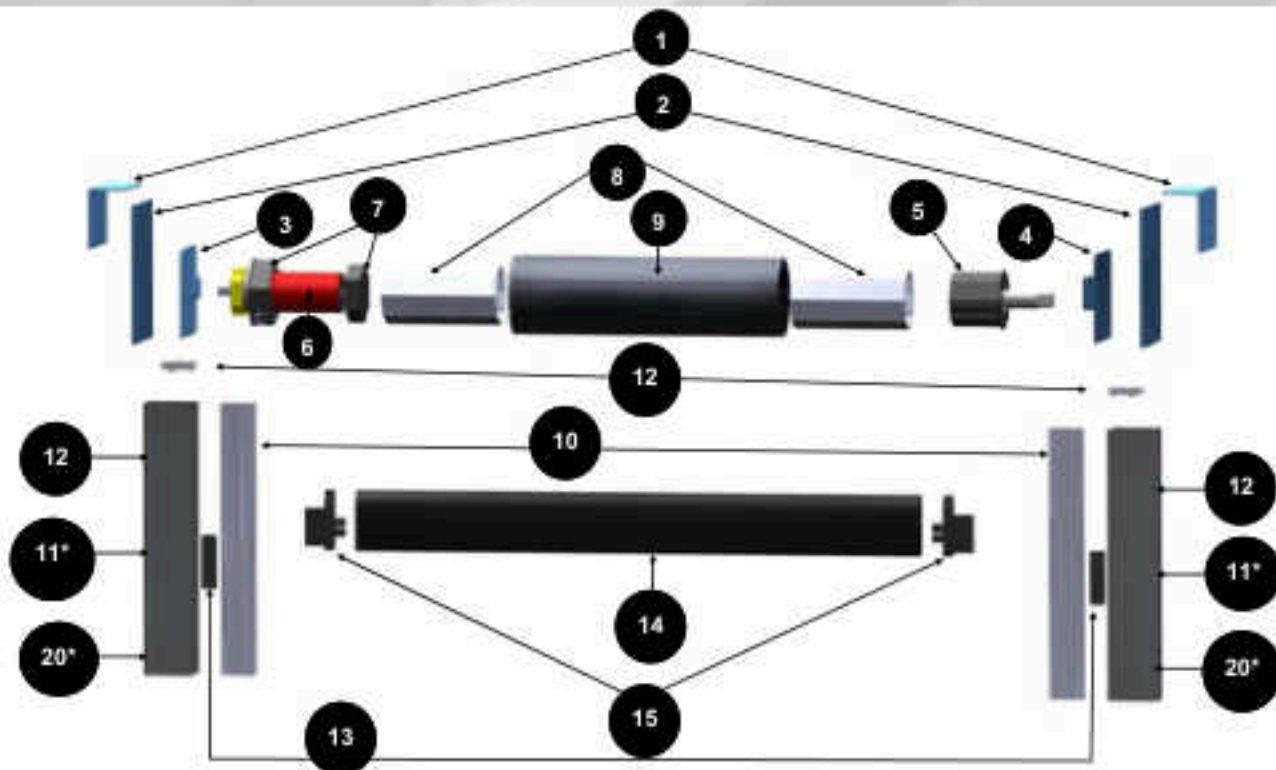
Choice of 2 piece "slim" bottom bar, or our 1-piece Heavy duty bottom bar, or our MEGA 1 piece bottom bar for extra weight. Each bar retains a taut screen; weighted down with marine grade stainless steel that avoids corrosion.

Component Name	Item #	Comes In
Maestro Screen Slim Bottom Bar	WSA9001F (Front) WSA9001B (Back)	2-piece sold in 24' (7.3m) lengths. (Weighted down with corrosion resistant stainless steel bar)
Maestro Screen HD Wide Bottom Bar	WSA9001HD (1 piece)	1-Piece Heavy Duty Bottom Bar for wider widths, up to 30' (9.14m)
Maestro Screen MEGA Bottom Bar	WSA9001HDM (1 piece)	1-Piece MEGA Bottom Bar for wider widths or heights, up to 30' (9.14m). Holds additional weight bars
Maestro Screen Weight Bar	WSA9001	1/2" Square Stainless Steel



MaestroScreens | Adjustable Track Components

Bracket and Hood System Available

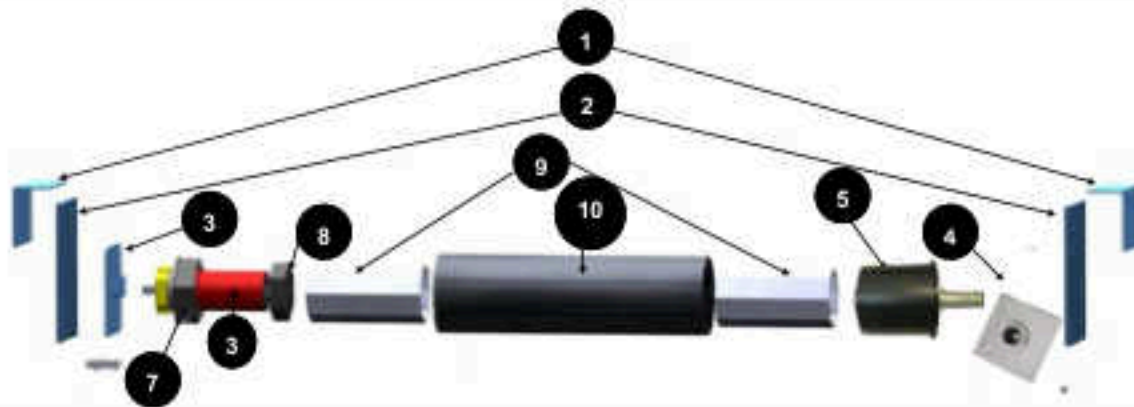


Adjustable Track System Assembly Components (Bracket System)

#	Component	Item #	#	Component	Item #
1	Angled Mounting Bracket	AC03-10	9	Outer Tube(s): 3.5" or 4.0" or 5.5"	EX01-14/24A, EX01-18/24A, EX01-19/26, EX01-19/30
2	Mounting Bracket	AC03-50A	10	Adjustable Inner Track	WSA9040F
3	Motor Bracket	AC03-04	11	Adjustable Track Cover* (attaches to back)	WSA9040C
4	Idler Bracket	AC03-40	12	Adjustable Outer Track	WSA9040B
5	Idler Bearing	AC02-12 AC02-12-SL (w/Spring)	13	Entry Guide for Adj Track	WS9045
6	Motor	Variable	14	Track Foam	WS1005
7	Crown & Drive Gear	TMUS-600C3 TMUS-600G3	15	Slim Bottom Bar (2 piece) Wide HD Bottom Bar (1 piece) MEGA Bottom Bar (1 piece)	WSA9001Front WSA9001Back WSA9001HD WSA9001HDM
8	Inner Tube (60mm) or (86mm)	EXD1-16/24A EX01-08/24	16	End Retention: Slim Bottom Bar End Retention: HD Bottom Bar End Retention: MEGA Bottom Bar	WS9043 WS9049HDA WS9049HDM
Hood* & Side Cap* Options:			17	Brush Seal Black (1-1/4", 1.9") Rubber Seal (3.75")	AC05-03 (1-1/4") AC05-04 (1.9") WS1010 (3.75")
	Extruded Rounded: 5.5"	SM02B-5.5 (back) SM0F-5.5 (front)	18	Weight Bar	WSA9001
	Roll Form 45°: 5.5", 6.5", 7", 8", 10"	SM04-05.5 SM04-06.5 SM04-07 SM04-08 SM04-10	19	Spline	WS1003
	Side Caps Rounded: 5.5"	CA10-139	20	Optional: Receiving Channel*	WS9050
	Side Cap 45°: 5.5", 6.5", 7", 8", 10"	CA02-139(5.5) CA05-165(6.5) CA04-180(7) CA04-205(8) CA05-250(10)	*Not Pictured (see page 46-48 for details)		

MaestroScreens | XL Adjustable Track Components

Bracket and Hood System Available



Adjustable Track XL System Assembly Components

#	Component	Item #	#	Component	Item #
1	Angled Mounting Bracket	AC03-10	6	Motor Various	20 & 50 Nm
2	Mounting Bracket	AC03-50	7	Crown	TMUS-45UC
3	Motor Bracket	AC03-04 AC03-13 AC03-1201	8	Drive Gear	TMUS-45G
4	Idler Cradle	AC02-11	9	Inner Tube (86mm)	EX01-08/24
5	Idler Bearing	AC02-03RSL	10	Outer Tube (5.5)	EX01-19/26 EX01-19/30

XL SYSTEM: Designed optional components to work within our superior exterior screen systems for wider widths up to 30' (9.1m).

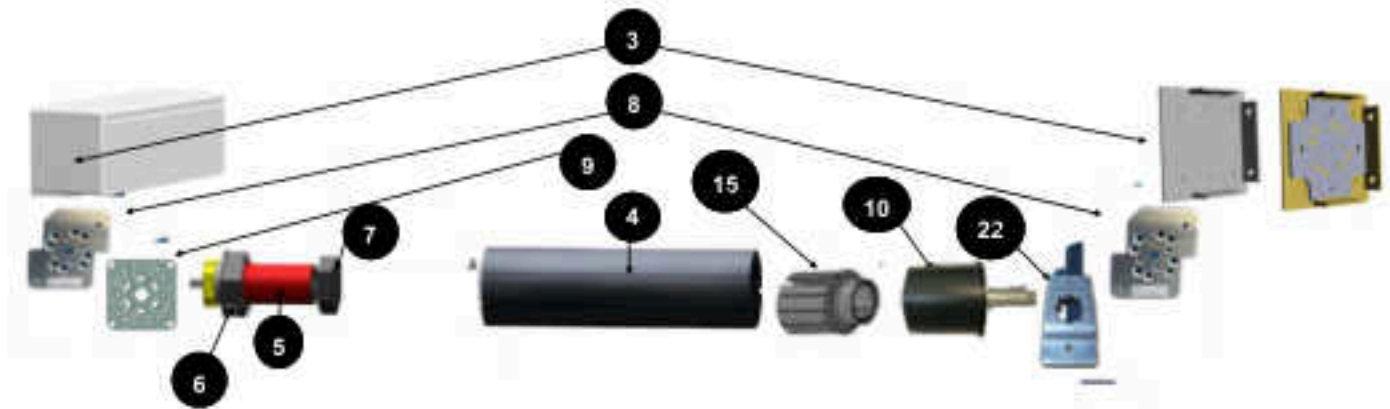
NOTE: Bracket type varies depending on motor



Finish Options:

Brush or Rubber Seal		
Component	Item #	Color
1-1/4" Brush Seal	AC05-03	Black
1.9" Brush Seal	AC05-04	Black
3.75" Rubber Seal	WS1010	Black
.75" Hood Brush Seal	AC05-07	Black
1" Hood Brush Seal	AC05-06	Black

MaestroScreens | 4" Hood System



4" System



Adjustable Mini Track
Front Insert

15

11 Fabric

Receiving
Channel

16

HD Bottom Bar

18

Weight Bar Inside
Bottom Bar
(not pictured)

19

Adjustable
Track Cover

13

Adjustable Track
Back

Bottom Bar
End Retention

20

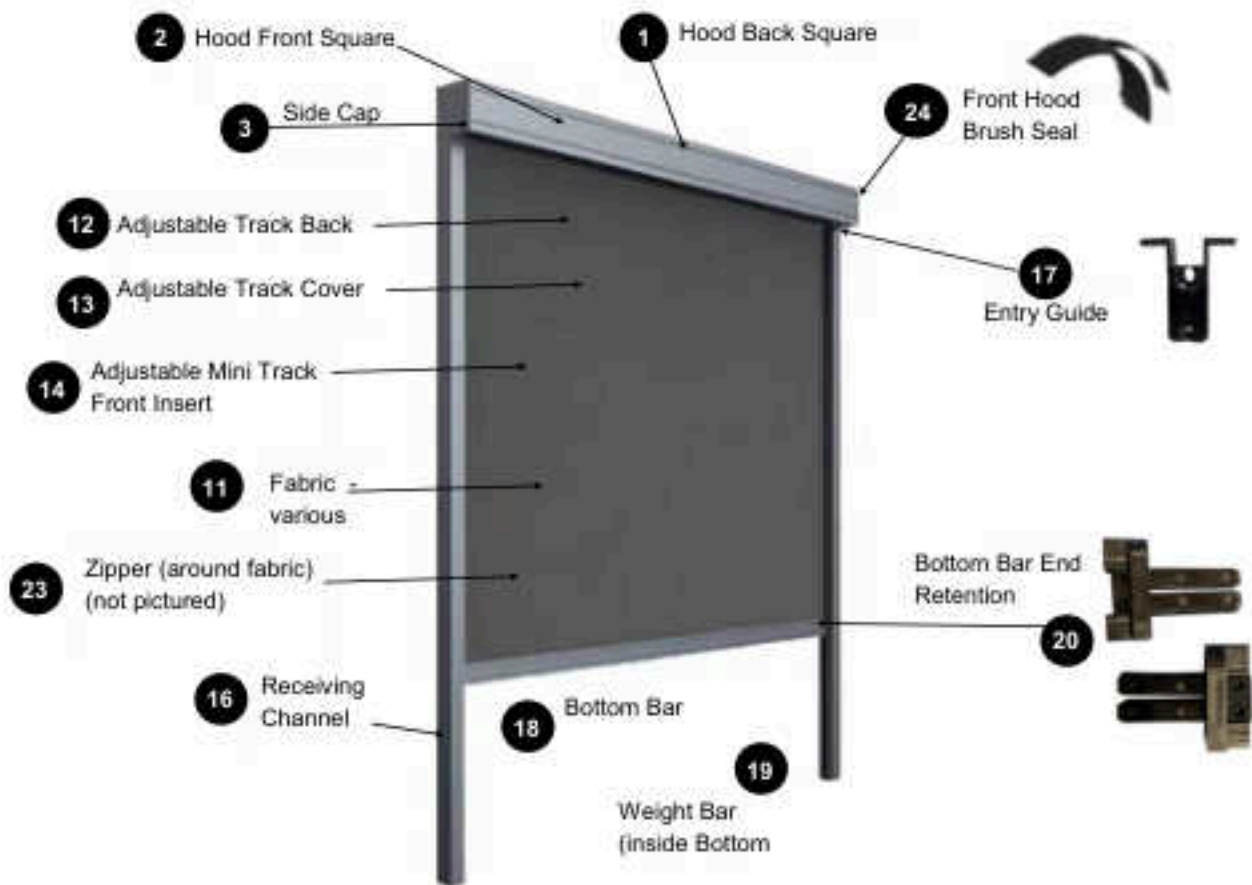
Entry Guide

17

Track Foam

21

MaestroScreens | 4" Hood System



4.0" Exterior Motorized Retractable Screen System

#	Component Name	Item	#	Component Name	It
1	Hood Back	SM06B-4.0	13	Adjustable Side Track Cover	WSA9040C
2	Hood Front	SM06F-4.0	14	Adjustable Mini Side Track Front Insert	WSA9040FM
3	Side Caps	CA06-102	15	Tube Adapter 78mm	TMUS-78A
4	Motor Tube	EX01-13/18	16	Receiving Channel	WSA9050
5	Motor	Various	17	Entry Guide	WS9044M
6	Crown	TMUS-60OC3	18	Bottom Bar	WS9001HD
7	Drive Gear	TMUS-60OG3	19	Weight Bar	WS9001
8	Mounting Bracket	AC03-102L AC03-102R	20	End Retention	WS9049HDA
9	Motor Bracket	AC03-0802	21	Track Foam	WS1005
10	Idler Bearing	AC02-50	22	Motor Bracket for Spring Idler	AC03-16
11	Fabric	Various	23	Zipper	AC03-16
12	Adjustable Side Track Back	WSA9040B	24	Brush Seal (1")	AC05-06/Black

See Electronics Section for Controllers, Hubs, LED options

Motor Lift Capacity | Motor Options (5v, 12v, 120v, 220v)

REBOUND / REBOUND BIDIRECTIONAL / SMART Motors 20—50 Nm with Built-In Receiver (see index for motor section) <ul style="list-style-type: none"> • Without Manual Override • 5 year 100% replacement Warranty coverage • Easy-to-Set Electronic Limit Switch • Electronic limit setting • Universal Accessories, Crown and Drive Gears for 60mm motor tubes and others available. 	Motor Torque	Max Lift Capacity per Tube Size		
		3.5" Motor Tube	4" Motor Tube	5.5" Motor Tube
		20 Nm	77 lbs (34 kg)	66 lbs (29 kg)
50 Nm	192 lbs (87 kg)	164 lbs (74 kg)	120 lbs (59 kg)	

HYBRID / HYBRID BIDIRECTIONAL* Motors 20—50 Nm with Built-In Receiver (see index for motor section) <ul style="list-style-type: none"> • With and without Manual Override • 5 year 100% replacement Warranty coverage • Mechanically set limits with dual sided limit access • Universal Accessories, Crown and Drive Gears for 60mm motor tubes and others available. • *Bidirectional also available in 50Nm 	Motor Torque	Max Lift Capacity per Tube Size		
		3.5" Motor Tube	4" Motor Tube	5.5" Motor Tube
		20 Nm	77 lbs (34 kg)	66 lbs (29 kg)
50 Nm	192 lbs (87 kg)	164 lbs (74 kg)	120 lbs (59 kg)	

Battery/DC (Lithium) Motors Motors 1.1Nm—13 Nm with Built-In Receiver (see index for motor section) <ul style="list-style-type: none"> • Without Manual Override • 2 year 100% replacement Warranty coverage • Electronic set limits • Universal Accessories, Crown and Drive Gears for 60mm motor tubes and others available. 	Motor Torque	Max Lift Capacity per Tube Size		
		3.125" (78mm) Motor Tube	3.5" Motor Tube	4" Motor Tube
		6 Nm	25 lbs (11 kg)	23 lbs (10 kg)
13 Nm	42 lbs (19 kg)	38 lbs (17 kg)	33 lbs (15 kg)	

STANDARD Motors 20-50 Nm (no Built-in Receiver) (see index for motor section) <ul style="list-style-type: none"> • With and without Manual Override • 5 year 100% replacement Warranty coverage • Easy-to-Set Electronic Limit Switch • Mechanically set limits • Mini-Receiver available separately • Universal Accessories for 20Nm to 50Nm: Crown, Drive for 60mm motor tubes and more • Universal Accessories for 60Nm to 120Nm: Crown, Drive for 70mm motor tubes and more 	Motor Torque	Max Lift Capacity per Tube Size		
		3.5" Motor Tube	4" Motor Tube	5.5" Motor Tube
		20 Nm (19 rpm)	77 lbs (34 kg)	66 lbs (29 kg)
30 Nm	115 lbs (52 kg)	99 lbs (44 kg)	78 lbs (33 kg)	
35 Nm	134 lbs (60 kg)	116 lbs (52 kg)	89 lbs (30kg)	
40 Nm	153 lbs (69 kg)	132 lbs (59 kg)	95 lbs (43 kg)	
50 Nm	192 lbs (87 kg)	164 lbs (74 kg)	120 lbs (59 kg)	


MaestroScreens | Product Detail — Fabric Options



Fabrics Colors/Weights:

- > Brown (#80/#90/DO)
- > Black (#80/#90/#95/#97/#99)
- > Grey (#80/#90/DO)
- > Stucco (#80/#90/#95)
- > Beige (#80/#90)
- > Dark Bronze (#80/#90/#95)
- > White (#80/#95/#97/DO/BO)
- > Carbon (#95 only)
- > Mocha (#95 only)
- > White/Grey (#95 only)
- > Alpaca (#95 only)
- > Sand (#95 only)
- > Chestnut (#95 only)
- > Charcoal (#97/#99/DO)
- > Tobacco (#97/#99/DO)
- > Light Grey (DO only)
- > Putty (DO only)
- > Shadow Texture (DO only)
- > Stone Texture (DO only)
- > Tan (DO only)
- > Tuff Screen* (black or white)
- > NoSee'Um (black insect)
- > NoSee'Um (17x20 Insect)
- > NoSee'Um (23x21 Insect)
- > Granite (#97/#99)
- > Espresso Texture (#97/#99/DO)
- > Vinyl (clear)
- > Weblon (many colors available)

Blackout (BO) colors available:
White, Chalk, Frost, Canvas,
Linen, Khaki, Pewter, Graphite,
Black



Custom fabrics available. Many manufacturers to choose from.

10* YEAR SCREEN FABRIC WARRANTY: *Most fabric manufacturer's offer 10 year warranty on fabric(s). All fabric warranty claims are a pass-through warranty and are administered by the fabric manufacturer. Please contact fabric manufacturer for details on any warranty coverage information. MaestroShield assumes no responsibility for claims made on defective and/or malfunctioning fabrics either separately or as a component of screen assembly.

NOTE: MaestroScreens is not rated for wind abatement. Some "sailing" will occur in windy conditions and it is recommended that the screen is only raised or lowered when the wind subsides.






MaestroShield®

PROTECTION
Like No Other™

Tubular Motors

2025




Motors for:

- Roll Down Shutters
- Motorized Interior Shading
- Projection Screens
- Roll Down Exterior Screen
- Rolling Awnings
- Rolling Doors and Grilles

Tubular Motors | Product Specifications

MaestroShield® motors are innovation at its best. Designed in-house by Swedish and American engineers, these industry leading components are the perfect marriage of power, precision and price. With multiple configurations available, the agility of our motors puts them in a class of their own. Designed and tested with quality in mind, MaestroShield® motors will greatly enhance your shutter, door, screen, awning and shading applications. These are only some of the reasons why MaestroShield® is superior to the competition.

Tubular Motor Anatomy



Features & Benefits:

- More than 50 sizes available to suit most applications and configurations
- More than 250 crown and drive gear combinations to fit virtually any motor tube size and shape.
- Durable universal mounting plates to fit tubular motors into a wide range of products.
- Easily programmed with a full suite of electronics
- Produced under ISO 9001 quality guidelines
- IP44 Rated
- **Limits:** Mechanically set and adjusted by hand with 8" (2.03cm) hex-shaped adjuster tool enclosed with each motor. Motor limits can be accessed on two facing sides of the motor head. The signature MaestroShield limits have a self-feeding spring on the limit adjuster to allow automatic re-feeding of the limit screw onto the adjustment shaft in case of over-setting the limits.
- **Internal Gearing:** done with Nylon and Metal components; no plastic is integrated into this portion of the MaestroShield motor.



Most Tubular Motors carry a Full 5-Year 100% Replacement Warranty (except DC motors (2 yr) and Lithium Battery motors (1 yr).



Tubular Motors | Index

Our AC motors come in standard, hybrid, hybrid with bidirectional technology, smart, rebound, rebound with bidirectional technology. Additionally we have a line of DC motors that include standard, and rebound bidirectional motors which work well with our solar panel. We have added motor packages that come bundled with associated crowns, drives, brackets that make buying simple. Item #'s ending in "pkg*" include crown, gear and/or bracket when applicable. The bidirectional technology enables visibility of position while viewing through the application, and are Dooya compatible. See Electronics section (pg 89) for our line of compatible products for each of our motors. We offer functionality, continuous quality and cutting edge technology.

TYPE LEGEND	Type	Receiver (built-in)	NM Up to	Manual Override	Limit Setting	Bidirectional	Electronics Type
Rebound	RB	X	50Nm	Both	Electronic		MSD
Rebound Bidirectional	RBD	X	50Nm	No	Electronic	X	MSBD
Hybrid	HY	X	120Nm	Both	Mechanical		MS / MSD
Hybrid Bidirectional	HY BD	X	100Nm	Yes	Mechanical	X	MSBD
Standard	STD	No Receiver**	300Nm	Both	Mechanical		MS / MSD
DC	DC	No Receiver**	50Nm	No	Mechanical		MS / MSD
DC Bidirectional	DC BD	X	13Nm	No	Electronic	X	MSBD
Smart	SMT	X	50Nm	No	Electronic		MS

Item #	TYPE	Torque	Speed	Manual Override	Limit Setting	Misc.	Receiver	Electronics	Page
REBOUND		(Nm)	(Rpm)	(Yes/No)	Mechanical Electronic		BUILT-IN (Yes/No)	Type	
TMRB45BDS-20/19PKG*	RBD	20	19	No	Electronic	Rebound / Bidirectional	Yes	MSBD	60
TMRB45BDS-50/13PKG*	RBD	50	13	No	Electronic	Rebound / Bidirectional	Yes	MSBD	60
HYBRID		(Nm)	(Rpm)	(Yes/No)	Mechanical Electronic	Misc.	BUILT-IN (Yes/No)	Type	
TMRS45M-20/30	HY	20	30	Yes	Mechanical		Yes	MS	61
TMRS45S-20/30	HY	20	30	No	Mechanical		Yes	MS	61
TMRS45S-20/30-13	HY	20	30	No	Mechanical	13R Card	Yes	MS	61
TMRS45M-50/12	HY	50	12	Yes	Mechanical		Yes	MS	61
TMRS45S-50/12	HY	50	12	No	Mechanical		Yes	MS	61
TMHY45M-50/13PKG*	HY	50	13	Yes	Mechanical		Yes	MSD	62
TMHY45BDM-50/13PKG*	HY BD	50	13	Yes	Mechanical	Bidirectional	Yes	MSBD	63
TMHY59BDM-100/11PKG*	HY BD	100	11	Yes	Mechanical	Bidirectional	Yes	MSBD	63
TMHY59M-120/9PKG*	HY	120	9	Yes	Mechanical		Yes	MSD	62

**requires separate purchase of external receiver to pair with remote control type

Tubular Motors | INDEX

Item #	TYPE	Torque	Speed	Manual Override	Limit Setting	Misc.	Receiver	Electronics	Page
STANDARD		(Nm)	(Rpm)	(Yes/No)	Mechanical Electronic		Built-In (Yes or No)		
TMUS35S-06/33	STD	6	33	No	Mechanical		No**	MS / MSD	65
TMUS45S-10/32	STD	10	32	No	Mechanical		No**	MS / MSD	65
TMUS45SQ-10/21	STD	10	21	No	Mechanical	Quiet	No**	MS / MSD	65
TMUS45M-20/19	STD	20	19	Yes	Mechanical		No**	MS / MSD	67
TMUS45M-20/32	STD	20	32	Yes	Mechanical		No**	MS / MSD	67
TMUS45S-20/19	STD	20	19	No	Mechanical		No**	MS / MSD	65
TMUS45S-20/32	STD	20	32	No	Mechanical		No**	MS / MSD	65
TMUS45M-30/13	STD	30	13	Yes	Mechanical		No**	MS / MSD	67
TMUS45M-40/13	STD	40	13	Yes	Mechanical		No**	MS / MSD	67
TMUS45M-50/13	STD	50	13	Yes	Mechanical		No**	MS / MSD	67
TMUS45M-50/13/Clutch	STD	50	13	Yes	Mechanical	Clutch	No**	MS / MSD	67
TMUS45S-50/13	STD	50	13	No	Mechanical		No**	MS / MSD	65
TMEU45M-50/13	STD	50	13	Yes	Mechanical	220v	No**	MS / MSD	65
TMEU-50M/02 (230v)	STD	50	12	Yes	Mechanical	230v	No**	MS / MSD	65
TMUS59M-60/14	STD	60	14	Yes	Mechanical		No**	MS / MSD	69
TMUS59M-80/14	STD	80	14	Yes	Mechanical		No**	MS / MSD	69
TMUS59M-100/11	STD	100	11	Yes	Mechanical		No**	MS / MSD	69
TMUS59S-100/11	STD	100	11	No	Mechanical		No**	MS / MSD	65
TMEU-100M/02 (230v)	STD	100	12	Yes	Mechanical	230v	No**	MS / MSD	69
TMEU59M-100/11 (220v)	STD	100	11	Yes	Mechanical	220v	No**	MS / MSD	69
TMUS59M-120/9	STD	120	9	Yes	Mechanical		No**	MS / MSD	69
TMEU59M-120/8 (220v)	STD	120	8	Yes	Mechanical	220v	No**	MS / MSD	69
TMUS92M-230/12	STD	230	12	Yes	Mechanical		No**	MS / MSD	71
TMUS92M-300/8	STD	300	8	Yes	Mechanical		No**	MS / MSD	71
TMUS92S-300/8	STD	300	8	No	Mechanical		No**	MS / MSD	71

Tubular Motors | Index

Item #	TYPE	Torque	Speed	Manual Override	Limit Setting	Misc.	Receiver	Electronics	Page
DC / DC Battery Motors (Use: Interior / Solar Panel)		(Nm)	(Rpm)	(Yes/No)	Mechanical Electronic		Built-In (Yes or No)		
TMDC-3W/12V	DC	3	24	No	Mechanical	12v	No**	MS / MSD	73
TMDC-6W/12V-24	DC	6	24	No	Mechanical	24v	No**	MS	73
TMDC-20W/12V	DC	20	14	No	Mechanical	12v	No**	MS / MSD	73
TMDC-35W/7V	DC	35	7	No	Mechanical	12v	No**	MS / MSD	73
TMDC-50W/12V	DC	50	12	No	Mechanical	12v	No**	MS / MSD	73
TMDC25BD-1.1/28PKG	DC Battery	1.1	28	No	Electronic	12v / Bidirectional	Yes	MSBD	75
TMDC28BD-2/28PKG	DC Battery	2	28	No	Electronic	5v / Bidirectional	Yes	MSBD	75
TMDC45BD-6/24PKG	DC Battery	6	24	No	Electronic	5v / Bidirectional	Yes	MSBD	75
TMDC45BDQ-13/13PKG*	DC Battery	13	13	No	Electronic	5v / Bidirectional	Yes	MSBD	75
SMART / SMART DC Battery		(Nm)	(Rpm)	(Yes/No)	Mechanical Electronic	Misc	Built-In (Yes or No)	Electronics	Page
ELSTM25BD-1.5/32	SMT AC	1.5	32	No	Electronic	Bidirectional	Yes	MSBD	74
ELSTM45BDQ-10/21	SMT AC	10	21	No	Electronic	120v	Yes	MSBD	74
ELSTM20/30	SMT	20	30	No	Electronic		Yes	MS	77
ELSTM50/12	SMT	50	12	No	Electronic		Yes	MS	77
HYBRID MOTOR PACKAGES		(Nm)	(Rpm)	(Yes/No)	Mechanical Electronic		Built-In (Yes or No)		
TMHY45M-50/13PKG*	HY	50	13	Yes	Mechanical		Yes	MSD	62
TMHY45BDM-50/13PKG*	HY BD	50	13	Yes	Mechanical	Bidirectional	Yes	MSBD	63
TMHY59BDM-100/11PKG*	HY BD	100	11	Yes	Mechanical	Bidirectional	Yes	MSBD	63
TMHY59M-120/9PKG*	HY	120	9	Yes	Mechanical		Yes	MSD	62

For your convenience our Hybrid line of Motors Packages comes bundled with crown(s), drive(s), and bracket(s) when applicable for 60mm and 70mm motor tubes. Great for Shutter applications!

Note: *When ordering, item #'s with a "pkg" ending include: crown, gear and/or bracket (if applicable)
**Requires separate purchase of external receiver to pair with remote control type

Tubular Motors

| Rebound - (RBD/RB)

| 20-50Nm Without Override-PKGS(MSBD)

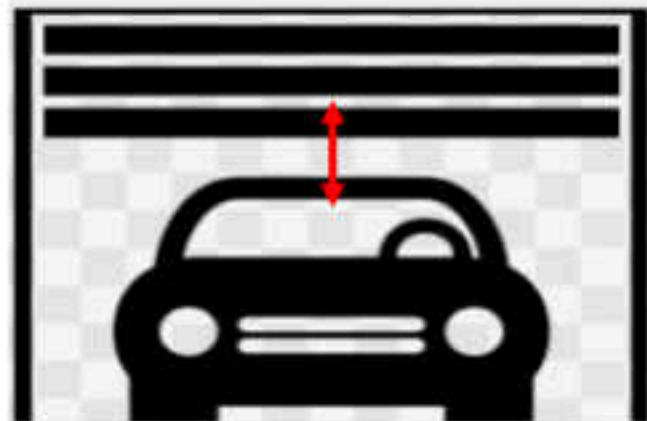
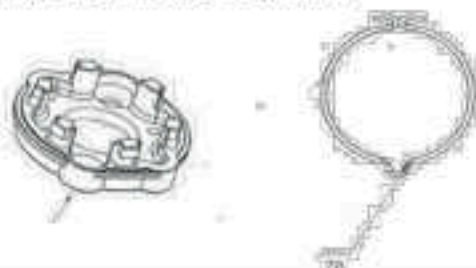
REBOUND FEATURES

- Easy to install
- Available from 20-50Nm
- Senses obstructions
- Built-in Receiver Technology
- Integrated Signal Repeater to extend range
- Easy-to-Set Electronic Limit Settings
- 5 year 100% replacement Warranty coverage
- Compatible with MSBD Electronics
- Without Manual Override has bidirectional visibility through the app.
- Package includes crown and drive gear as well as fast mounting plate



REBOUND TECHNOLOGY

MaestroShield offers cutting edge technology with obstruction motors allow the rebound effect for additional safety closing solutions.



AC Motor—Built-In Receiver / Rebound function 120V / 60Hz

Override	Item #	Torque	Speed	Diameter	Voltage	Input Power	Current	Motor Length	Running Time
		(Nm)	(rpm)	(mm/in)	(V)	(W)	(A)	(cm/in)	(min)
Without manual override	TMRB45BDS-20/19PKG	20	19	45/1.77"	120	180	1.5	60.5/ 23.7	4
Without manual override	TMRB45BDS-50/13PKG	50	13	45/1.77"	120	269	2.4	65.2/ 25.6	4

Tubular Motors | Hybrid: AC 20-50Nm (HYB) (MS)

| With and Without Manual Override

Standard Features Include:

- Built-in Receiver
- Mechanical Limit Setting
- Easy-to-Set Electronic Limit Switch
- 5 year 100% replacement Warranty coverage (2 yr. for DC motors, 1 yr. for Lithium battery motor)
- With and without Manual Override
- Lifting capacities in excess of 275 lbs. (124.73 kgs)
- Universal Accessories, Crown and Drive Gears for a variety of motor tubes.

Mechanical limit switch with built-in receiver



Head with Manual Override



Drive Shaft



With manual override



Fast Installing Type Limit Head



Without manual override

Features

- Quiet design, noise performance below 45dB
- Mechanical limit switch with built-in receiver
- Built-in control board using sealed box, more safe and stable
- Precise limit setting and easy adjustment
- Shock resistance relays for higher stability
- Working temperature from -40 to +85F for electronics
- Works with all MaestroShield control systems
- Both motors can be used with standard mounting plates AC03-03A (standard or AC03-0801 (45° plate)



Motor Connection

- White—Neutral
- Black—Live
- Green—Earth

Custom Order: 100Nm Hybrid available

AC Motors (with and without Override) • 110 -120V / 60Hz

Override	Item #	Torque	Speed	Diameter	Voltage	Input Power	Current	Lifting Weight		Motor Length
		(Nm)	(rpm)	(mm/in)	(V)	(W)	(A)	60mm Tube	70mm Tube	Motor Length (Shaft or Tube)
With manual override	TMRS45M-20/30	20	30	45/1.77"	120	300	2.50	≤ 112 lbs/ 50.80kgs	≤ 94 lbs/ 42.63 kgs	27" / 68.58cm - 24.75" / 62.87cm
	TMRS45M-50/12	50	12	45/1.77"	120	300	2.5	≤ 275 lbs/ 124.73 kgs	≤ 236 lbs/ 107.04 kgs	27" / 68.58cm - 24.75" / 62.87cm
Without manual override	TMRS45S-20/30	20	30	45/1.77"	120	300	2.50	≤ 112 lbs/ 50.80 kgs	≤ 94 lbs/ 42.63 kgs	27" / 68.58cm - 24.75" / 62.87cm
	TMRS45S-50/12	50	12	45/1.77"	120	300	2.5	≤ 275 lbs/ 124.73 kgs	≤ 236 lbs/ 107.04 kgs	27" / 68.58cm - 24.75" / 62.87cm
Crown	Item #	Drive	Item #	Motor Tube / Reel		Outer Diameter				
	Crown: TMUS-SC276		Drive Gear: TMUS-45OG	2.75" (70mm) Octangular Tube		Ø66mm / 2 5/8"				
	Crown: TMUS-60OC3		Drive Gear: TMUS-60OG3	2.36" (60mm) Octangular Tube		Ø56mm / 2 7/32"				

Tubular Motors | Hybrid Motors Packages (HY) (MSD)

| 50Nm and 120Nm

Standard Features Include:

- Built-in Receiver
- 5 year 100% replacement Warranty coverage
- With Manual Override
- Lifting capacities $>$ 275 lbs. (124.73 kgs)
- Package* Includes: Bracket, Crown(s) and Drive Gear(s) for either 70mm or 60mm and 70mm tube
- Lifting Capacities dependent on motor tube size.
- *Parts can be purchased separately

50Nm Motor Package



Dooya Compatible Receiver

Includes:
Mounting Plate, 60/70mm crowns & drives

Lifting Capacity (lbs)		
	60 mm	70 mm
50 Nm	275 lbs	236 lbs

TMUS-450C TMUS-450G



TMUS-600C TMUS-600G3

AC03-0802

120Nm Motor Package



Dooya Compatible Receiver

Includes:
Mounting Plate, 70mm crown & drive

Lifting Capacity (lbs)			
	70 mm	86 mm	100 mm
120 Nm	566 lbs	460 lbs	396 lbs



TMUS-590C

TMUS-590G

AC03-0801 or
AC03-0802

AC Motor—with Built-In Receiver and Override - 120V / 60Hz

	Item #	Torque	Speed	Diameter	Voltage	Input Power	Current	Lifting Weight Based on 100mm Tube		Motor Length	Running Time
		(Nm)	(rpm)	(mm/in)	(V)	(W)	(A)	(Lbs)	(Kg)	(cm/in)	(min)
With manual override	TMHY45M-50/13PKG	50	13	45/1.77"	120	288	1.5	Above chart		76.2/ 30	4
With manual override	TMHY59M-120/9PKG	120	9	59/2.32"	120	436	3.6	Above chart		78.74/ 31	4

Tubular Motors

| Hybrid Bidirectional Motor Packages (HY BD) (MSBD)

| 50Nm and 100Nm

Standard Features Include:

- Bidirectional position feedback via your app.
- Built-in Receiver
- 5 year 100% replacement Warranty coverage
- With Manual Override
- Lifting capacities >275 lbs. (124.73 kgs)
- Package* Includes: Bracket, Crown(s) and Drive Gear(s) for either 70mm or 60mm and 70mm tube
- Lifting Capacities dependent on motor tube size.
- Signal repeater
- *Parts can be purchased separately

50Nm Motor Package



Includes:
Mounting Plate, 60/70mm crowns & drives

Lifting Capacity (lbs)		
	60 mm	70 mm
50 Nm	275 lbs	236 lbs

TMUS-450C TMUS-450G



TMUS-600C TMUS-600G3



AC03-0802

100Nm Motor Package



Includes:
Mounting Plate, 70mm crown & drive

Lifting Capacity (lbs)			
	70 mm	86 mm	100 mm
100 Nm	471 lbs	384 lbs	330 lbs



TMUS-590C TMUS-590G AC03-0801 or AC03-0802

AC Motor-Built-In Receiver/Bidirectional/Override - 120V / 60Hz

	Item #	Torque	Speed	Diameter	Voltage	Input Power	Current	Lifting Weight Based on 100mm Tube		Motor Length	Running Time
		(Nm)	(rpm)	(mm/in)	(V)	(W)	(A)	(Lbs)	(Kg)	(cm/in)	(min)
With manual override	TMHY45BDM-50/13PKG	50	13	45/1.77"	120	288	1.5	Above chart		76.2/ 30	4
With manual override	TMHY59BDM-100/11PKG	100	11	59/2.32"	120	436	3.6	Above chart		78.74/ 31	4

Tubular Motors | Standard: 6 Nm-100 Nm

| Crown / Drive Gears

Crown	Drive	Item #	Motor Tube / Reel	Outer Diameter
6 Nm Motors (35mm (1.37") diameter ONLY)				
		Crown: TMUS35-46.5RC Drive Gear: TMUS45-46.5RG	2" (50mm) Round Tube (5.08cm)	Ø46.3mm / 1.82" Ø46.5mm / 1.83"
NO CROWN NEEDED		Drive Gear: TMUS35-35RG	1½" (40mm) Round Tube (3.8cm)	Ø36.2mm / 1.43"
NO CROWN NEEDED		Drive Gear: TMUS-G14	Acmeda 44mm Tube (1.73")	Ø41mm / 1.61"
6-50 Nm Motors (35mm (1.37") and 45mm (1.77") diameter ONLY)				
Motors 45mm (1.77"): Additional Tube Options for Crown/Gear Selections for 20Nm-50Nm on Next Pages				
		Crown: TMUS-C118 Drive Gear: TMUS-G133	2" / 55mm Round Tube (5.08cm)	Ø46mm / 1.81" Ø45.5mm / 1.79"
	VARIOUS DRIVE GEARS	Crown: TMUS35-60OC	Compatible with crowns adapters fitting 10-50 Nm motors	Ø46mm / 1.81"
100 Nm Motors (59mm (2.32") diameter ONLY)				
		Crown: TMUS-59RC Drive Gear: TMUS-59RG	100mm (OD) (3.93") / 94mm (ID) (3.70") Round Steel Tube	Ø94mm / 3.70" Ø94mm / 3.70"
		Crown: TMUS-59C Drive Gear: TMUS-59G	86mm Profiled Tube (3.38")	Ø79mm / 3.11" Ø79mm / 3.11"
		Crown: TMUS-59OC Drive Gear: TMUS-59OG	70mm Octagonal Tube (2.75")	Ø67.5mm / 2.66" Ø67.1mm / 2.64"

Tubular Motors | Standard: 6 Nm-100 Nm (STD) (MS / MSD)

| No Manual Override

Standard Features Include:

- Quiet 120V motor series
- 5 year 100% replacement Warranty coverage. (2 yr. for DC motors, 1 yr. for Lithium battery motors)
- No Manual Override
- Lifting capacities in excess of 396 lbs. (179.62kgs)
- Mechanically set limits with dual sided limit access; 8" (2.03cm) long hexagonal limit adjuster tool together with wiring manuals included in each motor.
- Universal Accessories, Crown and Drive Gears for motor tubes 38mm or (1-in) and over are available.

Note: TMUS45SQ = exceptionally "quiet" run sound



10—50 Nm AC Motor



100 Nm AC Motor

Standard AC Motors — No Override • 120V / 60Hz

Item #	Torque	Speed	Diameter	Voltage	Input Power	Current	Lifting Weight		Motor Length	Running Time
	(Nm)	(rpm)	(mm/in)	(V)	(W)	(A)	(Lbs)	(Kg)	(cm/in)	(min)
TMUS35S-06/33	6	33	35 / 1.37"	110-120	113	0.97	≤ 33	≤ 15	48.26cm/	4
TMUS45S-10/32	10	32	45 / 1.77"	110-120	240	2.42	≤ 55	≤ 25	57.15cm/	4
TMUS45SQ-10/32	10	32	45 / 1.77"	110-120	240	2.42	≤ 55	≤ 25	57.15cm/	4
TMUS45S-20/32	20	32	45 / 1.77"	110-120	235	2.20	≤ 110	≤ 50	57.15cm/	4
TMUS45S-20/19	20	19	45 / 1.77"	110-120	235	2.30	≤ 110	≤ 50	57.15cm/	4
TMUS45S-50/13	50	13	45 / 1.77"	110-120	235	2.30	≤ 275	≤ 125	57.15cm/	4
TMUS59S-100/11	100	11	59 / 2.32"	110-120	340	2.90	≤ 471	≤ 214	66.04cm/	4

Note: Lifting capacity varies depending on tube size.

Tubular Motors | Standard: 20-120 Nm

| Crown / Drive Gears

Crown	Drive	Item #	Motor Tube / Reel	Outer Diameter
20—50 Nm Motors (45mm (1.77") diameter ONLY)				
Motors 45mm (1.77"): Additional Tube Options for Crown/Gear Selections for 20Nm-50Nm on Next Pages				
		Crown: TMUS-45C Drive Gear: TMUS-45G	86mm Profiled Tube (3.38")	Ø79.5mm / 3.13" Ø79mm / 3.11"
		Crown: TMUS-45OC Drive Gear: TMUS-45OG	70mm Octagonal Tube (2.75")	Ø67.4mm / 2.65" Ø66.7mm / 2.63"
		Crown: TMUS-60OC3 Drive Gear: TMUS-60OG3	60mm Octagonal Tube (2.36")	Ø57.6mm / 2.27" Ø56.2mm / 2.21"
		Crown: TMUS-54C Drive Gear: TMUS-54G	60mm Round Tube (2.36")	Ø54.5mm / 2.15" Ø53.5mm / 2.11"
NO CROWN NEEDED		Drive Gear: TMUS45-46.5RG	2" / 50mm Round Tube (5.08cm)	Ø46.5mm / 1.83"
NO CROWN NEEDED		Drive Gear: TMUS-G02	Acmeda 56mm Tube (2.20")	Ø51.6mm / 2.03"
		Crown: TMUS-45UC Drive Gear: TMUS45G	XL System	140mm / 5.5"
60—120Nm Motors (59mm (2.32") diameter ONLY)				
		Crown: TMUS-59OC Drive Gear: TMUS-59OG	70mm Octagonal Tube (2.75")	Ø67.5mm / 2.66" Ø67.1mm / 2.64"
		Crown: TMUS-59C Drive Gear: TMUS-59G	86mm Profiled Tube (3.38")	Ø79mm / 3.11" Ø79mm / 3.11"
		Crown: TMUS-59RC Drive Gear: TMUS-59RG	100mm (OD) (3.93") / 94mm (ID) (3.70") Round Steel Tube	Ø94mm / 3.70" Ø94mm / 3.70"

Tubular Motors | Standard: 20 Nm-50 Nm (STD) (MS)

| With Manual Override

Standard Features Include:

- Manual Override
 - 5 year 100% replacement Warranty coverage. (2 yr. for DC motors, 1 yr. for Lithium battery motors)
 - Mechanically set limits with dual sided limit access; 8" (2.03cm) long hexagonal limit adjuster
 - Lifting capacities in excess of 198 lbs. (89.8 kgs)
 - Universal Accessories, Crown and Drive Gears for motor tubes 49mm (1.92") and over are available.
- tool together with wiring manuals included.



20—50 Nm AC Motor

Standard AC Motor - with Override - 120V / 60Hz

Item #	Torque	Speed	Diameter	Voltage	Input Power	Current	Lifting Weight		Motor Length	Running Time
	(Nm)	(rpm)	(mm/in)	(V)	(W)	(A)	(Lbs)	(Kg)	(cm/in)	(min)
TMUS45M-20/19	20	19	45 / 1.77"	110-120	276	2.3	≤ 79	≤ 36	62.86 / 24.75"	4
TMUS45M-20/32	20	32	45 / 1.77"	110-120	276	2.3	≤ 79	≤ 36	62.86 / 24.75"	4
TMUS45M-30/13	30	13	45 / 1.77"	110-120	240	2.4	≤ 118	≤ 53	62.86 / 24.75"	4
TMUS45M-40/13	40	13	45 / 1.77"	110-120	205	1.9	≤ 158	≤ 71	62.86 / 24.75"	4
TMUS45M-50/13	50	13	45 / 1.77"	110-120	235	2.2	≤ 198	≤ 90	62.86 / 24.75"	4

Note: Also Available in 220V - 230V (call for details)

Note: Lifting capacity varies depending on tube size.

Note: 60Nm - 120Nm Motors: Next Pages

Motors with manual override
require Universal Assembly
(See index for reference)

Tubular Motors

| Standard: 20—50 Nm
| Crown / Drive Gears

Crown	Drive	Item #	Motor Tube / Reel	Outer Diameter
20—50 Nm Motors (45mm (1.77") diameter ONLY)				
Motors 45mm (1.77"): Additional Tube Options for Crown/Gear Selections for 20Nm-120Nm on Previous Pages				
		Crown: TMUS-96C Drive Gear: TMUS-96G	100mm (OD) (3.93")/ 94mm (ID) (3.70") Round Steel Tube	Ø94mm / 3.11/16" Ø94mm / 3.11/16"
		Crown: TMUS-45C Drive Gear: TMUS-45G	86mm Profilled Tube (3.38")	Ø79.5mm / 3.13" Ø79mm / 3.11"
		Crown: TMUS-75C Drive Gear: TMUS-75G	80mm Tube with Groove (Awnings) (3.14")	Ø75.2mm / 2.96" Ø75.2mm / 2.96"
		Crown: TMUS-45OC Drive Gear: TMUS-45OG	70mm Octagonal Tube (2.75")	Ø67.4mm / 2.65" Ø66.7mm / 2.63"
		Crown: TMUS-60OC2 Drive Gear: TMUS-60OG2	60mm Octagonal Tube (2.36")	Ø56.9mm / 2.24" Ø57.6mm / 2.27"
		Crown: TMUS-54C Drive Gear: TMUS-54G	60mm Round Tube (2.36")	Ø54.5mm / 2.15" Ø53.5mm / 2.11"
NO CROWN NEEDED		Drive Gear: TMUS45-46.5RG	2" (50mm) Round Tube (5.08cm)	Ø46.5mm / 1.83"
		Crown: TMUS-61C Drive Gear: TMUS-61G	62mm Round Tube (2.44")	Ø60.8m / 2.39" Ø60.8m / 2.39"

Tubular Motors | Standard: AC 60—120 Nm (STD) (MS)

| With Manual Override

Standard Features Include:

- Manual Override
- 5 year 100% replacement Warranty coverage (2 yr. DC motors, 1 yr. Lithium battery motor)
- Lifting capacities in excess of 396 lbs.(179.62 kgs)
- Universal Accessories, Crown and Drive Gears for motor tubes 70mm (2.75") and over are available.
- Mechanically set limits with dual sided limit access; 8" (2.03cm) long hexagonal limit adjuster tool and wiring manuals included with each motor.



60—120 Nm AC Motor

Standard Motor - with Override - 120V / 60Hz

Item #	Torque	Speed	Diameter	Voltage	Input Power	Current	Lifting Weight Based on 70mm Tube		Motor Length	Running Time
	(Nm)	(rpm)	(mm/in)	(V)	(W)	(A)	(Lbs)	(Kg)	(cm/in)	(min)
TMUS59M-60/14	60	14	59 / 2.32"	110-120	278	2.4	≤ 283	≤ 129	66.04 / 26"	4
TMUS59M-80/14	80	14	59 / 2.32"	110-120	506	2.9	≤ 377	≤ 171	66.04 / 26"	4
TMUS59M-100/11	100	11	59 / 2.32"	110-120	340	2.9	≤ 471	≤ 214	66.04 / 26"	4
TMUS59M-120/9	120	9	59 / 2.32"	110-120	340	2.9	≤ 566	≤ 257	66.04 / 26"	4

Note: Also Available in 220V - 230V (call for details)

Note: Lifting capacity varies depending on tube size.

Note: 20Nm - 50Nm Motors: Previous Pages

Motors with manual override require Universal Assembly
(See index for reference)

Tubular Motors | Standard / Clutch Release (STD) (MS/MSD)

| Crown / Drive Gears

Standard Features Include:

This innovative and versatile motor allows unique configurations and operations of traditional rolling systems:

- Panic release and recoil of deployed units when clutch is disengaged — Ideal for emergency egress for fire safety compliance
- Manual uncoiling and motorized recoiling of horizontally mounted rolling units
- Easily programmed with full suite of electronics.
- Universal Accessories, Crown and Drive Gears to fit any tube over 70mm wide (2.75") and recoil spring are available.
- Supported by a 2-year full replacement warranty (1 yr. for lithium battery motor, w yr. for DC motors, 5 yr. all other AC motors)



Motor comes with one Clutch Motor Locking System. Additional locking systems available separately.

Clutch Motor Locking System

Item # AC04-01

Includes key



Key releases wire for emergency

Standard Clutch Release Motor - with Override • 110 -120V / 60Hz

Item #	Torque		Speed	Diameter	Voltage	Input Power	Current	Motor Length	Running Time
	(Nm)	(Lbs/kgs)	(rpm)	(mm / in)	(V)	(Hz)	(A)	(cm / in)	(min.)
TMUS45M-50/13/ Clutch	50	442 / 200.48	13	45 / 1.77"	110-120	60	2.2	65.4 / 25 3/4"	4

Crown	Drive	Item #	Motor Tube / Reel	Outer Diameter
50Nm Clutch Release Motors Crown and Drive				
		Crown: TMUS-59OC Drive: TMUS-45OG	70mm Octagonal Tube	Ø67.5mm / 2.66" Ø66.7mm / 2.63"
		Crown: TMUS-59C Drive: TMUS-45G	86mm Profiled Tube	Ø79mm / 3.11" Ø79mm / 3.11"

Tubular Motors | Standard: 230-300 Nm (STD) (MS)

| With and Without Manual Override

Standard Features Include:

- No 3-phase power needed
- MaestroShield Warranty coverage
- Single sided access to mechanical, set-lever limits,
- Lifting capacities > 1011 lbs. (458.58 kgs).
- Mounting hardware and built-in Crown and Drive Gears for 100mm OD (3.93")/94mm ID (3.70") tube.
- Maintenance -use only manual override available
- No built-in receiver. (requires separate receiver)
- Also available in 220V-230V (call for details*)



230—300 Nm AC Motor with override
 Custom Orders: 140Nm, 180Nm
 Minimum order quantity and some restrictions may apply


Motors with manual override require Universal Assembly
 (See index for reference)

Standard AC Motor - with Override - 120V / 60Hz

Item #	Torque	Speed	Diameter	Motor Head Dimensions	Voltage	Input Power	Current	Lifting Weight 100mm Tube		Motor Length	Running Time
	(Nm)	(rpm)	(mm/in)	(in/cm)	(V)	(W)	(A)	(Lbs)	(Kg)	(cm/in)	(min)
TMUS92M-230/12	230	12	92 / 3.62"	4.72" X 3.94" 11.98cm x 10cm	110-120	990	8.50	≤ 759	≤ 349	62.99cm/ 24.80"	4
TMUS92M-300/8	300	8	92 / 3.62"	4.72" X 3.94" 11.98cm x 10cm	110-120	1000	8.60	≤ 990	≤ 459	62.99cm/ 24.80"	4

Standard AC Motor - no Override - 120V / 60Hz

TMUS92S-300/8	300	8	92 / 3.62"	4.72" X 3.94" 11.98cm x 10cm	110-120	1000	8.60	≤ 990	≤ 450	62.99cm/ 24.80"	4
---------------	-----	---	------------	---------------------------------	---------	------	------	-------	-------	--------------------	---



300 Nm AC Motor no override
 Available in 140Nm, 180Nm, 230Nm—Minimum order quantity and some restrictions apply

Tubular Motors | DC Standard: 3-35 Nm

Crown / Drive Gears

Crown	Drive	Item #	Motor Tube / Reel	Outer Diameter
3—6 Nm Motors (35mm (1.37") diameter ONLY)				
		Crown: TMUS35-46.5RC Drive Gear: TMUS45-46.5RG	2" (50mm) Round Tube (5.08cm)	Ø46.3mm / 1.82" Ø46.5mm / 1.83"
NO CROWN NEEDED		Drive Gear: TMUS35-35RG	1½" (40mm) Round Tube (3.8cm)	Ø36.2mm / 1.43"
NO CROWN NEEDED		Drive Gear: TMUS-G14	Acmeda 44mm Tube (1.73")	Ø41mm / 1.61"
3—35 Nm Motors (35mm (1.37") and 45mm (1.77") diameter ONLY)				
		Crown: TMUS-C118 Drive Gear: TMUS-G22	2" / 55mm Round Tube (5.08cm)	Ø46mm / 1.81" Ø45.5mm / 1.79"
	VARIOUS DRIVE GEARS	Crown: TMUS35-60OC	Compatible with crowns fitting 10-50 Nm motors	Ø46mm / 1.81"
20—35 Nm Motors (45mm (1.77") diameter ONLY)				
		Crown: TMUS-45OC Drive Gear: TMUS-45OG	70mm Octagonal Tube (2.75")	Ø67.4mm / 2.65" Ø66.7mm / 2.63"
		Crown: TMUS-60OC3 Drive Gear: TMUS-60OG3	60mm Octagonal Tube (2.36")	Ø57.6mm / 2.27" Ø56.2mm / 2.21"
		Crown: TMUS-54C Drive Gear: TMUS-54G	60mm Round Tube (2.36")	Ø54.5mm / 2.15" Ø53.5mm / 2.11"
NO CROWN NEEDED		Drive Gear: TMUS45-46.5RG	2" / 50mm Round Tube	Ø46.5mm / 1.83"
NO CROWN NEEDED		Drive Gear: TMUS-G02	Acmeda 56mm Tube (2.20")	Ø51.6mm / 2.03"

Tubular Motors | DC Motors (DC) (MS / MSD)

Standard Features Include:

- Quiet 12V motors
- 47.5 decibel sound output
- Replacement Warranty 2 yr. (1 Yr. for Lithium Battery Motors, 5 yr. for AC Motors)
- No Manual Override
- Lifting capacities in excess of 295 lbs. (133.81 kgs)
- Mechanically set limits with dual sided limit access; 8" (2.03cm) long hexagonal limit adjuster tool together with wiring manuals included with each motor
- Universal Accessories, Crown and Drive Gears for motor tubes 38mm or (1-inch) and over are available



3 - 6 Nm DC Motor



20 - 50 Nm DC Motor

DC Motors • 12V

Item #	Torque	Speed	Diameter	Motor Length	Voltage	Input Power	Current	Lifting Weight		Running Time (min)
	(Nm)	(rpm)	(mm/in)	(cm/in)	(V)	(W)	(A)	(Lbs)	(Kg)	
TMDC-3W/12V	3	24	35 / 1.377"	50.8 / 20"	12	33.7	3.00	≤ 25	≤ 11	4
TMDC-6W/12V-24	6	24	35 / 1.377"	50.8 / 20"	12	42.7	4.00	≤ 50	≤ 22	4
TMDC-20W/12V	20	14	45 / 1.77"	55.88 / 22"	12	52.8	4.40	≤ 110	≤ 50	4
TMDC-35W/12V	35	7	45 / 1.77"	55.88 / 22"	12	84.0	7.00	≤ 190	≤ 86	4
TMDC-50W/12V	50	12	45 / 1.77"	55.88 / 22"	12				≤	4

Tubular Motors | AC-2nd Generation (AC)

| 1.5 - 10Nm Without Override (MSBD)

AC Motor FEATURES. (use with SOLAR PANEL or USB Charger)

- Easy to install
- Available from 1.5-10Nm
- Built-in Receiver Technology
- A/C
- Easy-to-Set Electronic Limit Switches
- 5 year 100% replacement Warranty coverage
- Compatible with MSBD Electronics
- Without manual override
- Pairs with Solar Panel(s)

AC Motor (not pictured) (use with Compact Solar Panel or Micro-USB charger)

Override	Item #	Torque (Nm)	Speed (rpm)	Diameter (mm/in)	Voltage (V)	Motor Length
No	ELSTM45BDQ-10/21	10	21	45mm	AC	43 / 17"
No	ELSTM25BD-1.5/32	1.5	32	25mm	AC	75 / 29.5"
Solar Panel	EL03-38					
Solar Panel	EL03-39					

PKG items come bundled with the applicable crown(s), drive(s), or cables if applicable

EL03-39



EL03-38



Tubular Motors | DC / DC Battery (DC)

| 1.1 - 13Nm Without Override (MSBD)

DC / DC (with Lithium Battery) FEATURES. (use with SOLAR PANEL or USB Charger)

- Easy to install
- Available from 2-13Nm
- Built-in Receiver Technology
- Built-In Battery
- Easy-to-Set Electronic Limit Switches
- 5 year 100% replacement Warranty coverage
- Compatible with MSBD Electronics
- Without manual override
- Charge with with EL03-38 Compact Solar, EL03-39 Solar Panel or USB motor charger(s).
- Position shows in app
- Uses micro-USB charger with cable approx. 9'



DC / DC Battery Motor (use with Compact Solar Panel or USB charger)

Override	Item #	Type	Lithium Battery	Torque (Nm)	Speed (rpm)	Diameter (mm/in)	Voltage (V)	Motor Length (cm/in)
No	TMDC45BDQ-13/11PKG	USB-C	X	13	11	45mm	5v DC	81 / 32"
No	TMDC45BD-6/24PKG	USB-C	X	6	24	45mm	5v DC	81 / 32"
No	TMDC45BD-3/28	Micro-USB	X	3	28	25mm	5v DC	81 / 32"
No	TMDC28BD-2/28PKG	Micro-USB	X	2	28	28mm	5v DC	66 / 26"
No	TMDC25BD-1.1/28PKG	Micro-USB	X	1.1	28	25mm	5v DC	47 / 18.5"
Solar Panel (pictured previous page)	EL03-38							
Solar Panel (pictured previous page)	EL03-39							
Charger: Type C USB (see electronics section)	EL03-USB13C							
Charger: Micro USB (see electronics section)	EL03-USBMICRO							
Charger: Block (see electronics section)	EL03-BLOCK							

PKG items come bundled with the applicable crown(s), drive(s), MicroUSB, or USB-C cables

Tubular Motors | SMART AC 6-50 Nm

| Crown / Drive Gears

Crown	Drive	Item #	Motor Tube / Reel	Outer Diameter
3—50 Nm Motors Crown and Drive 44.5mm Diameter ONLY				
 Or No Crown Needed		Crown: TMUS35-46.5RC (for ELSTM03/33) Crown: Or None Needed Drive: TMUS-SG213	2" (50mm) Round Tube	Ø46.5mm / 1 7/8"
		Crown: TMUS-600C3 Drive: TMUS-60OG3	2.36" (60mm) Octangular Tube	Ø57.6mm / 2.27" Ø56.2mm / 2.21"
		Crown: TMUS-SC161 Drive: TMUS-SG162	2.5" (63mm) Round Tube	Ø60.5mm / 2 3/8"
		Crown: TMUS-SC259 Drive: TMUS-SG260	2.5" (65mm) Round Tube	Ø63.3mm / 2 1/2"
		Crown: TMUS-SC276 Drive: TMUS-SG277	2.75" (70mm) Octangular Tube	Ø66mm / 2 5/8"
		Crown: TMUS-SC166 Drive: TMUS-SG65	2.75" (70mm) Round Tube	Ø65mm / 2 9/16"
		Crown: TMUS-SC309 Drive: TMUS-SG310	3" (78mm) Round Tube	Ø74.5mm / 2 15/16"

Tubular Motors | SMART (SMT) (MS)

| AC 6-50 Nm No Manual Override

Standard Features Include:

- Built-in Receiver
- Easy-to-Set Electronic Limit Switch
- Replacement Warranty 5 yr. (1 yr. for lithium battery motors, and 2 yrs for DC motors)
- Lifting capacities in excess of 365 lbs. (165.56 kgs)
- Universal Accessories, Crown and Drive Gears for a variety of motor tubes.



AC Motors • 110 -120V / 60Hz

Item #	Torque	Speed	Diameter	Voltage	Input Power	Current	Lifting Weight		Motor Length
	(Nm)	(rpm)	(mm/in)	(V)	(W)	(A)	(Lbs)	(Kg)	(cm/in)
ELSTM20/30	20	30	44.5/1.75"	110-120	250	1.98	≤ 112	≤ 50.80	22.5' / 57.15"
ELSTM50/12	50	12	44.5/1.75"	110-120	200	1.98	≤ 275	≤ 124.73	22.5' / 57.15"

Tubular Motors | Theoretical Lifting Capacity

Theoretical Lifting Capacity is an indicator of the torque aptitude of a motor without consideration of factors that impact the actual load value, such as tube diameter, length and deflection, friction and system loss, material dimensions and accessories used.

For all published motor theoretical lifting capacities, an additional 25% safety factor is excluded from the max published lifting capacity to achieve optimal performance of the motor. MaestroShield strongly suggests utilization of the full line of MaestroShield-brand accessory components.

Torque (NM)	Theoretical Lifting Capacity — in Pounds (lbs) / Kilograms (kgs)								
	25mm Tube (.98")	35mm Tube (1.37")	40mm Tube (1.57")	50mm Tube (1.96")	60mm Tube (2.36")	70mm Tube (2.75")	86mm Tube (3.50")	100mm Tube (4")	5.5" Tube (86mm inner)
1 Nm	13 lbs (5 kgs)	10 lbs (4 kgs)	6 lbs (3 kgs)						
3 Nm			25 lbs (11 kgs)	20 lbs (9kgs)	17 lbs (7 kgs)	14 lbs (6 kgs)			
6 Nm			50 lbs (22 kgs)	40 lbs (18 kgs)	33 lbs (14kgs)	28 lbs (12 kgs)			
8 Nm				53 lbs (24 kgs)	44 lbs (19 kgs)	38 lbs (17 kgs)			
10 Nm				66 lbs (29 kgs)	55 lbs (24 kgs)	47 lbs (21 kgs)			
20 Nm				132 lbs (59 kgs)	110 lbs (49 kgs)	94 lbs (42 kgs)	77 lbs (34 kgs)	66 lbs (29 kgs)	48 lbs (22 kgs)
30 Nm				198 lbs (89 kgs)	165 lbs (74 kgs)	141 lbs (63 kgs)	115 lbs (52 kgs)	99 lbs (44 kgs)	78 lbs (33 kgs)
40 Nm				264 lbs (119 kgs)	220 lbs (99 kgs)	189 lbs (85 kgs)	153 lbs (69 kgs)	132 lbs (59 kgs)	95 lbs (43 kgs)
50 Nm				330 lbs (149 kgs)	275 lbs (124 kgs)	236 lbs (107 kgs)	192 lbs (87 kgs)	165 lbs (74 kgs)	120 lbs (59 kgs)
60 Nm						283 lbs (128 kgs)	230 lbs (104 kgs)	198 lbs (89 kgs)	143 lbs (65 kgs)
80 Nm						377 lbs (171 kgs)	307 lbs (139 kgs)	264 lbs (119 kgs)	192 lbs (82 kgs)
100 Nm						471 lbs (231 kgs)	384 lbs (174kgs)	330 lbs (149 kgs)	240 lbs (109 kgs)
120 Nm						566 lbs (256 kgs)	460 lbs (208 kgs)	396 lbs (179 kgs)	288 lbs (130 kgs)
180 Nm								594 lbs (269 kgs)	
230 Nm								759 lbs (344 kgs)	
300 Nm								990 lbs (449 kgs)	

Tubular Motors | Crown and Drive Gear Compatibility Chart

MOTOR	Diameter of motor	▼ MOTOR TUBE	1" Round 2.54cm	1.5" Rollease 3.8cm	1.5" (40mm) Round 3.8cm	1.5" (40mm) Octagonal 3.8cm	44mm Acmeda Tube 1.73"	2" (50mm) Round 5.08cm	2" (55mm) Round 5.08cm	56mm Acmeda Tube 2.20"	2.36" (60mm) Round 6.00cm
Silent Series 3 - 8 Nm	44.5mm	Crown Drive						Not needed TMUS-5Q197			
		Crown Drive	TMUS-5C458	TMUS-5C1170							
Smart Series 1 Nm	25.5mm	Crown Drive	TMUS-5G427	TMUS-5G1171							
		Crown Drive			TMUS-5C1197	TMUS-5C141		TMUS-5C153			
Smart Series 6 Nm	35mm	Crown Drive			TMUS-5G143	TMUS-5G139		TMUS-5G155			
		Crown Drive					Not needed TMUS-5G213				
Smart Series 10 - 50 Nm	44.5mm	Crown Drive									
		Crown Drive									
Clutch Release 50 Nm	45mm	Crown Drive									
		Crown Drive		TMUS-C241 TMUS-G245							
Harmony DC 0.7 Nm	25mm	Crown Drive									
		Crown Drive			Not needed TMUS-5G38G		Not needed TMUS-G14	TMUS-5G46.59C	TMUS-C18 TMUS-G22		
Harmony DC 3 - 6 Nm	35mm	Crown Drive									
		Crown Drive			Not needed TMUS-5G38G		Not needed TMUS-G14	TMUS-5G46.59C	TMUS-C18 TMUS-G22		
Harmony DC 3 - 35 Nm	35mm & 45mm	Crown Drive									
		Crown Drive									
Harmony DC 20 - 35 Nm	45mm	Crown Drive									
		Crown Drive			Not needed TMUS-5G38G		Not needed TMUS-G14	TMUS-5G46.59C	TMUS-C18 TMUS-G22		
Harmony AC 6 Nm	35mm	Crown Drive									
		Crown Drive			Not needed TMUS-5G38G		Not needed TMUS-G14	TMUS-5G46.59C	TMUS-C18 TMUS-G22		
Harmony AC 6 - 50 Nm	35mm & 45mm	Crown Drive									
		Crown Drive									
Harmony AC 10 - 50 Nm	45mm	Crown Drive									
		Crown Drive									
Harmony AC 100 Nm	59mm	Crown Drive									
		Crown Drive									
Prodigy AC 20 - 50 Nm	45mm	Crown Drive									
		Crown Drive									
Atig AC 60 - 120 Nm	59mm	Crown Drive									
		Crown Drive									

Tubular Motors | Crown and Drive Gear Compatibility Chart

MOTOR	Diameter of motor	▼ MOTOR TUBE	2.36" (60mm) Octangular	62mm Round 2.44 in	2.5" (63mm) Round	2.5" (65mm) Round	2.75" (70mm) Round	2.75" (70mm) Octangular	3" (78mm) Round	80mm Grooved Awning Tube 3.15 in.	86mm Profiled Tube 3.38 in.	100mm Round Steel Tube 3.93 in.
Silent Series 3 - 8 Nm	44.5mm	Crown			TMUS-SC161		TMUS-SC205					
		Drive			TMUS-SC163							
Silent Series 1 Nm	25.5mm	Crown										
		Drive										
Smart Series 6 Nm	35mm	Crown										
		Drive										
Smart Series 10 - 30 Nm	44.5mm	Crown	TMUS-SC159		TMUS-SC161	TMUS-SC259	TMUS-SC166	TMUS-SC276	TMUS-SC389			
		Drive	TMUS-SC160		TMUS-SC163	TMUS-SC260	TMUS-SC165	TMUS-SC277	TMUS-SC310			TMUS-SC
Clutch Release 50 Nm	45mm	Crown										
		Drive										
Harmony DC 0.7 Nm	25mm	Crown										
		Drive										
Harmony DC 3 - 6 Nm	35mm	Crown										
		Drive										
Harmony DC 3 - 35 Nm	35mm & 45mm	Crown										
		Drive										
Harmony DC 20 - 35 Nm	45mm	Crown	TMUS-400C				TMUS-430C					
		Drive	TMUS-400G				TMUS-430G					
Harmony AC 6 Nm	35mm	Crown										
		Drive										
Harmony AC 6 - 50 Nm	35mm & 45mm	Crown										
		Drive										
Harmony AC 10 - 50 Nm	45mm	Crown	TMUS-400C				TMUS-430C					
		Drive	TMUS-400G				TMUS-430G					
Harmony AC 100 Nm	55mm	Crown										
		Drive										
Prodigy AC 20 - 50 Nm	45mm	Crown	TMUS-400C				TMUS-430C					
		Drive	TMUS-400G				TMUS-430G					
Alto AC 60 - 120 Nm	55mm	Crown										
		Drive										
Hybrid AC 20-50 Nm	45mm	Crown	TMUS-800C				TMUS-SC276					
		Drive	TMUS-800G				TUS-400G					
Rebound AC 20Nm	45mm	Crown	TMUS-800C									
		Drive	TMUS-800G									



PROTECTION
Like No Other™

Tubular Motors for Interior Shading

2025



Interior Shade Motors

MOTOR FEATURES:

- Quick and easy limit setting and adjustment
- Set a preferred stop location
- 2-way radio signal gives instant feedback to the app for motor positioning
- Rechargeable built-in Li-ion battery (up to 500 up and down cycles per charge)
- Charges with any micro-USB cable
- Optional: Solar-Panel controlled



Motor, Motor Accessories, Solar Panel:

Zones

DC1.1Nm/28 rpm	Item #TMDC25BD-1.1/28PKG	B
DC 3Nm/28 rpm	Item #TMDC45BD-3/28	C,D,E
DC 6Nm/24 rpm	Item #TMDC45BD-6/24PKG	
DC13Nm/11 rpm	Item #TMDC45BDQ-13/11PKG	F
USB Charger 9' cord	Item #EL03-USB13C	
AC1.5Nm/32rpm	Item #ELSTM25BD-1.5/32	B
AC10Nm/21rpm	Item #ELSTM45BDQ-10/21	C,D,E,F
Solar Panel	Item #EL03-39	

	Tube	Motor
A	1-1/8 in	1.1Nm
B	1.5 in	1.1Nm
C	2 in	2.0Nm
D	2.5in	3Nm
E	3.125in	3Nm
F	3.125in	10Nm

Height	Width															
	2	3	4	5	6	7	8	9	10	11	12	13	14	15	16	
2	B	B	B	B	B	B	C	C	C	D	D	D	D	E	E	
3	B	B	B	B	B	B	C	C	C	D	D	D	D	E	E	
4	B	B	B	B	B	B	C	C	C	D	D	D	D	E	E	
5	B	B	B	B	B	B	C	C	C	D	D	D	E	E	E	
6	B	B	B	B	B	C	C	C	D	D	D	D	E	E	E	
7	B	B	B	B	B	C	C	C	D	D	D	D	E	E	E	
8	B	B	B	B	B	C	C	D	D	D	D	D	E	E	E	
9	B	B	B	B	B	C	C	D	D	D	D	F	F	F	F	
10	B	B	B	B	B	C	C	D	D	D	D	F	F	F	F	
11	B	B	B	B	B	C	C	D	D	D	D	F	F	F		
12	B	B	B	B	C	C	C	D	D	D	D	F	F	F		
13	B	B	B	B	D	D	D	D	D	D	D	F	F	F		
14	B	B	B	B	D	D	D	D	D	D	D	F	F	F		
15	D	D	D	D	D	D	D	D	D							
16	D	D	D	D	D	D	D	D								
17	D	D	D	D	D	D	D	D								
18	D	D	D	D	D	D	D									
19	D	D	D	D	D	D	D									
20	D	D	D	D	D	D	D									
21																




MaestroShield®

Manual Operators

2025

PROTECTION
Like No Other™








Manual Operator Components	
1	Side Cap
2	Motor Mounting Plate
3	Manual Gear Box
4	Universal
5	Pivot and Bell Coupling
Not Shown	Eyelet and Hook

Manual Operators | Manual Gear Boxes

Standard Features Include:

- No Spring Assist Needed
- All metal internal components; rust and wear resistant
- No Limit Setting
- Can use hand held drill on low setting to operate

	Item Name and Number	Specifications	Accessories Needed
	1/10 Manual Gear Box Item #AC02-07/10	<ul style="list-style-type: none"> • 10 to 1 gearing ratio • Lift Capacity: 70 lbs (31kgs) 	<ul style="list-style-type: none"> • Hardware package included • Universal with Hex 7 shaft needed
	1/18 Manual Gear Box Item #AC02-07/18	<ul style="list-style-type: none"> • 18 to 1 gearing ratio • Lift Capacity: 88 lbs (40 kgs) 	<ul style="list-style-type: none"> • Hardware package included • Universal with Hex 7 shaft needed
	1/25 Manual Gear Box Item #AC02-07/25	<ul style="list-style-type: none"> • 25 to 1 gearing ratio • Lift Capacity: 75 lbs (34 kgs) 	<ul style="list-style-type: none"> • Drive Gear needed • Universal with Hex 7 shaft needed
	1/50 Manual Gear Box Item #AC02-07/50	<ul style="list-style-type: none"> • 50 to 1 gearing ratio • Lift Capacity: 220 lbs (99 kgs) 	<ul style="list-style-type: none"> • Drive Gear needed • Universal with Hex 7 shaft needed
	1/59 Manual Gear Box Item #AC02-07/100	<ul style="list-style-type: none"> • 59 to 1 gearing ratio • Lift Capacity: 350 lbs (158 kgs) 	<ul style="list-style-type: none"> • Crown & Drive Gear needed • Universal with Hex 7 shaft needed





Manual Operators

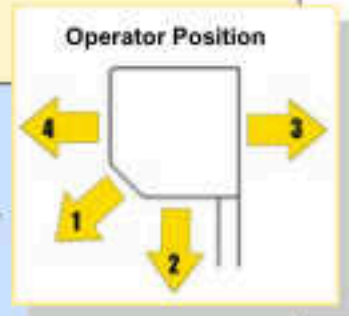
| Manual Gear Boxes

Crown and Drive Gears

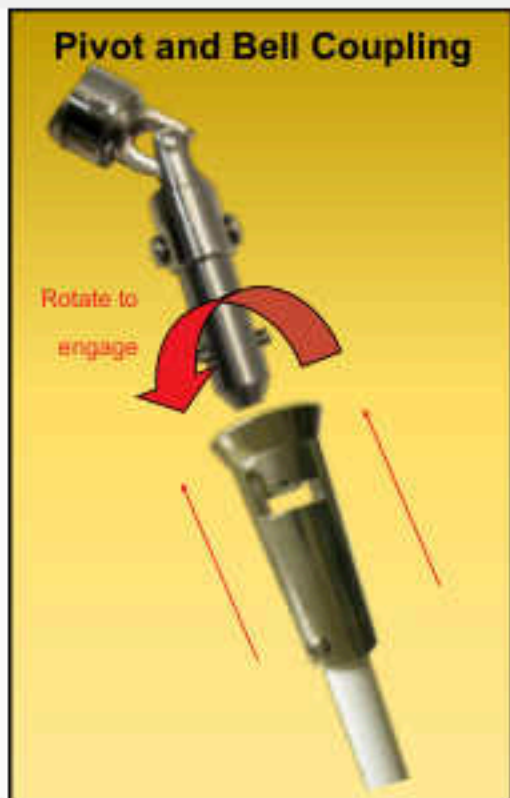
Crown	Drive	Item #	Motor Tube / Reel	Outer Diameter
Compatible with 1/25 and 1/50 Manual Gear ONLY				
Not Needed		Drive: TMUS-45G	86mm Profiled Tube (3.38")	Ø79mm / 3.11"
Not Needed		Drive: TMUS-75G	80mm Tube with Groove (Awnings) (3.14")	Ø75.2mm / 2.96"
Not Needed		Drive: TMUS-45OG	70mm Octagonal Tube (2.75")	Ø66.7mm / 2.63"
Not Needed		Drive: TMUS-60OG	60mm Octagonal Tube (2.36")	Ø56.2mm / 2.21"
Not Needed		Drive: TMUS45-46.5RG	2" / 55mm Round Tube	Ø56.5mm / 1.83"
Compatible with 1/59 Manual Gear ONLY				
		Crown: TMUS-59C Drive: TMUS-45G	86mm Profiled Tube (3.38")	Ø79mm / 3.11" Ø79mm / 3.11"
		Crown: TMUS-59OC Drive: TMUS-45OG	70mm Octagonal Tube (2.75")	Ø67.5mm / 2.66" Ø66.7mm / 2.63"

Manual Operators | Universals

	Item Name and Number	Specifications
	<p>Universal 90° / 4 Hole</p> <p>Item #AC908-02 with pivot for use with bell coupling</p> <p>Item #AC908-12 with eyelet for use with hook</p>	<ul style="list-style-type: none"> • Nickel-plated steel • 50mm (1.96") double layer electrolytic layer for greater corrosion resistance • Includes Hex 7 shaft • Recommended for operator position #3
	<p>Universal 90° / 2 Hole</p> <p>Item #AC908-01 with pivot for use with bell coupling</p> <p>Item #AC908-11 with eyelet for use with hook</p>	<ul style="list-style-type: none"> • Nickel-plated steel • 50mm (1.96") double layer electrolytic layer for greater corrosion resistance • Includes Hex 7 shaft • Recommended for operator position #2 or #4
	<p>Universal 90° / 2 Hole Stainless Steel (SS304)</p> <p>Item #AC908-SS01 with pivot for use with bell coupling</p>	<ul style="list-style-type: none"> • Corrosion resistant for superior performance in coastal areas and high humidity • Includes Hex 7 shaft • Recommended for operator position #2 or #4
	<p>Universal 45° / 2 Hole</p> <p>Item #AC908-04 with pivot for use with bell coupling</p> <p>Item #AC908-14 with eyelet for use with hook</p>	<ul style="list-style-type: none"> • Nickel-plated steel • 50mm (1.96") double layer electrolytic layer for greater corrosion resistance • Includes Hex 7 shaft • Recommended for operator position #1
	<p>Universal 45° / 2 Hole Stainless Steel (SS304)</p> <p>Item #AC908-SS04 with pivot for use with bell coupling</p>	<ul style="list-style-type: none"> • Corrosion resistant for superior performance in coastal areas and high humidity • Includes Hex 7 shaft • Recommended for operator position #1
	<p>Universal Eyelet Extension</p> <p>Item #AC0816</p>	<ul style="list-style-type: none"> • Nickel-plated steel • 50mm double layer electrolytic layer for greater corrosion resistance • Recommended for operator position #2 • Compatible with 140Nm—300Nm motors



Manual Operators | Universals Accessories



Crank Handle Assembly Off White

Item Numer: (STAINLESS STEEL)	Specifications
AC908-SS62	6' 4" (1.95m) Handle with hook
AC908-SS61	6' 4" (1.95m) Handle with bell coupling
AC908-SS12	10' (3.04m) Handle with hook
AC908-SS11	10' (3.04m) Handle with bell coupling



Eyelet Exterior Operation

Black • Reinforced Polycarbonate Plastic

Item Number	Specifications
AC02-10	7mm hex, 6" (15.25cm) steel shaft; use with 8" (20.32cm) hood only
AC08-16	Universal Eyelet Extension, aluminum with iron shaft, 15" total length. 140-300NM motors

Eyelet Extension

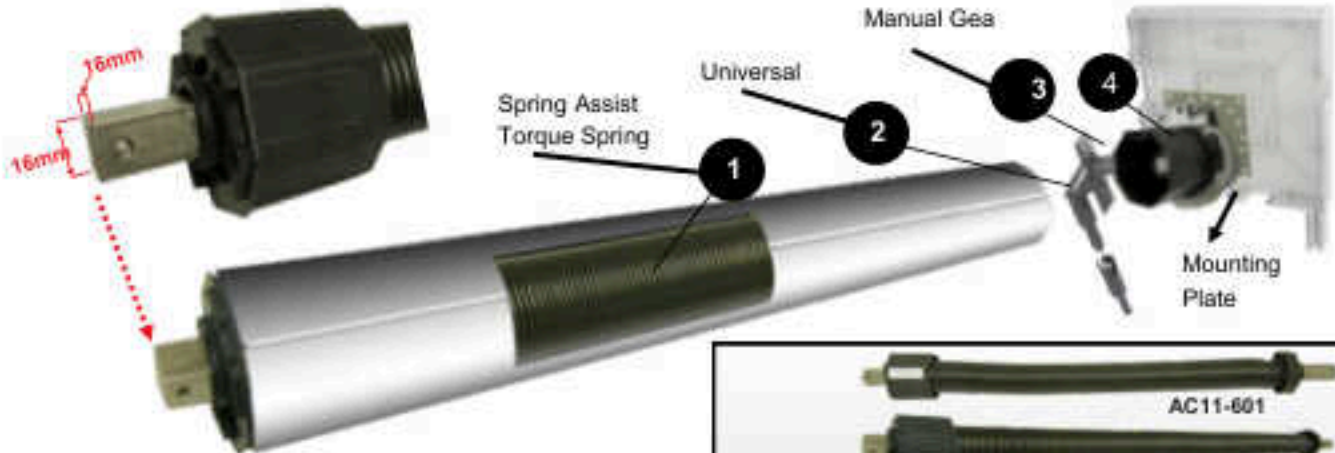
Aluminum with Iron Shaft



Manual Operators | Spring Assist

Features and Benefits:

- Solid, stainless steel axle measuring 16mm X 16mm (.64" X .64");
- Special corrosion-resistant treated springs for superior performance in coastal areas and high humidity;
- Can be utilized for pull down applications;
- Can be combined with manual gear box for easy and precise manual lifting capabilities;
- In some installations, springs can be combined with tubular motor to eliminate the need for 100mm motor tube and heavy duty bracketry.



Spring Assist Components	
#	Component Name
1	Spring Assist Torque Spring
2	Universal
3	Manual Gear Box
4	Mounting Plate for Torque Spring



Item #	Motor Tube Diameter	Torque Capacity		Wire Diameter	Number of Turns/spring	Length of Shaft	# of Turns to fully torque
		lbs	Kg				
AC11-601L	60mm/2.36"	≤33	≤15	3.5mm/.13"	125	650mm / 25.6"	10
AC11-602L	60mm/2.36"	≤74	≤34	4.5mm/.17"	160	940mm / 37"	12
AC11-602R	60mm/2.36"	≤74	≤34	4.5mm/.17"	160	940mm / 37"	12
AC11-701L	70mm/2.75"	≤123	≤56	5.0mm/.19"	140	940mm / 37"	13
AC11-702L	70mm/2.75"	≤165	≤75	5.5mm/.21"	188	1270mm / 50"	13
AC11-703L	70mm/2.75"	≤220	≤100	6.0mm/.23"	133	1030mm / 40.5"	10
AC11-705L	70mm/2.75"	≤33	≤15	3.5mm/.13"	125	650mm / 25.6"	10
AC11-706L	70mm/2.75"	≤74	≤34	4.5mm/.17"	160	940mm / 37"	12

Spring Assist Torque Springs are Left Sided. Right sided available in AC11-602, or by custom order.



MaestroShield®

PROTECTION
Like No Other™

Electronics & Options

2025



Electronics for:

- Wind Sun Sensor
- Solar Panels
- Wi-Fi Controllers
- Remote Controllers

Electronics are covered by a full 2-year replacement warranty.

- Receivers
- Switches
- LED Lighting
- Home and Business Automation

Electronics | Remote Controllers (MS / MSBD / MSD)

Controllers:

All MaestroShield brand remote controls can be easily programmed to any MaestroShield receiver and will retain the programming for the lifetime of the unit. Remote controls have built-in features such as programming multi unit controls and the ability to change the direction of the motor's rotation. Remotes operate on a frequency of 433Mhz.



EL03-10HH01 EL03-11HH06 EL03-11HH16

MS Remote Controls

HANDHELD


- 1 Ch #EL03-10HH01
- 6 Ch #EL03-11HH06
- 16Ch #EL03-11HH16

WALLMOUNT(8Ch)

#EL03-11WM06

KEYCHAIN

- 4Ch #EL03-53
- 1Ch #EL03-52



EL03-11WM06 EL03-53 EL03-52



EL03-BDHH01 EL03-BDHH15 EL03-BDKEYCH

MSBD Remote Controls

(Bidirectional)

HANDHELD

- 1 Ch #EL03-BDHH01
- 15Ch #EL03-BDHH15

KEYCHAIN

- 1 Ch #EL03-BDKEYCH



EL03-HH04 EL03-HH15 EL03-KEYCH

MSD Remote Controls

HANDHELD

- 4 Ch #EL03-HH04
- 5 Ch #EL03-HH15

KEYCHAIN

- 1 Ch #EL03-KEYCH

Dooya Compatible

Maestroshield offers a wide variety of motors:

- Rebound
- Rebound Bidirectional
- Hybrid
- Hybrid Bidirectional
- DC
- DC Bidirectional
- DC Battery
- Smart
- Standard (receiver sold separately)

Our remote controllers are paired with, and are compatible to the applicable external receiver, or with the select motor with a built-in receiver.

See Tubular Motor Section for details.

Electronics | Controller Options (MS / MSBD / MSD)

| HUB - Home Automation - WIFI Controller

Options: Smart HUB Control - MSD / MSBD



Smart App Control

Item #	Type	Use
EL03-HUB	MSD / MSBD	MSD / MSBD Smart App Control with HUB

- Hub/Wi-Fi controlled through Smart App.
- Compatible with Google Home
- Compatible with Amazon Alexa
- Works directly with Control 4 systems eliminating need for interface
- Controls up to 30 motors, or 5 locations (with up to 20 rooms/scenes/times per location)
- 433 MHz
- Individual or group control
- 60' of uninterrupted range



Options: Smart Home Automation Control System Interface II - MS



Item #	Type	Use
EL03-76	MS	MS Control System, Smart Home Automation, Interface II

- Extends the functionality of an existing Home Automation system to control MaestroShield motors and electronics
- Wirelessly control up to 16 motors per interface box (up to 99 boxes can be linked over RS485 for expanded functionality)

Applications:



#EL03-76



Options: Smart Wifi Controller - MS



Item #	Type	Use
EL03-11HB	MS	MS Controller, Smart Wi-Fi, 433.92Mhz / Infrared w/app.

- Learns and Controls Devices using 433.92Mhz and Infrared
- Programs/Schedules—Custom Scenes/Rooms
- Auto Home/Away
- Sleek White Diamond Shape
- Works Over Wi-Fi 2.4GHz b/g/n
- Input Voltage—5V DC
- Input Current 1 A
- Temperature Range 0-50 Celsius
- Apple—App at iPhone App Store
- Android—App at Google Play
- Cord and Block Included




#EL03-11HB



*Note: Range can vary depending on wall construction and room obstructions.

Electronics | Receivers (MS / MSD)

Receivers: Mini-Receivers - MS / MSD



- Reaches greater distances
- Compatible to MaestroShield Tubular Motors
- New built-in transformer provides voltage stabilization, eliminating voltage irregularities.
- Better insulated for premium moisture protection.
- New built-in transmitter allows for transmission ranges of up to 262' (80 meters)
- Conveniently tucks into any space and provides protection against power surges or spikes.
- Can be easily mounted inside the hood assembly.



Item Number	Type	Use
EL03-10MR10A	MS	110 - 120 V / 60 Hz / 10 Amps • Size: 3.82" W x 1.02" H x 0.79" D (9.70cm W x 2.59cm H x 2.00cm D) - Compatible with MaestroShield AC Motors
EL03-12	MS	220 - 240 V / 60 Hz / 10 Amps • Size: 3.82" W x 1.02" H x 0.79" D (9.70cm W x 2.59cm H x 2.00cm D) - Compatible with MaestroShield AC Motors
EL03-19	MS	3 Amps / 12 V • Size: 3.85" W x 1.02" H x 0.87" D (9.78cm W x 2.59cm H x 2.20cm D) - Compatible with MaestroShield 0.7 Nm DC Motor
EL03-MR100	MSD	Mini Receiver, Dooya Compatible with MSD AC Motors up to 120Nm, Compact
EL03-MR300	MSD	Mini Receiver, Dooya Compatible with MSD AC Motors

Controllers: Wall Mount Hard Wired - MS

Receiver— Hard Wired Single Channel Wall Mount

Convenient single button control directly on the receiver, or integrate with remote transmitter and/or key-switch to lock and secure your system



Item Number	Type	Loading Power	Frequency	Sensitivity	Operation
EL03-10WM-KS	MS	≤ 300W	433.92Mhz	-110dBm	MS Remote / Manual

*Note: Range can vary depending on wall construction and room obstructions.

Electronics | Hard-Wired Options

Switches: All switches can be used with any MaestroShield products.

Hard Wired Key Switches

- Flush Mount #EL03-18
- Surface Mount #EL03-16

These momentary switches can be used to lock and secure the operation of any tubular motorized unit. Available in surface mount or flush mount, comes with two sets of keys, and can be integrated with MaestroShield's wall mount receiver and all other MaestroShield electronics.



Flush Mount Key Switch integrated with Wall Mount Receiver



Surface Mount Key Switch integrated with Wall Mount Receiver



Extra Blank Key
Item #EL03-1000

Momentary Switch

For precision opening or closing of your shutter, screen or shade, hold up or down switch and release at desired height.

Available in: White #EL04-06

Ivory #EL04-10



Maintain Switch

For continued opening or closing of your shutter, screen or shade to the next preset stop with a single touch.

Available in:

White - #EL04-07

Ivory - #EL04-08



Face Plate
Sold separately
White - #EL04-01
Ivory - #EL04-02

Electronics | Electronic LED Accessories

Options: Electronic LED Accessories



Options: LED Lights and Accessories

	Component Name	Item #	Specifications
	Adhesive Strip Lights (Available in Blue, Warm White, Multi Color 30 LED's per meter)	ELEDL-3012BL ELEDL-3012WH ELEDL-3012CLR	5mtr (16.4ft) reels of LED Single Color Adhesive Light Strips, Style 3528, 60 LED's per meter, 12v, IP65
	LED UL Driver (Power Supply)	ELEDP-8W12	LED Driver, 12v, 8W Output, UL rated, Power Supply, IP42, for smaller application
	LED UL Driver (Power Supply)	ELEDP-60W12	LED 60W Output Rated Driver, UL rated, Meanwell Switching Power Supply, IP65
	Connectors (Single Color-Wire)	ELEDC-01SC ELEDC-01SC/1	Bag of 100 count, or in each. LED Single Color Connector with wire
	Connector Caps	ELEDC-00CN ELEDC-00CN/1	Bag of 100 count, or in each. LED Connectors
	Receiver with matching Remote Controller	ELEDR-11MRL-PKG	LED Receiver, 433mhz, DC 5v-24v, IP20 - with matching remote control

Electronics | Electronics Accessories

Options: USB Accessories / Extension Cords


USB Accessories:



Item #EL03-USB13CUSB (Type-C) Charger cable, approximate cable length 9', (used with 6Nm, 10Nm, 13Nm)



Item #EL03-USBBLOCK - USB Brick Wall Charger Dual Port



Item #EL03-USBMICRO - USB (Micro) Charger cable, (used with 1.1nm, 2nm, 3nm interior motors)

Power Cord(s):



Power cord extension with molded plug now available in 8' (2.43m) and 16' (4.87m) lengths. Compatible with 3-wire applications for motors with built-in receivers.

Item #EL04-12 - 8' (2.43m) Power cord extension

Item #EL04-13 - 16' (4.87m) Power cord extension

Item #EL04-14/5 - Heat Sink Package

Options: Lock Box

Lock Box: Item #EL03-5000 - Push Button, Programmable Safe Box



Open Cover



Insert Remote - Key



Program with ease



Replace Cover

Security Features

- Strong Powder Coated Steel
- Comes with rubberized cover for complete aesthetics
- Mounting hardware included
- Simple code programming instructions included
- No key required
- Fits our 1-channel & 4-channel keychain controllers
- Holds traditional keys as well
- Length is approximate 4.5"

Electronics | Electronics Accessories

Options: Wind, Sun Sensor Solar Powered (MS / MSBD / MSD)

Weather Reactive Automation



FEATURES:

- Works with MaestroShield motors & controllers for:
 - Screens roll automatically up/down depending on settings & weather
 - Shutters when wind speeds reach set speeds, shutters roll down.
- Digital Settings—
- ABS Plastic materials that resist ultra-violet rays
- Solar Powered, no wiring required
- Easy Installation—wireless signal
- Quiet Operation
- Waterproof
- Multiple sensitivity settings
- 3 second response time to Wind (up to 50Km/h (31mph))
- 1.5 min response time to Light (.2 to 10klux)
- 2 year 100% replacement warranty coverage
- Approx. Range: 100 meters (320ft)

Item #	Type	Use
EL03-06WS	MS	MS Solar Powered Wind Sun Sensor

MaestroShield® Wind and Sun sensor system acts as a transmitter to operate with all MaestroShield® mini-receiver and matched transmitters during certain atmospheric conditions. When fitted to motors and control units, users are able to open and close shutters, screens and awnings automatically based on the related weather conditions. The sensors measure the wind speed, sunlight intensity, and rain fall.


Item #	Type	Use
EL03-BDSNSNSR	MSBD	MSBD Solar Powered Wind Sun Sensor. (Pairs with Bidirectional Motors)
EL03-SNSNSR	MSD	MSD Solar Powered Wind Sun Sensor



- Requires no AC power. Detects wind, sunny and rainy conditions. Perfect for shutters or awnings.
- 3 different wind-force settings, and 4 different light intensity settings.
- Solar powered, wireless control
- 433.9 Mhz
- Approx unobstructed range of 650ft (200 meters)



Options: Electronic Solar Panel



Item #	Use
EL03-39	Micro-USB Small Solar Panel
EL03-38	Micro-USB Small Solar Panel used with Lithium Battery motors





PROTECTION
Like No Other™

Part Compatibility

2025

Tubular Motors- No Override					
Compatibility		Component	Component Name	Item #	Pcs per Box / Bundle
Roll Down Structures	Interior Standing Structures				
Smart Series AC Motors Built-in Receivers and Electronic Limit Switch No Override 45M					
	X		Bi-directional Motor SMT 60, Rec., 1.5Nm	ELSTM5BD-1.5/32	10
	X		Bi-directional Motor SMT 60, Rec., 1.5Nm	ELSTM45BD-10/21	10
X	X		Smart Series 29Nm AC	ELSTM20/30	6
X	X		Smart Series 50Nm AC	ELSTM50/12	6
DC Motors No Override					
X	X		DC Series 13Nm, DC Pairs with Solar Panel	TMDC45BD-13/1 1PKG	10
	X		DC Series 9Nm, DC Pairs with Solar Panel	TMDC46BD-6/24PKG	10
	X		DC Series 2Nm, DC Pairs with Solar Panel	TMDC28BD-2/23PKG	10
	X		DC Series 1.1Nm, DC Pairs with Solar Panel	TMDC25BD-1.1/28PKG	10
	X		DC Series 6Nm DC	TMDC-6W/12V-24	10
	X		DC Series 20Nm DC	TMDC-20W/12V	10
	X		DC Series 35Nm DC	TMDC-35W/12V	10
Standard AC Motors No Override 35M & 45M					
			Standard Series 8Nm AC	TMJ535S-06/33	10
	X		Standard Series 10Nm AC	TMJ540S-10/32	10
X	X		Standard Series 20Nm AC 18rpm	TMJ545S-20/18	10
	X		Standard Series 20Nm AC 32rpm	TMJ545S-20/32	10
X	X		Standard Series 50Nm AC	TMJ545S-50/13	10
X			Standard Series 100Nm AC	TMJ550S-100/11	6
Hybrid Series AC Motors No Override 45M					
X	X		Hybrid Series 29Nm AC 30rpm	TMR545S-29/30	6
X	X		Hybrid Series 50Nm AC 13rpm	TMR545S-50/13	6
Rebound Bidirectional PKGS - AC Motor No Override 45M					
X	X		Rebound Series PKG 20Nm AC 30rpm	TMR5045BD-20/15PKG	10
X	X		Rebound Series PKG 50Nm AC 13rpm	TMR5045BD-50/13PKG	10
Large Standard Series AC Motors Outside U.S. 220V No Override 92M Special Order					
X			Standard Series Outside U.S. 300Nm No Override	TMEU-300M03	2
Large Standard Series AC Motors U.S. 120V No Override 92M					
X			Standard Series 02 U.S. 300Nm No Override	TMJ582S-300E	2
Large Standard Series AC Motors Outside U.S. 220V No Override 92M					
X			Standard Series 02 Outside U.S. 220V 300Nm No Override	TMEU02-300W	2

Tubular Motors With Override						
Compatibility		Component	Component Name	Item #	Pcs per Box / Bundle	
Roll Down Structures	Interior Standing Structures					
Standard Series AC Motors Built-in Receivers Manual Override 45M						
X	X		Standard Series (120V) U.S. 20Nm 18rpm	TMJ545M-20/18	6	
X	X		Standard Series (120V) U.S. 20Nm 32rpm	TMJ545M-20/32	6	
X			Standard Series (120V) U.S. 30Nm	TMJ545M-30/13	6	
X			Standard Series (120V) U.S. 40Nm	TMJ545M-40/13	6	
X	X		Standard Series (120V) U.S. 50Nm	TMJ545M-50/13	6	
X	X		Standard Series (220V) Outside U.S. 20Nm	TMEU-20M02	6	
X			Standard Series (220V) Outside U.S. 40Nm	TMEU-40M02	6	
X	X		Standard Series (220V) Outside U.S. 50Nm	TMEU-50M02	6	
Standard Series AC Motors U.S. 110-120V Manual Override 59M						
X				Standard Series U.S. 60Nm	TMJ559M-60/14	6
X		Standard Series U.S. 60Nm		TMJ559M-60/14	6	
X		Standard Series U.S. 100 Nm		TMJ559M-100/11	6	
X		Standard Series U.S. 120 Nm		TMJ559M-120/09	6	
Standard Series AC Motors Outside U.S. 220-240V Manual Override 59M Special Order						
X			Standard Series Outside U.S. 100Nm	TMEU-100M02	6	
Standard Clutch Release Motor AC Manual Override 45M						
X			Clutch Release Motor	TMJ545M-50/13/Clutch	6	
X			Clutch Motor Locking System	AC04-01	6	
Hybrid Series AC Motors 110-120V Manual Override 45M						
X	X		Hybrid Series 20 Nm w/o Manual Override	TMR545M-20/30	6	
X	X		Hybrid Series 50 Nm w/o Manual Override	TMR545M-50/12	6	
Hybrid Bidirectional PKGS - AC Motor With Override 45M & 59M						
X	X		Hybrid Series PKG 50Nm AC 13rpm	TMHY45M-50/13PKG	6	
X	X		Hybrid Bidirectional PKG Series 50Nm AC 13rpm	TMHY45BD-M-50/13PKG	6	
X	X		Hybrid Bidirectional PKG Series 100Nm AC 11rpm	TMHY59BD-M-100/11PKG	6	
X	X		Hybrid Series PKG 120Nm AC 9rpm	TMHY59M-120/9PKG	6	
Large Standard Series AC Motors U.S. 120V Manual Override 92M						
X			Standard Series 02 U.S. 230Nm Manual Override	TMJ592M-230/12	2	
X			Standard Series 02 U.S. 300Nm Manual Override	TMJ592M-300E	2	
Large Standard Series AC Motors Outside U.S. 220-240V Manual Override 92M - Special Order Only						
X			Standard Series Outside U.S. 300Nm Manual Override	TMEU-300M03	2	
X			Standard Series 02 Outside U.S. 220V 300Nm Manual Override	TMEU02-300M	2	

Crowns and Drive Gears for Motors - Components						
Compatibility			Component	Component Name	Item #	Pcs per Box / Bundle
Roll Down strainers	Manasto Screens	Interior Stranding				
Crowns and Drives for Motors						
		X		Crown	TMUS-SC153	20
		X		Drive	TMUS-SG166	20
		X		Crown	TMUS-SC123	20
		X		Drive	TMUS-SG125	20
		X		Crown	TMUS-SG241	20
		X		Drive	TMUS-SG285	20
		X		Crown	TMUS-SC458	20
		X		Drive Gear	TMUS-SG472	20
Manual Gears						
X				1/8 or 1/10 or 1/18 Manual Gear Box	AC02-07/08 AC02-07/10 AC02-07/18	24/12/24
X				1/25 Manual Gear Box 1/50 Manual Gear Box	AC02-07/25 AC02-07/50	18
X				1/59 Manual Gear Box	AC02-07/100	6
Idler Bearing Cradles						
X				Idler Bearing Cradle	AC03-40	15
X				Idler Bearing Cradle	AC02-11	10
	X			60mm Idler Bearing w/ Spring	AC02-12-SL	20
X				60mm Idler Bearing	AC02-12	20
X				70mm Idler Bearing	AC02-05-110	20
X				85mm Idler Bearing w/ and cap	AC02-03	10
	X			85mm Idler w/Spring (XL System (3.5 Tube)	AC02-03RSL	10
X				100mm Motor Tube Idler Bearing	AC02-04	10
	X			60mm Idler Bearing w/ Spring	AC02-50	10

Crowns and Drive Gears for Motors						
Compatibility			Component	Component Name	Item #	Pcs per Box / Bundle
Roll Down strainers	Manasto Screens	Interior Stranding				
Crowns and Drive Gears for Motors						
		X		Crown	TMUS-SC1170	20
		X		Drive Gear	TMUS-SG1171	20
		X		Drive Gear (No Crown Needed)	TMUS-SG197	20
X	X	X		Crown	TMUS-SC161	20
		X		Drive Gear	TMUS-SG163	20
X	X			Drive Gear	TMUS-SG162	20
		X		Crown	TMUS-SC505	20
		X		Drive Gear	TMUS-SG510	20
X	X			Drive Gear (No Crown Needed)	TMUS-SG213	20
X	X			Crown	TMUS-SC199	20
X	X			Drive Gear	TMUS-SG140	20
X	X			Crown	TMUS-SC299	20
X	X			Drive Gear	TMUS-SG290	20
X	X			Crown	TMUS-SC276	20
X	X			Drive Gear	TMUS-SC168	20
X	X			Drive Gear	TMUS-SG277	20
X	X			Drive	TMUS-SG285	20
X	X			Crown	TMUS-SC309	20
X	X			Drive	TMUS-SG310	20
X				Crown	TMUS-590C	20
	X			Crown	TMUS-450C	20
X				Drive	TMUS-590G	20
X	X	X		Drive	TMUS-450G	20
X				Crown	TMUS-59C	20
X	X			Crown	TMUS-45C	20
X				Drive	TMUS-45G	20
	X			Tube Reducer for use with 75mm Tube	TMUS-75A	1










Crowns & Drives - Electronic Control Systems							Electronics						
Compatibility			Component	Component Name	Item #	Pcs per Box / Bundle	Compatibility			Component	Component Name	Item #	Pcs per Box / Bundle
Roll Down Shutters	Maranto Shutters	Universal Shutting					Roll Down Shutters	Aluminum Shutters	Interior Shutters				
Crowns and Drive Gears for Motors							Remote Transmitters - Hard Wired Options - Home Automation						
X				Drive Gear	TMUS-59G	20	X	X	X		6-channel Wall Mount Remote	EL03-11WM06	20
		X		Crown	TMUS35-46.5RC	20	X	X	X		1-channel Hand Held Remote	EL03-10HH01	20
X	X	X		Drive Gear	TMUS45-46.5RG	20	X	X	X		6-channel Hand Held Remote	EL03-11HH06	20
		X		Drive Gear	TMUS35-35HG	20	X	X	X		16-channel Hand Held Remote	EL03-10HH16	20
		X		Drive Gear	TMUS-614	20	X	X	X		Key Chain Remote	EL05-62	20
		X		Drive Gear	TMUS-G02	20	X	X	X		4-Channel Key Chain Remote	EL05-63	20
X	X	X		Crown	TMUS-60OC2	20	X	X	X		MSD 1-channel Keychain Remote Control	EL03-KEYCH	20
X	X	X		Drive Gear	TMUS-60OG2	20	X	X	X		4-channel Hand Held Remote	EL03-HH04	20
X	X	X		Crown	TMUS-54C	20	X	X	X		15-channel Hand Held Remote	EL03-HH15	20
X	X	X		Drive Gear	TMUS-54G	20	X	X	X		MSBD 1-channel Bidirectional Handheld Remote Control	EL03-BDHH01	20
X	X	X		Crown	TMUS-C14	20	X	X	X		MSBD 15-channel Bidirectional Handheld Remote Control	EL03-BDHH15	20
X	X	X		Drive Gear	TMUS-G22	20	X	X	X		MSBD 1-channel Bidirectional Keychain Remote Control	EL03-BDKEYCH	20
X	X	X		Crown	TMUS35-60OC	20	Hard-Wired Options						
X	X			Crown	TMUS-96C	20	X	X	X		Key Switch Flush Mount	EL05-19	30
X	X			Drive Gear	TMUS-96G	20	X	X	X		Key Switch Surface Mount	EL05-16	30
X	X			Crown	TMUS-75C	20	X	X	X		Extra Blank Key	EL03-1000	10
X	X			Drive Gear	TMUS-75G	20	X	X	X		Momentary Switch White	EL04-06	20
X	X			Crown	TMUS-61C	20	X	X	X		Momentary Switch Ivory	EL04-10	20
X	X			Drive Gear	TMUS-61G	20	X	X	X		Mantain Switch White	EL04-07	20
X				Crown	TMUS-56RC	20	X	X	X		Mantain Switch Ivory	EL04-08	20
X				Crown XL System	TMUS-45UC	20	X	X	X		Face Plate Ivory	EL04-02	100
Control Systems							X	X	X		Face Plate White	EL04-01	100
Receivers							Home Automation						
X	X	X		Mini Receiver for 115V AC Motors	EL03-10MR10A	20	X	X	X		Home Automation System Interface	EL03-75A	10
X	X	X		Mini Receiver for 220V AC Motors	EL03-12	20							
X	X	X		Small External receiver	EL03-NR100	20							
X	X	X		Wall Mount Receiver	EL03-10WMS	20							
X	X	X		External receiver	EL03-NR300	20							

Electronics - continued						
Compatibility			Component	Component Name	Item #	Pcs per Box / Bundle
Roll Down Shutters	Maestro Screens	Interior Shading				
Electronics Options						
X	X	X		Wind Sun Sensor Solar Panel Driver	EL03-DWVS	1
X	X	X		SMART Wi-Fi Controller Automation	EL03-11HB	1
X	X	X		LED Connector(s) LED Connector(s) w/single wire	ELED0-00CN ELED0-01SC	100
X	X	X		LED Lights 169 Raal	ELEDL-3012 ELED-6012 (Blue or White) (30 LPF)	1
X	X	X		LED UL Power Supply (Driver) 8W 12V	ELEDP-8W12	1
X	X	X		LED UL Power Supply (Driver) 100W 12V	ELEDP-80W12	1
X	X	X		LED Receiver Remote	ELEDR-11MRLPKG	1
Other Electronic Options						
	X	X		Solar Panel	EL03-38	1
	X	X		Solar Panel Small	EL03-39	1
	X	X		Type C Charger	EL03-USB13	1
	X	X		USB Stick/Plug	EL03-USBBLOCK	1
	X	X		Micro Charger	EL03-USMICRO	1
	X	X	X	Neo Smart Hub Controller	EL03-11HB	1
	X	X	X	Hub (Dooya Compatible)	EL03-HUB	1
	X	X	X	Power Cord	EL04-12	1
	X	X	X	Power Cord	EL04-13	1
	X	X	X	Power Cord Heat Sink Plug	EL04-14	1
	X	X		Wind Sun Sensor Bidirectional MSD	EL03-80SNSNSR	1
	X	X		Wind Sun Sensor MSD Solar Powered	EL03-SNSNSR	1
	X	X		Lock Box	EL03-5000	1

Plates - Brackets - Side Caps						
Compatibility			Component	Component Name	Item #	Pcs per Box / Bundle
Roll Down Shutters	Maestro Screens	Interior Shading				
Mounting Plates Brackets						
X	X			Universal Mounting Plate	AC03-03A	50
X	X			45° Mounting Plate	AC03-0801 AC03-0802	60
X				Heavy Duty Universal Bracket	AC03-20	10
X	X			Universal Bracket Plate	AC03-1201	25
X				Motor Star Bracket	AC03-08	20
X				Motor Star Bracket	AC03-16	20
X	X			Universal Bracket Plate	AC03-50	50
X				Harmony Mini Motor Mounting Bracket	AC03-04	20
X				Motor Mounting Cradle Bracket	AC03-07	20
X				Small Angle Bracket	AC03-10	60
X	X			45° Mounting Plate For small leg side caps	AC03-13	60
		X		Mounting Plate(Left & Right) For 4" System	AC03-102L and AC03-102R	20
X	X			Mounting Plate for Torque Spring	AC03-30	15
Side Caps: available in White, Bronze, Beige, Ivory, Black*						
	X			4" Square Side Cap	CA05-102-WH, BZ, BLK	10
X	X			5 1/2" Impact-Rated 45 Degree Side Cap	CA02-139-WH, BZ, BG, IV	10
X				8" Impact-Rated 45 Degree Side Cap	CA03-205-WH, BZ, BG, IV	10
X				10" Impact-Rated 45 Degree Side Cap	CA03-250-WH, BZ, BG, IV	5
X				12" Impact-Rated 45 Degree Side Cap	CA03-300-WH, BZ, BG, IV	5
	X			5.5" Rounded Side Cap	CA10-139-XX (color: BG, BZ, IV, WH, BLK*)	20
X	X			6.5" Side Cap 45 Degree Side Cap (no leg)	CA05-165-XX (color: BG, BZ, IV, WH)	20
				8" Side Cap 45 Degree Side Cap (no leg)	CA05-205-XX (color: BG, BZ, IV, WH)	20
X	X			10" Side Cap 45 Degree Side Cap (no leg)	CA05-250-XX (color: BG, BZ, IV, WH)	20
X	X			Removable Leg	CA05SM (color: mill or WH)	20
X	X			7" Side Cap with small Leg	CA04-180-WH, BZ, BG, IV	20
X	X			8" Side Cap With small Leg	CA04-205-WH, BZ, BG, IV	20

Side Caps and Extrusions						Extrusions and Accessories							
Compatibility			Component	Component Name	Item #	Pcs per Box / Bundle	Compatibility			Component	Component Name	Item #	Pcs per Box / Bundle
Roll Down Shutters	Maestro Screens	Interior Shutters					Roll Down Shutters	Maestro Screens	Interior Shutters				
Safety Plates for Side Caps						Side Tracks Bottoms Bars Accessories							
X	X			5 1/2" Safety Plate for Side Cap	AC02-PL5.5	20		X		Adjustable Outer track	WSA9040B-XX colors: (WH, BG, BZ, IV, BLK)	1	
X	X			6 1/2" Safety Plate for Side Cap	AC02-PL6.5	20		X		Adjustable Inner track	WSA9040F-XX colors: (WH, BG, BZ, IV, BLK)	1	
X	X			7 0" Safety Plate for Side Cap	AC02-PL7	20		X		Adjustable Cover track assembled	WSA9040C-XX colors: (WH, BG, BZ, IV, BLK)	1	
X	X			8 0" Safety Plate for Side Cap	AC02-PL8	20		X		Bottom Bar End Retention (Box)	WS9043	20	
X	X			10" Safety Plate for Side Cap	AC02-PL10	20		X		Nylon Entry Guide (Bag)	WS9044M	20	
X	X			12" Safety Plate for Side Cap	AC02-PL12	20		X		Nylon Entry Guide (Bag)	WS9045	20	
Hood Assembly Extrusions Accessories						Extruded Motor Tubes							
X				Extruded: 4" Square Screen Hood	SM06B-5.5 (back) SM06F-5.5 (front)	1 back and 1 front		X		Motor Tube MS 78mm	EX01-13/18	1	
X				Extruded: 5 1/2" Rounded Screen Hood	SM02B-5.5 (back) SM10F-5.5 (front)	1 back and 1 front		X	X		Motor Tube MS 88mm	EX01-08/24	1
X				Extruded: 5 1/2" 5-Sided 45" Screen Hood	SM02B-5.5 (back) SM02F-5.5 (front)	1 back and 1 front		X			Motor Tube MS 70mm Octagonal Inside, Round Outside	EX01-07/24	1
X				Roll Form: 8" 5, 6.5", 7.0", 8.0", 10" - 45" Screen Hood	SM04-XX.X	1 back and 1 front		X	X		Motor Tube 100mm Round Galvanized Steel	EX01-09/24	1
X				Roll Form: 5.5" 8.5", 7.0", 8.0", 10", 12" - 45" Shutter Hood	SM01-XX.X	1 back and 1 front		X			Motor Tube 5.5" (140mm) XL System Outer Tube	EX01-19/28 or EX01-19/30	1
X				Slat Hanger	AC10-01	100		X	X		Motor Tube 60mm Inner Aluminum Octagonal	EX01-16/24	1
X				Slat Hanger	AC10-02	100		X			3 1/2" Motor Tube 58mm Outer	EX01-14/24A	1
X				Non-Vented 56mm Slat	EX01-01S-WH, EX01-01S-BG, EX01-01S-BZ, EX01-01S-IV	10		X			Motor Tube 4 inch 108 mm Outer Tube	EX01-18/24	1
X				Vented 56mm Slat	EX01-01V-WH, EX01-01V-BG, EX01-01V-BZ, EX01-01V-IV	10							
X				End Retention Side Rail	EX01-05-XX (Colors: WH, BG, BZ, IV)	1							
X				Plastic Entry Guide 68MM (Bag)	AC01-12A	20							
X				Plastic Entry Guide 44MM (Box)	AC01-12SM	20							
				Maestro Screen MEGA (1 Pc) Bottom Bar	WSA9049HDM-XX (Colors: WH, BG, BZ, IV, BLK)	1							
X				Maestro Screen Bottom Bar (Front) Bottom Bar (Back)	WSA9001F-XX, WSA9001B-XX (Colors: WH, BG, BZ, IV)	1							
X				Maestro Screen XL (1 Pc) Bottom Bar	WSA9049HD-XX 26" or 30" (Colors: WH, BG, BZ, IV, BLK)	1							
				Adjustable Mini Inner track	WSA9040FM-XX colors: (WH, BG, BZ, IV, BLK)	1							

Extrusions - Motor Tubes						Components							
Compatibility			Component	Component Name	Item #	Pcs per Box / Bundle	Compatibility			Component	Component Name	Item #	Pcs per Box / Bundle
Roll Down	Motor Screens	Interlock Blending					Roll Down	Motor Screens	Interlock Blending				
Other Accessories													
X				2 Wing End Retention Slot Lock	AC06-02/1B	300	X			Zipper #4.5 gauge Continuous Coil	WS1002	1	
X				2 Wing End Retention Slot Lock	AC06-01/1B	300	X			Zipper #8 gauge Molded Black	WS1001	1	
X				Slot Cap	AC01-08	1000	X			Zipper #8 gauge Molded White	WS1001W	1	
X				Bottom Bar Lock	MS-1003		X			Zipper #8 gauge Continuous Coil Black	WS1007	1	
X				Aluminum Bottom Bar for Lock System	MS-1004	2	X			Zipper #8 gauge Continuous Coil White	WS1007W	1	
X				Aluminum Bar	MS-1005	12	X	X		Weightbar, Stainless Steel, 1/2" square	WSA9001	1	
X				Assembled Locking Slot for Aluminum Roll Down	MS-1007	19	X			Spine for Screen	WS003	1	
X				Felt	AC01-10	1	X			Spine for Screen	WS1004	1	
X	X			5/8" Hole Caps	AC01-11-XX (WH, IV, BG, BZ)	1	X			Adjustable Track Foam	WS1005	1	
X	X			Conic Stopper	AC07-04 (WH)	100	X			Spring Block 2"x 4"	AC07-02	1	
X	X			Conic Stopper	AC07-03 (R/BG)	100	Universals & Crank Handles						
X	X			Conic Stopper	AC07-05 (BZ)	100	X	X		90° / 4 Hole Universal w/ pivot	AC908-02	30	
X				Rubber Ring for 70mm Tube	AC01-05/70	20	X	X		90° / 4 Hole Universal w/ eyelet	AC908-12	30	
X				Rubber Ring for 56mm Tube	AC01-05	20	X	X		90° / 2 Hole Universal w/ pivot	AC908-01	30	
X				Slot Gasket	AC01-17	2	X	X		90° / 2 Hole Universal w/ eyelet	AC908-11	30	
X				Water Seal Gasket	AC09-01	1	X	X		Stainless Steel 90° / 2 Hole Universal w/ pivot	AC908-SS01	30	
X	X			Brush Seal	AC05-07 (.75") AC05-08 (1.0") AC05-03 (1.25") AC05-04 (1.5")	1	X	X		45° / 2 Hole Universal w/ pivot	AC908-04	30	
X				Rubber Seal 65.25mm (2.57")	WS1010	1	X	X		45° / 2 Hole Universal w/ eyelet	AC908-14	30	
							X	X		Stainless Steel 45° / 2 Hole Pivot	AC908-SS04	30	
							X	X		Crank Handle 6" w/ Bell	AC908-SS61	20	
							X	X		Crank Handle 6" w/ Hook	AC908-SS52	20	
							X	X		Crank Handle 6 1/4" w/ Bell	AC908-SS63	20	
							X	X		Crank Handle 6 1/4" w/ Hook	AC908-SS62	20	
							X	X		Crank Handle 10" w/ Bell	AC908-SS11	20	
							X	X		Crank Handle 10" w/ Hook	AC908-SS12	20	

Accessories						
Compatibility			Component	Component Name	Item #	Pcs per Box / Bundle
Roll Down Shutters	Maestro Screens	Interior Shading				
Cranks with durable stainless steel and Accessories						
X				Crank Handle-5 w/ Bell	AC908-SS51	
X				Crank Handle-8" w/ Bell	AC908-SS81	
X				Crank Handle-10" w/ Bell	AC908-SS11	
X				Eyelet Exterior Operator	AC02-10	20
Spring Assists						
X				Spring Assist Torque Spring	AC11-601	4
X				Spring Assist Torque Spring	AC11-602L (left) AC11-602R (right)	4
X				Spring Assist Torque Spring	AC11-701	4
X				Spring Assist Torque Spring	AC11-702	4
X				Spring Assist Torque Spring	AC11-703	4
X				Spring Assist Torque Spring	AC11-705	4
X				Spring Assist Torque Spring	AC11-706	4
Complete Aluminum Storm Shutters / Security / Decorative - Ready To Install						
X			56mm Double Wall Aluminum Roll Down Shutters; End Retention	CS01-56ENDRET	Up to 262"	
X			72mm Single Wall Aluminum Roll Down Shutters; End Retention	CS01-SINGLWALL	350"	
X			44mm Double wall Aluminum Roll Down Shutters; End Retention	CS01-44ENDRET	186"	
X			Accordions	CS01-ACCORD		
X			Bahamas	CS01-BAHAMA		
X			Colonial Decorative	CS01-COLDEC		
X			Storm Panels	CS01-PANELS		

Dealer Tools						
Compatibility			Component	Component Name	Item #	Pcs per Box / Bundle
Roll Down Shutters	Maestro Screens	Interior Shading				
Complete Screen Builds (3" Quick Zip, 4", 5.5" - Ready To Install)						
X			3" Maestroscreen QuickZip Custom Assembly	CS02-QUICKZIP		1
X			4" Maestroscreen Custom Assembly	CS02-MSCREEN4		1
X			5.5" Maestroscreen Custom Assembly	CS02-MSCREEN		1
Dealer Tools						
				3-panel Aluminum Roll Down Demo Board	Call for Details	1
				Dealer Bag	PR04-01	1
Fabric Kits						
X			1 Sq. Ft each of each color, type and weight.	WG-FABRIC-KIT		1
Sales Kit (Hardcase)						
X			HARD CASE: Shutter Sample Sales Kit (includes extrusions, colors, and options information)	PR02-HCSHTR		1
X			HARD CASE: Screen Sample Sales Kit (includes extrusions, colors, fabrics, and options information)	PR02-HCSCRN		1
Demos						
		X	MINI DEMO UNIT, Interior Shade - Motorized, White Fabric. Finished dimensions 24" x 26". Custom assembly.	PR03-10WH0426		1
	X		MINI DEMO UNIT, Screen Roll Down - Motorized, Lithium Battery, Bronze Frame. Finished dimensions 24" x 24". Custom assembly.	PR05-10BZ2424		1
	X		MINI DEMO UNIT, Screen Roll Down - Motorized, Lithium Battery, White Frame. Finished dimensions 24" x 24". Custom assembly.	PR05-10WH0424		1
X	X		MINI DEMO UNIT, Screen Roll Down - Motorized, White Frame. Finished dimensions 33" x 24". Custom assembly with adjustable track, slim bottom bar.	PR05-10WH0324		1
	X		MINI DEMO UNIT, Quick Zip Screen Roll Down - Manual, White Frame. Finished dimensions 24" x 20". Custom assembly.	PR05-02WH0420		1
X			MINI DEMO UNIT, Shutter Roll Down - Motorized, White Frame. Finished dimensions 33" x 24". Custom assembly with End Retention Side Rail, and multi-colored Slate (Bronze, Beige, Ivory, White)	PR06-10WH0324		1

This is a only partial list of products.

Please contact MaestrosShield for any additional parts and pieces, 220V/230V Motors & Electronics, as well as any need for custom products.

Sample Shutter Demo





MaestroShield is successfully founded on the three stars of:

- ★ Quality
- ★ Price
- ★ Delivery

We are proud to be one of the most rapidly growing suppliers of exterior screen and shade, interior shade, hurricane protection, security shutters, electronics and tubular motors. MaestroShield is a well-established innovative design, engineering, manufacturing and supply company. All of our products are designed and developed in-house by both Swedish and American engineers using only the highest quality materials. Quality assurance is the hallmark of our manufacturing philosophy. All of our aluminum extrusion, castings, motor and electronic manufacturing facilities follow ISO 9001 standards.

Our aluminum factory produces more than 200,000 metric tons of extrusion per year and our tubular motor factory produces over one million UL and CE motors annually.

MaestroShield® participates with the following associations: the Aluminum Association of Florida, the International Hurricane Protection Association with our structural certification held through the National Accreditation and Management Institute (NAMI). Our products have been rigorously tested by the Miami Dade Building Code, The

Florida Building Code and the Texas Department of Insurance.

Our commitment to engineering excellence and production is surpassed only by our commitment to complete customer satisfaction. Our International network of dealers is supported with quick and accurate in-house engineering, sales and marketing support and a full range of training.

MaestroShield®, is a Swedish-based international company that was formed to develop, produce and distribute high-quality, innovative window protection and shading systems for global markets. The MaestroShield™ family of window safety, security, and shading products has been engineered to exceed the highest certification standards required. Our commitment to engineering excellence is surpassed only by a commitment to complete customer satisfaction. Quality, Price and Delivery drive our operations and have made us a reliable entity in our industry that is "known for quality."

MaestroShield's dealer-based business-to-business platform is supported by quick and accurate in-house engineering, technical support, full-range training services, and exceptional customer service. MaestroShield products reflect quality from inception to full production and are stamped with approvals from the most rigorous regulatory agencies. We operate under ISO 9001 Quality System guidelines and offer our customers

outstanding warranties, service and the most reliable supply of an ever-growing and innovative line of unique products. MaestroShield® brings to the market, easy-to-install, top quality products, at competitive and reasonable price points. Continuous improvement of our products, enhances the versatility & diversity of our product lines and ensures our customers have the "best-in-class."

Roll-Down Aluminum Shutters

MaestroShield® Aluminum Shutters, and Hurricane Products have passed the FBC (Florida Building Code) certifications (FL7873-R10, FL14235, FL13757), Miami-Dade County (NOA # 17-0206), together with our NAMI Certification, and Quality Management System, MaestroShield® remains dedicated to the very highest of quality standards.

PCT Patent pending in 110 countries, MaestroShield® guarantees long-term Protection Like No Other™. Available as separate pieces, and/or parts and as custom-made complete shutter systems, MaestroShield® Roll down Aluminum Shutter systems have been designed to fit every opening. We can also provide custom aluminum extrusions that are engineered to fit your specific, unique, requirements.



EXTERIOR SCREENING

MaestroShield's Screens provides complete solutions to meet the challenges of controlling light, heat, insects and inclement weather. As an ODM (original design manufacturer), we are unique to the industry for major shading and screen components; from motors to side-tracks, bottom bars, hoods and electronics. By doing this, we supply our Dealers and customers with the complete package: innovative design and engineered quality products, competitively-priced, with controlled delivery, outstanding customer service, industry leading warranties, and a network of dealers ready to service your every need. In order to match the elegance of your exterior, there are a wide range of choices from leading fabric manufacturers that are compatible with our Maestro Screens, including an exclusive clear vinyl.

Interior Shading

MaestroShield® offers motors to work cohesively with interior shading automated installations.

Motors and Electronics

The ability to provide the market with a better, quality-driven tubular motor with increased reliability at a lower total cost goes back to the dedication of the engineers behind the product. The enhanced performance of the MaestroShield Brand Tubular Motor goes beyond anything else available in the market that achieves a balance between power and life cycle that is truly "Like No Other." Based upon lifecycle and capacity tests, MaestroShield motors carry a (5*) five-year replacement warranty and DC motors carry a (2) two-year replacement warranty, Lithium battery motors carry a (1) one-year replacement warranty, after the product registration card is submitted and beginning on the sale date to the Dealer.

MaestroShield Electronic accessories have been developed according to the same high-quality standards and protocols, and are the most reliable products on the market, tested by a industry driven cross-section of companies.

Continuous Improvement

MaestroShield strongly believes in continuous improvement and growth. Dedication to Quality, Price and Delivery, bundled with Dealer-training, Technical Support, & readily available inventory will continue to move MaestroShield's place forward to a new level in the Hurricane and Security Protection, Exterior Screening, Interior Shading and Tubular Motors and Electronics industries.

Order Cancellation Policy

Orders may be cancelled within 24 hours of placement and receipt of signed purchase order provided that the items have not already been shipped. For order cancellations after this period, MaestroShield reserves the right to charge a 20% order cancellation fee. Orders which are refused at delivery will be assessed a restocking fee in addition to any shipment costs that have resulted in either direction. No credit will be issued, except in exchange for other merchandise. Orders for custom products or those that require special handling are non-cancellable.

WARRANTY RETURNS

GENERAL RETURN & EXCHANGE POLICY

All items for warranty consideration must have active product registration with serial number on file, and must obtain a RMA# (return-material-authorization-number) from MaestroShield®. RMA should be marked on outer package, before returning. Items received without an RMA number will not be considered for warranty return, or replacement. Returns are subject to MaestroShield's acceptance, and a restocking charge of 20% of invoiced value will apply on all returned items. Items approved for return must be returned in appropriate packaging, freight prepaid and accompanied by a copy of the original invoice. Items that arrived damaged or cannot be returned to stock will not receive credit. Exchanges of merchandise will be allowed providing all conditions outlined in Warranty Statement and Return Policy have been met. Any remaining dollar balance left unused after the exchange, or return, will be issued as an open credit on the account for future use. All exchanged product will carry the remainder warranty of originally purchased and replaced product. Extended warranties can be customized and procured through customer service at 1-239-596-8883.

SCREEN RETURN POLICY

Sale of ALL custom-made orders are final and are limited to repair or replacement (at our sole option) of included parts of the screen found to be defective under this Warranty Statement. In no event shall MaestroShield be liable for damages of any type, including, but not limited to: economic loss; or any indirect, punitive, special, incidental, or consequential damages of any type, including, but not limited to, time, wages or lost profits, of any nature or kind, or for damages to or loss of property, whether caused by negligence or otherwise.

GENERAL WARRANTY IMPLICATIONS and LIMITATIONS

Warranties do not cover any damage to MaestroShield® products that result from improper installation, accident, abuse, misuse, natural disaster, severe weather conditions, insufficient or excessive electrical supply, abnormal mechanical or environmental conditions, lightning or any unauthorized disassembly, repair or modification. Warranties do not apply to any product on which the original identification information has been altered, obliterated or removed, has not been handled or packaged correctly, has been sold second hand or has been sold contrary to the United States export regulations without consent from MaestroShield®.

PLACING A CLAIM

To place a warranty claim, contact MaestroShield Customer Service at +1 (239) 596-8883 or toll free (866) 549-0269. All defective materials must be returned for evaluation within 30 days of replacement or dealer will be billed for replacement.

WARRANTY STATEMENT

Should there be evidence of a potential warranty issue within the specified warranty period, MaestroShield® will follow its standard policy to ensure that a new product is sent to the MaestroShield® Dealer who originally purchased the product, and has registered the warranty through the return product card system. The defective part must be returned to MaestroShield® for evaluation within 30 days of the warranty replacement. Should more than 30 days elapse or should the product evaluation prove the malfunctioning of the product was the result of any aforementioned items, the Dealer will be notified of the point of failure and subsequently charged the cost of the replacement part.

Smart Controllers, Solar Panels, Lithium Battery Motors, LED Drivers, LED Lights, LED Receivers are covered by a maximum 1-year replacement warranty.

Electronics , DC Motors are covered by a full 2-year replacement warranty.

Components (listed) are covered by a full 2-year replacement warranty: all DC motors without lithium batteries, manual gears; universals; mounting plates; idlers; spring blocks; crown and drive gears; brush seals and gaskets; plastic parts (entry guides, conic stopper, hole caps).

Tubular motors *(does not apply to DC motors or lithium battery motors)*, **are covered by a full 5-year replacement warranty.**

***Powder coating warranty on extrusions and castings:** AAMA 2603 10-year /1-year marine and/or severe weather environments (example FL and/or within 1-mile of coastal shoreline(s)). The "Warranty Period" shall commence from the date of application of the specified powder product. **CONDITIONS OF NON-WARRANTY:** i. Where any damage to or deterioration of the coating system arising from causes including, but not limited to, impact, abrasion, mechanical damage, neglect, malicious damage, fire damage, pollution, abnormal weather conditions and excessively salty environments; ii. Where the surfaces have been recoated in plant or touched up for any reason without the prior written agreement; iii. Where exposed surfaces have not been adequately sealed or protected, or protection has been breached; iv. Where failure is associated with exposure of the coatings to temperatures in excess of 70 degrees Celsius, or to acid or other hazardous sources, which are damaging to powder coatings; v. Where failure is associated with the use of adhesive tapes or with the use of sealants or mastics; vi. Where the coated surfaces have not been maintained by the property owner in accordance with the supplier's recommended care and maintenance procedures.; vii. Where damage or deterioration is caused by any accident or normal wear and tear or by any default or misuse of the powder coated products by the property owner or any third party; viii. Where the aluminum extrusions used in the joinery have not been powder coated by an approved Applicator; ix. Where it cannot be substantiated that a product from the originating powder coat source was used; x. If defective area is less than <5% of total coated surface; xi. Unless all claims are received in writing within 30 days of defect becoming apparent.

MAINTENANCE RECOMMENDATIONS: The long term color integrity of powder depends on the degree of exposure to the natural elements and the color chosen. Where the coating is subject to pollution or a salty or coastal environment, the long-term color retention properties may be affected. Cleaning should be done yearly with warm water, soft cloth and a non-abrasive pH neutral detergent followed by fresh water rinse. Harsh environment cleaning recommendation is quarterly. Most household cleaners and solvents in addition to all alcohol-based, acidic, or alkaline OTC cleaners, should not be used.

10* YEAR SCREEN FABRIC WARRANTY: *Most fabric manufacturer's offer 10 year warranty on fabric(s). All fabric warranty claims are a pass-through warranty and are administered by the fabric manufacturer. Please contact fabric manufacturer for details on any warranty coverage information. MaestroShield assumes no responsibility for claims made on defective and/or malfunctioning fabrics either separately or as a component of screen assembly.

LIMITED WARRANTY STATEMENT

FABRIC CORNERS & WELD WORKMANSHIP - LIMITED WARRANTY STATEMENT

Should there be evidence of a potential warranty issue, beyond the initial inspection period of 30 days from receipt, and within the specified warranty period (in this case within 1-year of purchase), MaestroShield® will follow its Limited Warranty policy to ensure that a new product is sent to the MaestroShield® Dealer who originally purchased the product, and has previously registered the warranty through the return product card system. The defective product must be documented through pictures, and may be asked to be returned to MaestroShield® for evaluation within 30 days of the warranty notification request. Should more than 30 days elapse or should the product evaluation prove the defective product was the result of any aforementioned items, the Dealer will be notified of such, and subsequently charged the cost of the replacement product.

GENERAL WARRANTY IMPLICATIONS and LIMITATIONS

Warranties do not cover any damage to MaestroShield® products that result from improper installation, accidents, abuse, misuse, natural disaster, severe weather conditions, general wear, negligence, insufficient or excessive electrical supply, abnormal mechanical or environmental conditions, lightning or any unauthorized disassembly, repair or modification. Warranties do not apply to any product on which the original identification information has not been filed, or has not been handled or packaged correctly, has been sold or resold second hand, or has been sold contrary to the United States export regulations without consent from MaestroShield®. *MaestroShield assumes no responsibility for claims made on defective and/or malfunctioning fabrics either separately or as a component of screen assembly. *Most fabric manufacturer's offer 10 year warranty on fabric(s). All fabric warranty claims are a pass-through warranty and are administered by the fabric manufacturer.

FABRIC/SCREEN RETURN POLICY

Sale of ALL custom-made orders are final and are limited to repair or replacement (at our sole option) of included parts of the screen found to be defective under this Warranty Statement. In no event shall MaestroShield be liable for damages of any type, including, but not limited to: economic loss; or any indirect, punitive, special, incidental, or consequential damages of any type, including, but not limited to, time, wages or lost profits, of any nature or kind, or for damages to or loss of property, whether caused by negligence or otherwise.

NO OTHER EXPRESS WARRANTIES

The Limited Warranty set forth herein constitutes the entire express warranty and representation of MaestroShield® with regard to its screen fabric products. This Limited Warranty shall be controlling over any conflicting terms and conditions of any purchase order, orders, contracts, or invoices both written and oral, that may be executed in connection with the purchase of MaestroShield® products. No representation or warranty made by any MaestroShield® distributor, dealer, agent, installer, or any type representative or employee shall be binding to MaestroShield® other than the terms set forth herein.

GENERAL FABRIC INFORMATION:

10* YEAR SCREEN FABRIC WARRANTY:

*Most fabric manufacturer's offer 10 year warranty on fabric(s). All fabric warranty claims are a pass-through warranty and are administered by the fabric manufacturer. Please contact fabric manufacturer for details on any warranty coverage information. MaestroShield assumes no responsibility for claims made on defective and/or malfunctioning fabrics either separately or as a component of screen assembly.

(On-Line Quoting & Ordering)

It's as easy as entering your measurements.

That's it.... It's that easy!



Meet TOM: "The On-line Maestro"

The **On-Line Maestro** (aka "T.O.M.") will take over and tell you just exactly what you need, price it for you, convert it to an order and create a Bill of Material, as well as cut sheet with accurate specifications for your fabricator. T.O.M. allows you to automate the sales and estimating process for all of our roll down shutters and exterior screens, from your computer, tablet, or smart phone anytime and anywhere there is a connection.

T.O.M. is a secure, web-based order management application designed for "all" the participants in the supply chain (Dealers, Fabricators, Distributors, etc.). Its flexible design is tailored towards any unique requirements including pricing. With the appropriate authorizations, information entered can flow either up or down the supply-chain. You customize your own settings. Call us to set up your account and password to save yourself numerous hours of work and effort, let T.O.M. do it for you!

Quotes will be automatically priced and discounted according to varying levels of price structures assigned, and appropriate Dealer will be prompt upon entered quotation. Quotes can be converted to orders, along with BOM and cut sheets if required. Quotes can be archived indefinitely for ease of researching historical data.

Features:

- > E-mail quotes in matter of seconds
- > Generate bills of material, pick lists, cut sheets
- > Create, place purchase orders
- > Much, much more, In addition to technical data at your fingertips

T.O.M. was designed with "you" in mind.

Give us a call, he'd love to meet you!

1-239-596-8883





MaestroShield[®]

Protection Like No Other

2141 Flint Drive, Florida 33916

Phone: +1.239.596.8883 • Fax: +1.239.596.8823

Toll Free: 1.866.549.0269

Technical Support: +1.239.206.9115

www.maestroshield.com