

# selectsteel

Handing Chart ..... 2  
 Nomenclature..... 3  
 Slab Only ..... 4

<p>PG. 5-7</p> <p>010 - Clear Vented (pg. 7)</p>	<p>PG. 8-9</p> <p>B_ - Blind Lites (White or Slate)</p>	<p>PG. 10</p> <p>E_ - External Grids</p>	<p>PG. 11</p> <p>IB - Internal Black</p>	<p>PG. 12</p> <p>IW - Internal White</p>	<p>PG. 13</p> <p>676 - Berkley Antique Patina Caming</p>	<p>PG. 14</p> <p>788 - Calandra Black Chrome Caming</p>	<p>PG. 15</p> <p>341 - Chelsea Antique Black Caming</p>
<p>PG. 16</p> <p>115 - Chord</p>	<p>PG. 17</p> <p>DOR - Dorian Black Aluminum Caming</p>	<p>PG. 18</p> <p>113 - Double Water</p>	<p>PG. 19</p> <p>328 - Element Antique Black Caming</p>	<p>PG. 20</p> <p>312 - Frontier Antique Black Caming</p>	<p>PG. 21</p> <p>517 - Georgian Platinum Caming</p>	<p>PG. 22</p> <p>686 - Kordella Antique Black Caming</p>	<p>PG. 23</p> <p>331 - Marco Antique Black Caming</p>
<p>PG. 24</p> <p>366 - Naples Antique Black Caming</p>	<p>PG. 25</p> <p>140 - Pearl</p>	<p>PG. 26</p> <p>664 - Prestige Black Chrome Caming</p>	<p>PG. 27</p> <p>RLE - Rain</p>	<p>PG. 28</p> <p>WTS - Waterside Black Chrome Caming</p>			

# Handing

## exterior **Outswing** door handing

single door

INTERIOR

EXTERIOR



Ext. Right-Hand Outswing

Ext. Left-Hand Outswing



double door

INTERIOR

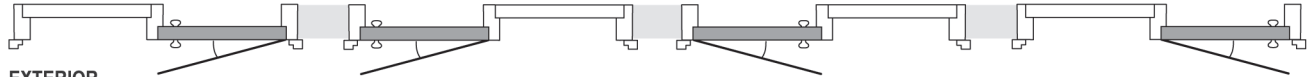
EXTERIOR



Ext. Right-Hand Active Outswing Double Door

Ext. Left-Hand Active Outswing Double Door

Single door with stationary sidelite



EXTERIOR

Left-Hand Outswing with stationary on Knob Side

Left-Hand Outswing with stationary on Hinge Side

Right-Hand Outswing with stationary on Knob Side

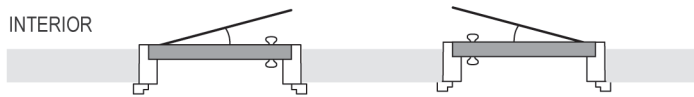
Right-Hand Outswing with stationary on Hinge Side

## exterior **Inswing** door handing

single door

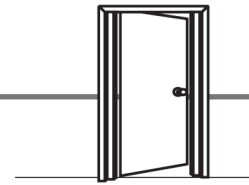
INTERIOR

EXTERIOR



Ext. Left-Hand Inswing


Ext. Right-Hand Inswing



double door

INTERIOR

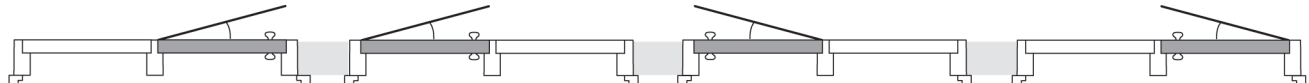
EXTERIOR



Ext. Left-Hand Active Inswing Double Door

Ext. Right-Hand Active Inswing Double Door

Single door with stationary sidelite



EXTERIOR

Left-Hand Inswing with stationary on Hinge Side

Left-Hand Inswing with stationary on Knob Side

Right-Hand Inswing with stationary on Hinge Side

Right-Hand Inswing with stationary on Knob Side

# SELECT STEEL Nomenclature

The below diagram indicates how to determine the correct letter/number combination for the door you are interested in pricing. Follow steps 1-7 to compile the sku for your door.

\*\* See the Stock Pre-Finish section for Pre-Finish White (PFW) Stock options

**HDFI - 217 - CLE** Door Detail example

1. The first letter references the door **Series**: Select Series Steel = **H**

2. The second letter references the door **Surface**: Steel = **D**

3. The third letter references the door **Embossment**:  
 Flush = **A** Flat Tapered = **F** Raised Traditional = **R** Raised Tapered = **T**

4. The fourth letter references the door **Layout**:

Select Steel (SMOOTH)

A	B	DW*	G	H	I	K	MW*	E	I	K	M	A
.	.	.	.	.	.	.	.	.	.	.	.	.

\* This door is only available in Stock Pre-Finish White

**HDFI - 217 - CLE** Glass Shape

5. The first series of 3 numbers reference the glass **Shape/Size**:

106 107 108 122 129 135 137 217 228 304\*\* 404 680 129 151 152 450 617 (8") (7")

\*\* This glass is only available in Stock Pre-Finish White

**HDFI - 217 - CLE** Glass Design

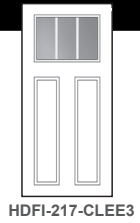
6. The last three numbers reference the **Glass Design**:

Berkley	676	Clear Low-E	<b>CLE</b>	Frontier	312	Naples	366
Calandra	788	Double Water	113	Georgian	517	Pearl	140
Chelsea	341	Dorian	DOR	Kordella	686	Prestige	664
Chord	115	Element	328	Marco	331	Rain	RLE
Clear	010					Waterside	WTS

**Grids & Blinds**

7. In some instances, the additional last two letters/numbers reference the **Grids & Blinds**:

White Blind/Internal White Grid	BG	External 4 Lite Grid	E4	Internal Grid White	IW
Tan Blind	BT	External 5 Lite Grid	E5	Internal Prairie Grid White	PW
White Blind	BW	External 6 Lite Grid	E6		
Slate Gray Blind	BS	External 9 Lite Grid	E9		
External 3 Lite Grid	E3	Internal Grid Black	IB		

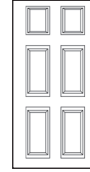



**Standard Prehung Configuration:** 4-9/16" Frame Saver® rot-proof primed exterior frame components with compression weatherstrip, satin brass ball-bearing hinges, Z-series inswing adjustable composite sill (available with Walnut or Oak finish), sill cover, applied rot-proof brickmould and single bore.

*\*Call for pricing on jamb width & other options for 2-0, 2-4, 2-6, 2-10, 3-6 wide*

Closer Panic Blocking



Closer Panic Blocking



2-8 & under are 2-3/8" backset.

		HDAA	HDAA-CHTG20	HDRB	HDRG	HDRG-CHTG20
Pre-Hung Unit	2-8 x 6-8	\$542.32	\$716.99	\$649.99	\$646.90	\$715.21
	3-0 x 6-8	\$542.32	\$716.99	\$649.99	\$646.90	\$715.21
Slab Only	2-8 x 6-8	\$331.98	\$486.58	\$439.65	\$436.56	\$484.81
	3-0 x 6-8	\$331.98	\$486.58	\$439.65	\$436.56	\$484.81

Dentil Available




		HDTH	HDFI	HDRK	HDRE
Pre-Hung Unit	2-8 x 6-8	\$642.09	\$680.69	\$649.99	\$649.99
	3-0 x 6-8	\$642.09	\$680.69	\$649.99	\$649.99
Slab Only	2-8 x 6-8	\$431.75	\$470.35	\$439.65	\$439.65
	3-0 x 6-8	\$431.75	\$470.35	\$439.65	\$439.65

Functioning double doors are recommended for use only in situations where weather related performance is not an issue.

**Standard Prehung Configuration:** 4-9/16" Frame Saver® rot-proof primed exterior frame components with compression weatherstrip, satin brass ball-bearing hinges, Z-series inswing adjustable composite sill (available with Walnut or Oak finish), sill cover, applied rot-proof brickmould and single bore.

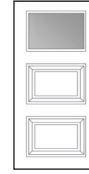
Clear 1/2"



Clear 1/2"



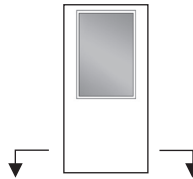
Dentil Available



2-8 & under are 2-3/8" backset.

		HDA A-680-010	HDRG-680-010	HDRG-228-010	HDFI-217-CLE	HDRE-217-CLE
Pre-Hung Unit	2-8 x 6-8	\$666.48	\$771.05	\$783.11	\$905.80	\$875.11
	3-0 x 6-8	\$666.48	\$771.05	\$783.11	\$905.80	\$875.11
Slab Only	2-8 x 6-8	\$456.14	\$560.71	\$572.77	\$695.46	\$664.76
	3-0 x 6-8	\$456.14	\$560.71	\$572.77	\$695.46	\$664.76

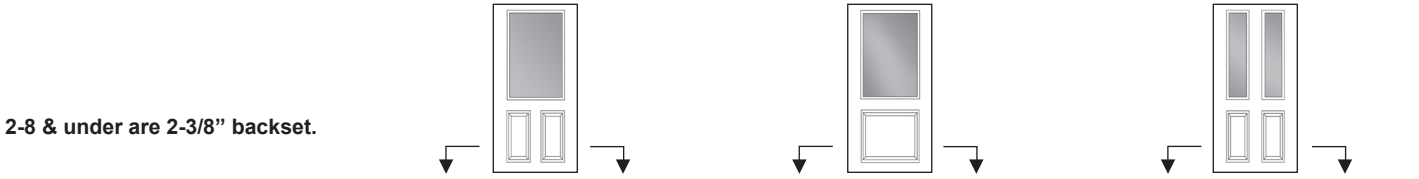
Clear 1/2"



		HDA A-108-010	HDA A-106-010	HDA A-106-CLE
Pre-Hung Unit	2-8 x 6-8	\$685.55	\$650.66	\$678.49
	3-0 x 6-8	\$685.55	\$650.66	\$678.49
Slab Only	2-8 x 6-8	\$475.21	\$440.32	\$468.15
	3-0 x 6-8	\$475.21	\$440.32	\$468.15

Functioning double doors are recommended for use only in situations where weather related performance is not an issue.

**Standard Prehung Configuration:** 4-9/16" Frame Saver® rot-proof primed exterior frame components with compression weatherstrip, satin brass ball-bearing hinges, Z-series inswing adjustable composite sill (available with Walnut or Oak finish), sill cover, applied rot-proof brickmould and single bore.



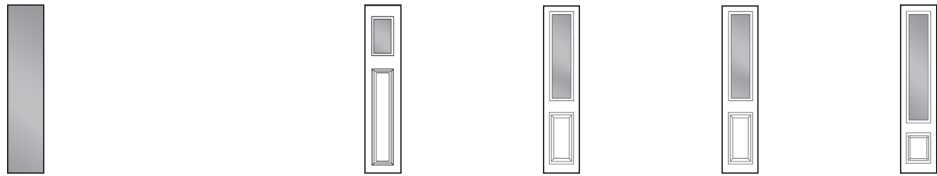
		HDRG-106-010	HDRG-106-CLE	HDRK-106-010	HDRK-106-CLE	HDRG-129-010	HDRG-129-CLE
<b>Pre-Hung Unit</b>	<b>2-8 x 6-8</b>	\$755.23	\$783.07	\$758.33	\$786.16	\$834.84	\$860.93
	<b>3-0 x 6-8</b>	\$755.23	\$783.07	\$758.33	\$786.16	\$834.84	\$860.93
<b>Slab Only</b>	<b>2-8 x 6-8</b>	\$544.89	\$572.72	\$547.99	\$575.82	\$624.50	\$650.59
	<b>3-0 x 6-8</b>	\$544.89	\$572.72	\$547.99	\$575.82	\$624.50	\$650.59



HDAA-122-CLE		
<b>Pre-Hung Unit</b>	<b>2-8 x 6-8</b>	\$736.06
	<b>3-0 x 6-8</b>	\$736.06
<b>Slab Only</b>	<b>2-8 x 6-8</b>	\$525.72
	<b>3-0 x 6-8</b>	\$525.72

## Sidelites

For pricing and more information on sidelites, please see Bayer Built Q or contact our Customer Service Department.



Steel	DS100E	HDFI-617-CLE	HDRK-129-010	HDRK-129-CLE	HDRM-450-CLE
-------	--------	--------------	--------------	--------------	--------------

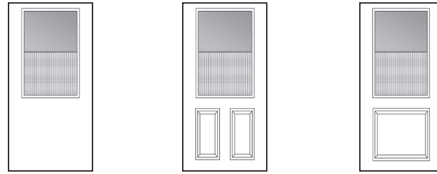


\*Coordinating Full Lite Sidelite for 217 Door Glass

Steel	HDAA-152-CLE	HDAA-152-010	*HDFA-151-CLE
-------	--------------	--------------	---------------

Functioning double doors are recommended for use only in situations where weather related performance is not an issue.

**Standard Prehung Configuration:** 4-9/16" Frame Saver® rot-proof primed exterior frame components with compression weatherstrip, satin brass ball-bearing hinges, Z-series inswing adjustable composite sill (available with Walnut or Oak finish), sill cover, applied rot-proof brickmould and single bore.



2-8 & under are 2-3/8" backset.


		HDA-106-VEN	HDRG-106-VEN	HDRK-106-VEN
Pre-Hung Unit	2-8 x 6-8	\$767.47	\$872.05	\$875.14
	3-0 x 6-8	\$767.47	\$872.05	\$875.14
Slab Only	2-8 x 6-8	\$557.13	\$661.71	\$664.80
	3-0 x 6-8	\$557.13	\$661.71	\$664.80

\*When ordering this door Pre-Finished, the vent lite surround will remain white.  
 Not recommended in applications where energy related performance is important.

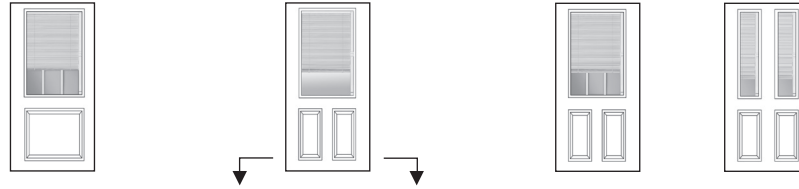
Functioning double doors are recommended for use only in situations where weather related performance is not an issue.

**Standard Prehung Configuration:** 4-9/16" Frame Saver® rot-proof primed exterior frame components with compression weatherstrip, satin brass ball-bearing hinges, Z-series inswing adjustable composite sill (available with Walnut or Oak finish), sill cover, applied rot-proof brickmould and single bore.

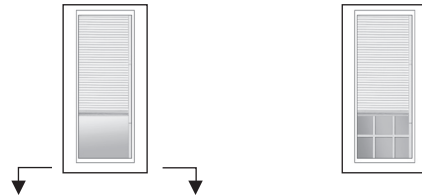
2-8 & under are 2-3/8" backset.



		HDA A-106-010BW	HDA A-106-010BS	HDA A-106-CLEBG	HDRK-106-010BW	HDRK-106-010BS
<b>Pre-Hung Unit</b>	<b>2-8 x 6-8</b>	\$873.73	\$898.26	\$1,041.03	\$981.40	\$1,005.93
	<b>3-0 x 6-8</b>	\$873.73	\$898.26	\$1,041.03	\$981.40	\$1,005.93
<b>Slab Only</b>	<b>2-8 x 6-8</b>	\$663.39	\$687.92	\$830.69	\$771.06	\$795.59
	<b>3-0 x 6-8</b>	\$663.39	\$687.92	\$830.69	\$771.06	\$795.59



		HDRK-106-CLEBG	HDRG-106-010BW	HDRG-106-010BS	HDRG-106-CLEBG	HDRG-129-010BW
<b>Pre-Hung Unit</b>	<b>2-8 x 6-8</b>	\$1,148.70	\$978.31	\$1,002.84	\$1,145.61	\$1,366.33
	<b>3-0 x 6-8</b>	\$1,148.70	\$978.31	\$1,002.84	\$1,145.61	\$1,366.33
<b>Slab Only</b>	<b>2-8 x 6-8</b>	\$938.36	\$767.97	\$792.50	\$935.27	\$1,155.99
	<b>3-0 x 6-8</b>	\$938.36	\$767.97	\$792.50	\$935.27	\$1,155.99

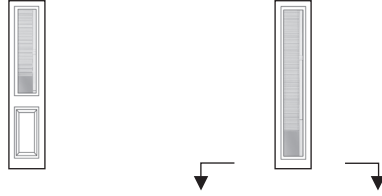


		HDA A-122-010BW	HDA A-122-010BS	HDA A-122-CLEBG
<b>Pre-Hung Unit</b>	<b>2-8 x 6-8</b>	\$974.76	\$999.26	\$1,204.30
	<b>3-0 x 6-8</b>	\$974.76	\$999.26	\$1,204.30
<b>Slab Only</b>	<b>2-8 x 6-8</b>	\$764.42	\$788.92	\$993.96
	<b>3-0 x 6-8</b>	\$764.42	\$788.92	\$993.96

Functioning double doors are recommended for use only in situations where weather related performance is not an issue.

**Sidelites**

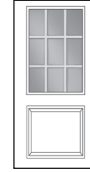

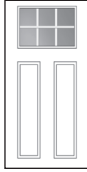
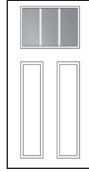
For pricing and more information on sidelites, please see Bayer Built Q or contact our Customer Service Department.



Steel	HDRK-129-010BW	HDAA-151-010BW	HDAA-151-010BS
-------	----------------	----------------	----------------

**Standard Prehung Configuration:** 4-9/16" Frame Saver® rot-proof primed exterior frame components with compression weatherstrip, satin brass ball-bearing hinges, Z-series inswing adjustable composite sill (available with Walnut or Oak finish), sill cover, applied rot-proof brickmould and single bore.

Dentil Available      Dentil Available



2-8 & under are 2-3/8" backset.

		HDFI-217-CLEE3	HDFI-217-CLEE6	HDAA-106-010E9	HDRG-106-010E9	HDRK-106-010E9
<b>Pre-Hung Unit</b>	<b>2-8 x 6-8</b>	\$926.10	\$929.00	\$668.84	\$773.42	\$776.51
	<b>3-0 x 6-8</b>	\$926.10	\$929.00	\$668.84	\$773.42	\$776.51
<b>Slab Only</b>	<b>2-8 x 6-8</b>	\$715.76	\$718.66	\$458.50	\$563.07	\$566.17
	<b>3-0 x 6-8</b>	\$715.76	\$718.66	\$458.50	\$563.07	\$566.17

Functioning double doors are recommended for use only in situations where weather related performance is not an issue.

**Standard Prehung Configuration:** 4-9/16" Frame Saver® rot-proof primed exterior frame components with compression weatherstrip, satin brass ball-bearing hinges, Z-series inswing adjustable composite sill (available with Walnut or Oak finish), sill cover, applied rot-proof brickmould and single bore.

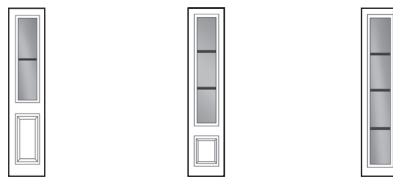


2-8 & under are 2-3/8" backset.

		HDA-106-010IB	HDRG-106-010IB	HDRK-106-010IB	HDRG-129-010IB	HDA-122-010IB
<b>Pre-Hung Unit</b>	<b>2-8 x 6-8</b>	\$729.81	\$834.39	\$837.48	\$970.66	\$798.08
	<b>3-0 x 6-8</b>	\$729.81	\$834.39	\$837.48	\$970.66	\$798.08
<b>Slab Only</b>	<b>2-8 x 6-8</b>	\$519.47	\$624.04	\$627.14	\$760.32	\$587.74
	<b>3-0 x 6-8</b>	\$519.47	\$624.04	\$627.14	\$760.32	\$587.74

**Sidelites**

For pricing and more information on sidelites, please see Bayer Built Q or contact our Customer Service Department.

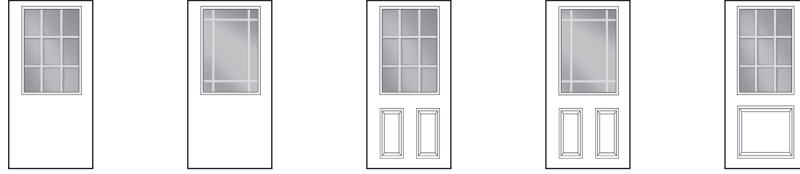


Steel	HDRK-129-010IB	HDRM-450-010IB	HDA-152-010IB
-------	----------------	----------------	---------------

Functioning double doors are recommended for use only in situations where weather related performance is not an issue.




**Standard Prehung Configuration:** 4-9/16" Frame Saver® rot-proof primed exterior frame components with compression weatherstrip, satin brass ball-bearing hinges, Z-series inswing adjustable composite sill (available with Walnut or Oak finish), sill cover, applied rot-proof brickmould and single bore.



2-8 & under are 2-3/8" backset.


		HDAA-106-010IW	HDAA-106-010PW	HDRG-106-010IW	HDRG-106-010PW	HDRK-106-010IW
Pre-Hung Unit	2-8 x 6-8	\$703.16	\$733.37	\$807.73	\$837.95	\$810.83
	3-0 x 6-8	\$703.16	\$733.37	\$807.73	\$837.95	\$810.83
Slab Only	2-8 x 6-8	\$492.82	\$523.03	\$597.39	\$627.61	\$600.49
	3-0 x 6-8	\$492.82	\$523.03	\$597.39	\$627.61	\$600.49



		HDRK-106-010PW	HDRG-129-010IW	HDRG-129-010PW	HDAA-122-010IW	HDAA-122-010PW
Pre-Hung Unit	2-8 x 6-8	\$841.04	\$932.98	\$1,020.54	\$779.01	\$822.79
	3-0 x 6-8	\$841.04	\$932.98	\$1,020.54	\$779.01	\$822.79
Slab Only	2-8 x 6-8	\$630.70	\$722.64	\$810.20	\$568.67	\$612.45
	3-0 x 6-8	\$630.70	\$722.64	\$810.20	\$568.67	\$612.45

**Sidelites**

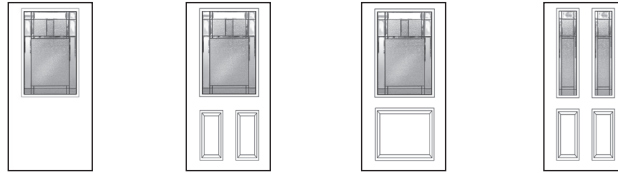
For pricing and more information on sidelites, please see Bayer Built Q or contact our Customer Service Department.



Steel	DS5LIE	HDRK-129-010IW	HDRK-129-010PW	HDAA-152-010IW	HDAA-152-010PW
-------	--------	----------------	----------------	----------------	----------------

Functioning double doors are recommended for use only in situations where weather related performance is not an issue.

**Standard Prehung Configuration:** 4-9/16" Frame Saver® rot-proof primed exterior frame components with compression weatherstrip, satin brass ball-bearing hinges, Z-series inswing adjustable composite sill (available with Walnut or Oak finish), sill cover, applied rot-proof brickmould and single bore.

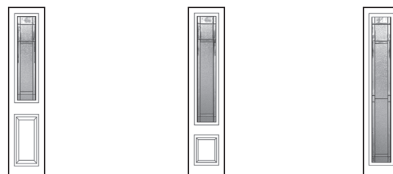


2-8 & under are 2-3/8" backset.

		HDA-106-676	HDRG-106-676	HDRK-106-676	HDRG-129-676
Pre-Hung Unit	2-8 x 6-8	\$1,291.33	\$1,395.90	\$1,399.00	\$1,719.41
	3-0 x 6-8	\$1,291.33	\$1,395.90	\$1,399.00	\$1,719.41
Slab Only	2-8 x 6-8	\$1,080.99	\$1,185.56	\$1,188.66	\$1,509.07
	3-0 x 6-8	\$1,080.99	\$1,185.56	\$1,188.66	\$1,509.07

**Sidelites**

For pricing and more information on sidelites, please see Bayer Built Q or contact our Customer Service Department.



Steel	HDRK-129-676	HDRM-450-676	HDA-152-676
-------	--------------	--------------	-------------

Functioning double doors are recommended for use only in situations where weather related performance is not an issue.

**Standard Prehung Configuration:** 4-9/16" Frame Saver® rot-proof primed exterior frame components with compression weatherstrip, satin brass ball-bearing hinges, Z-series inswing adjustable composite sill (available with Walnut or Oak finish), sill cover, applied rot-proof brickmould and single bore.




2-8 & under are 2-3/8" backset.

**HDAA-122-788**

<b>Pre-Hung Unit</b>	<b>2-8 x 6-8</b>	\$1,999.31
	<b>3-0 x 6-8</b>	\$1,999.31
<b>Slab Only</b>	<b>2-8 x 6-8</b>	\$1,788.97
	<b>3-0 x 6-8</b>	\$1,788.97

**Sidelites**

For pricing and more information on sidelites, please see Bayer Built Q or contact our Customer Service Department.



Steel

**HDRM-450-788 HDAA-152-788**

Functioning double doors are recommended for use only in situations where weather related performance is not an issue.

**Standard Prehung Configuration:** 4-9/16" Frame Saver® rot-proof primed exterior frame components with compression weatherstrip, satin brass ball-bearing hinges, Z-series inswing adjustable composite sill (available with Walnut or Oak finish), sill cover, applied rot-proof brickmould and single bore.



2-8 & under are 2-3/8" backset.

**HDA-122-341**

<b>Pre-Hung Unit</b>	<b>2-8 x 6-8</b>	\$2,080.30
	<b>3-0 x 6-8</b>	\$2,080.30
<b>Slab Only</b>	<b>2-8 x 6-8</b>	\$1,869.96
	<b>3-0 x 6-8</b>	\$1,869.96

**Sidelites**

For pricing and more information on sidelites, please see Bayer Built Q or contact our Customer Service Department.




Steel	<b>HDRM-450-341</b>	<b>HDA-152-341</b>
-------	---------------------	--------------------

Functioning double doors are recommended for use only in situations where weather related performance is not an issue.



**Standard Prehung Configuration:** 4-9/16" Frame Saver® rot-proof primed exterior frame components with compression weatherstrip, satin brass ball-bearing hinges, Z-series inswing adjustable composite sill (available with Walnut or Oak finish), sill cover, applied rot-proof brickmould and single bore.

Dentil Available



2-8 & under are 2-3/8" backset.

**HDRG-228-115    HDFI-217-115    HDRE-217-115    HDAA-106-115**

Pre-Hung Unit	2-8 x 6-8	\$880.25	\$1,017.82	\$987.13	\$954.74
	3-0 x 6-8	\$880.25	\$1,017.82	\$987.13	\$954.74
Slab Only	2-8 x 6-8	\$669.91	\$807.48	\$776.79	\$744.39
	3-0 x 6-8	\$669.91	\$807.48	\$776.79	\$744.39



**HDRG-106-115    HDRK-106-115    HDRG-129-115    HDAA-122-115**

<b>Pre-Hung Unit</b>	<b>2-8 x 6-8</b>	\$1,059.31	\$1,062.41	\$1,130.63	\$1,290.63
	3-0 x 6-8	\$1,059.31	\$1,062.41	\$1,130.63	\$1,290.63
<b>Slab Only</b>	<b>2-8 x 6-8</b>	\$848.97	\$852.06	\$920.29	\$1,080.29
	3-0 x 6-8	\$848.97	\$852.06	\$920.29	\$1,080.29

**Sidelites**

For pricing and more information on sidelites, please see Bayer Built Q or contact our Customer Service Department.

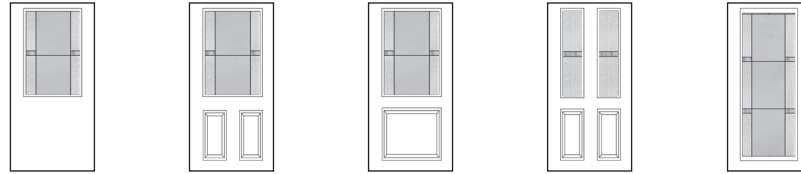


\*Coordinating Full Lite Sidelite for 217 Door Glass

Steel	<b>HDFI-617-115</b>	<b>HDRK-129-115</b>	<b>HDRM-450-115</b>	<b>HDAA-152-115</b>	<b>*HDFA-151-115</b>
-------	---------------------	---------------------	---------------------	---------------------	----------------------

Functioning double doors are recommended for use only in situations where weather related performance is not an issue.

**Standard Prehung Configuration:** 4-9/16" Frame Saver® rot-proof primed exterior frame components with compression weatherstrip, satin brass ball-bearing hinges, Z-series inswing adjustable composite sill (available with Walnut or Oak finish), sill cover, applied rot-proof brickmould and single bore.

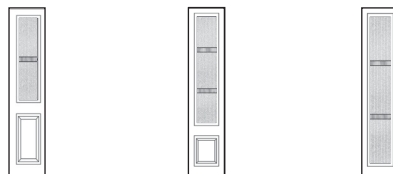


2-8 & under are 2-3/8" backset.

		HDA A-106-DOR	HDRG-106-DOR	HDRK-106-DOR	HDRG-129-DOR	HDA A-122-DOR
<b>Pre-Hung Unit</b>	<b>2-8 x 6-8</b>	\$1,128.56	\$1,233.14	\$1,236.23	\$1,316.33	\$1,538.51
	<b>3-0 x 6-8</b>	\$1,128.56	\$1,233.14	\$1,236.23	\$1,316.33	\$1,538.51
<b>Slab Only</b>	<b>2-8 x 6-8</b>	\$918.22	\$1,022.80	\$1,025.89	\$1,105.98	\$1,328.17
	<b>3-0 x 6-8</b>	\$918.22	\$1,022.80	\$1,025.89	\$1,105.98	\$1,328.17

**Sidelites**

For pricing and more information on sidelites, please see Bayer Built Q or contact our Customer Service Department.

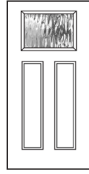


Steel	HDRK-129-DOR	HDRM-450-DOR	HDA A-151-DOR
-------	--------------	--------------	---------------

Functioning double doors are recommended for use only in situations where weather related performance is not an issue.

**Standard Prehung Configuration:** 4-9/16" Frame Saver® rot-proof primed exterior frame components with compression weatherstrip, satin brass ball-bearing hinges, Z-series inswing adjustable composite sill (available with Walnut or Oak finish), sill cover, applied rot-proof brickmould and single bore.

Dentil Available

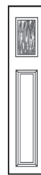


2-8 & under are 2-3/8" backset.

		HDFI-217-113	HDRE-217-113	HDAA-106-113	HDRG-106-113	HDRK-106-113	HDRG-129-113
Pre-Hung Unit	2-8 x 6-8	\$1,017.82	\$987.13	\$954.74	\$1,059.31	\$1,062.41	\$1,130.63
	3-0 x 6-8	\$1,017.82	\$987.13	\$954.74	\$1,059.31	\$1,062.41	\$1,130.63
Slab Only	2-8 x 6-8	\$807.48	\$776.79	\$744.39	\$848.97	\$852.06	\$920.29
	3-0 x 6-8	\$807.48	\$776.79	\$744.39	\$848.97	\$852.06	\$920.29

**Sidelites**

For pricing and more information on sidelites, please see Bayer Built Q or contact our Customer Service Department.



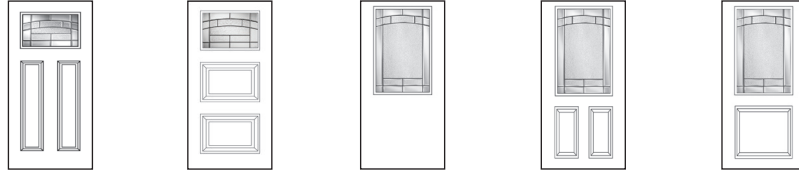
\*Coordinating Full Lite Sidelite for 217 Door Glass

Steel	HDFI-617-113	HDRK-129-113	*HDFI-151-113
-------	--------------	--------------	---------------

Functioning double doors are recommended for use only in situations where weather related performance is not an issue.

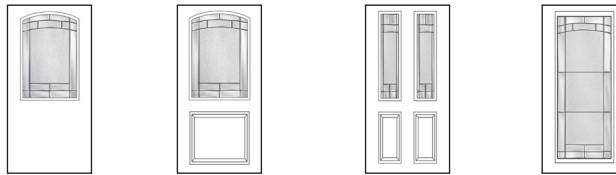
**Standard Prehung Configuration:** 4-9/16" Frame Saver® rot-proof primed exterior frame components with compression weatherstrip, satin brass ball-bearing hinges, Z-series inswing adjustable composite sill (available with Walnut or Oak finish), sill cover, applied rot-proof brickmould and single bore.

Dentil Available



2-8 & under are 2-3/8" backset.

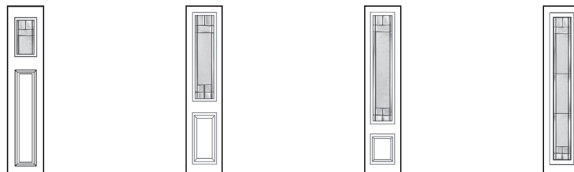
		HDFI-217-328	HDRE-217-328	HDAA-106-328	HDRG-106-328	HDRK-106-328
Pre-Hung Unit	2-8 x 6-8	\$1,280.29	\$1,249.59	\$1,122.31	\$1,226.89	\$1,229.98
	3-0 x 6-8	\$1,280.29	\$1,249.59	\$1,122.31	\$1,226.89	\$1,229.98
Slab Only	2-8 x 6-8	\$1,069.95	\$1,039.25	\$911.97	\$1,016.54	\$1,019.64
	3-0 x 6-8	\$1,069.95	\$1,039.25	\$911.97	\$1,016.54	\$1,019.64



		HDAA-107-328	HDRB-107-328	HDRG-129-328	HDAA-122-328
Pre-Hung Unit	2-8 x 6-8	\$1,150.73	\$1,258.40	\$1,343.38	\$1,719.95
	3-0 x 6-8	\$1,150.73	\$1,258.40	\$1,343.38	\$1,719.95
Slab Only	2-8 x 6-8	\$940.39	\$1,048.06	\$1,133.04	\$1,509.61
	3-0 x 6-8	\$940.39	\$1,048.06	\$1,133.04	\$1,509.61

**Sidelites**

For pricing and more information on sidelites, please see Bayer Built Q or contact our Customer Service Department.

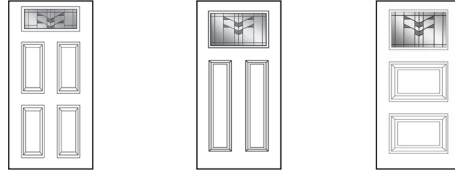


Steel	HDFI-617-328	HDRK-129-328	HDRM-450-328	HDAA-152-328
-------	--------------	--------------	--------------	--------------

Functioning double doors are recommended for use only in situations where weather related performance is not an issue.


**Standard Prehung Configuration:** 4-9/16" Frame Saver® rot-proof primed exterior frame components with compression weatherstrip, satin brass ball-bearing hinges, Z-series inswing adjustable composite sill (available with Walnut or Oak finish), sill cover, applied rot-proof brickmould and single bore.

Dentil Available



2-8 & under are 2-3/8" backset.

		HDRG-228-312	HDFI-217-312	HDRE-217-312
<b>Pre-Hung Unit</b>	<b>2-8 x 6-8</b>	\$1,189.63	\$1,337.32	\$1,306.63
	<b>3-0 x 6-8</b>	\$1,189.63	\$1,337.32	\$1,306.63
<b>Slab Only</b>	<b>2-8 x 6-8</b>	\$979.29	\$1,126.98	\$1,096.29
	<b>3-0 x 6-8</b>	\$979.29	\$1,126.98	\$1,096.29



2-8 & under are 2-3/8" backset.

		HDAA-106-312	HDRG-106-312	HDRK-106-312	HDRG-129-312
<b>Pre-Hung Unit</b>	<b>2-8 x 6-8</b>	\$1,223.39	\$1,327.96	\$1,331.06	\$1,456.31
	<b>3-0 x 6-8</b>	\$1,223.39	\$1,327.96	\$1,331.06	\$1,456.31
<b>Slab Only</b>	<b>2-8 x 6-8</b>	\$1,013.04	\$1,117.62	\$1,120.71	\$1,245.97
	<b>3-0 x 6-8</b>	\$1,013.04	\$1,117.62	\$1,120.71	\$1,245.97

**Sidelites**


For pricing and more information on sidelites, please see Bayer Built Q or contact our Customer Service Department.



Steel	HDRK-129-312	HDRM-450-312	HDAA-152-312
-------	--------------	--------------	--------------

Functioning double doors are recommended for use only in situations where weather related performance is not an issue.

**Standard Prehung Configuration:** 4-9/16" Frame Saver® rot-proof primed exterior frame components with compression weatherstrip, satin brass ball-bearing hinges, Z-series inswing adjustable composite sill (available with Walnut or Oak finish), sill cover, applied rot-proof brickmould and single bore.



2-8 & under are 2-3/8" backset.

		HDA-106-517	HDRG-106-517	HDRK-106-517	HDRG-129-517
<b>Pre-Hung Unit</b>	<b>2-8 x 6-8</b>	\$977.05	\$1,081.63	\$1,084.72	\$1,305.81
	<b>3-0 x 6-8</b>	\$977.05	\$1,081.63	\$1,084.72	\$1,305.81
<b>Slab Only</b>	<b>2-8 x 6-8</b>	\$766.71	\$871.29	\$874.38	\$1,095.47
	<b>3-0 x 6-8</b>	\$766.71	\$871.29	\$874.38	\$1,095.47

**Sidelites**

For pricing and more information on sidelites, please see Bayer Built Q or contact our Customer Service Department.



Steel	HDRK-129-517	HDRM-450-517	HDA-152-517
-------	--------------	--------------	-------------

Functioning double doors are recommended for use only in situations where weather related performance is not an issue.

**Standard Prehung Configuration:** 4-9/16" Frame Saver® rot-proof primed exterior frame components with compression weatherstrip, satin brass ball-bearing hinges, Z-series inswing adjustable composite sill (available with Walnut or Oak finish), sill cover, applied rot-proof brickmould and single bore.



2-8 & under are 2-3/8" backset.

		HDA-106-686	HDRG-106-686	HDRK-106-686	HDA-122-686
<b>Pre-Hung Unit</b>	<b>2-8 x 6-8</b>	\$1,294.65	\$1,399.22	\$1,402.32	\$1,785.14
	<b>3-0 x 6-8</b>	\$1,294.65	\$1,399.22	\$1,402.32	\$1,785.14
<b>Slab Only</b>	<b>2-8 x 6-8</b>	\$1,084.30	\$1,188.88	\$1,191.97	\$1,574.80
	<b>3-0 x 6-8</b>	\$1,084.30	\$1,188.88	\$1,191.97	\$1,574.80

**Sidelites**

For pricing and more information on sidelites, please see Bayer Built Q or contact our Customer Service Department.

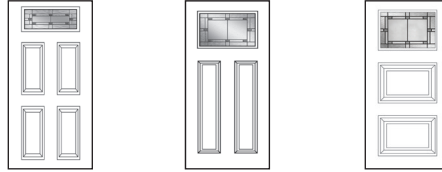


Steel	HDRM-450-686	HDA-152-686
-------	--------------	-------------

Functioning double doors are recommended for use only in situations where weather related performance is not an issue.

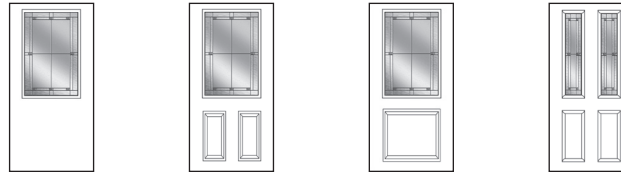
**Standard Prehung Configuration:** 4-9/16" Frame Saver® rot-proof primed exterior frame components with compression weatherstrip, satin brass ball-bearing hinges, Z-series inswing adjustable composite sill (available with Walnut or Oak finish), sill cover, applied rot-proof brickmould and single bore.

Dentil Available



2-8 & under are 2-3/8" backset.

		HDRG-228-331	HDFI-217-331	HDRE-217-331
Pre-Hung Unit	2-8 x 6-8	\$1,163.15	\$1,308.88	\$1,278.18
	3-0 x 6-8	\$1,163.15	\$1,308.88	\$1,278.18
Slab Only	2-8 x 6-8	\$952.81	\$1,098.54	\$1,067.84
	3-0 x 6-8	\$952.81	\$1,098.54	\$1,067.84




2-8 & under are 2-3/8" backset.

		HDAA-106-331	HDRG-106-331	HDRK-106-331	HDRG-129-331
Pre-Hung Unit	2-8 x 6-8	\$1,192.91	\$1,297.49	\$1,300.58	\$1,419.54
	3-0 x 6-8	\$1,192.91	\$1,297.49	\$1,300.58	\$1,419.54
Slab Only	2-8 x 6-8	\$982.57	\$1,087.15	\$1,090.24	\$1,209.20
	3-0 x 6-8	\$982.57	\$1,087.15	\$1,090.24	\$1,209.20

**Sidelites**

For pricing and more information on sidelites, please see Bayer Built Q or contact our Customer Service Department.

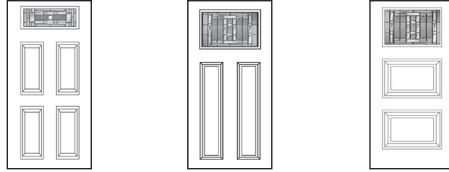


Steel	HDFI-617-331	HDRK-129-331	HDRM-450-331	HDAA-152-331
-------	--------------	--------------	--------------	--------------

Functioning double doors are recommended for use only in situations where weather related performance is not an issue.

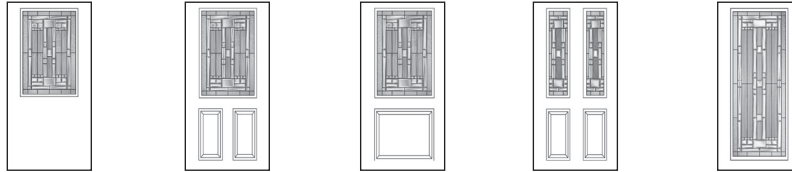
**Standard Prehung Configuration:** 4-9/16" Frame Saver® rot-proof primed exterior frame components with compression weatherstrip, satin brass ball-bearing hinges, Z-series inswing adjustable composite sill (available with Walnut or Oak finish), sill cover, applied rot-proof brickmould and single bore.

Dentil Available



2-8 & under are 2-3/8" backset.

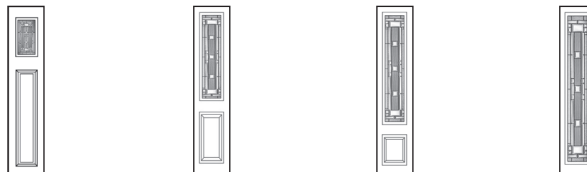
		HDRG-228-366	HDFI-217-366	HDRE-217-366
<b>Pre-Hung Unit</b>	<b>2-8 x 6-8</b>	\$1,173.30	\$1,329.23	\$1,298.53
	<b>3-0 x 6-8</b>	\$1,173.30	\$1,329.23	\$1,298.53
<b>Slab Only</b>	<b>2-8 x 6-8</b>	\$962.96	\$1,118.89	\$1,088.19
	<b>3-0 x 6-8</b>	\$962.96	\$1,118.89	\$1,088.19



		HDAA-106-366	HDRG-106-366	HDRK-106-366	HDRG-129-366	HDAA-122-366
<b>Pre-Hung Unit</b>	<b>2-8 x 6-8</b>	\$1,262.12	\$1,366.70	\$1,369.79	\$1,419.54	\$1,711.86
	<b>3-0 x 6-8</b>	\$1,262.12	\$1,366.70	\$1,369.79	\$1,419.54	\$1,711.86
<b>Slab Only</b>	<b>2-8 x 6-8</b>	\$1,051.78	\$1,156.36	\$1,159.45	\$1,209.20	\$1,501.52
	<b>3-0 x 6-8</b>	\$1,051.78	\$1,156.36	\$1,159.45	\$1,209.20	\$1,501.52

**Sidelites**

For pricing and more information on sidelites, please see Bayer Built Q or contact our Customer Service Department.

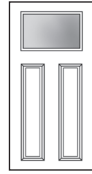


Steel	HDFI-617-366	HDRK-129-366	HDRM-450-366	HDAA-152-366
-------	--------------	--------------	--------------	--------------

Functioning double doors are recommended for use only in situations where weather related performance is not an issue.

**Standard Prehung Configuration:** 4-9/16" Frame Saver® rot-proof primed exterior frame components with compression weatherstrip, satin brass ball-bearing hinges, Z-series inswing adjustable composite sill (available with Walnut or Oak finish), sill cover, applied rot-proof brickmould and single bore.

Dentil Available



2-8 & under are 2-3/8" backset.

		HDFI-217-140	HDRE-217-140	HDAA-106-140	HDRG-106-140	HDRK-106-140	HDRG-129-140
Pre-Hung Unit	2-8 x 6-8	\$1,017.82	\$987.13	\$954.74	\$1,059.31	\$1,062.41	\$1,130.63
	3-0 x 6-8	\$1,017.82	\$987.13	\$954.74	\$1,059.31	\$1,062.41	\$1,130.63
Slab Only	2-8 x 6-8	\$807.48	\$776.79	\$744.39	\$848.97	\$852.06	\$920.29
	3-0 x 6-8	\$807.48	\$776.79	\$744.39	\$848.97	\$852.06	\$920.29

**Sidelites**

For pricing and more information on sidelites, please see Bayer Built Q or contact our Customer Service Department.




\*Coordinating Full Lite  
Sidelite for  
217 Door Glass

Steel	HDFI-617-140	HDRK-129-140	*HDFA-151-140
-------	--------------	--------------	---------------

Functioning double doors are recommended for use only in situations where weather related performance is not an issue.

**Standard Prehung Configuration:** 4-9/16" Frame Saver® rot-proof primed exterior frame components with compression weatherstrip, satin brass ball-bearing hinges, Z-series inswing adjustable composite sill (available with Walnut or Oak finish), sill cover, applied rot-proof brickmould and single bore.



2-8 & under are 2-3/8" backset.

		HDAA-106-664	HDRG-106-664	HDRK-106-664	HDRG-129-664
Pre-Hung Unit	2-8 x 6-8	\$1,376.19	\$1,480.77	\$1,483.86	\$1,740.64
	3-0 x 6-8	\$1,376.19	\$1,480.77	\$1,483.86	\$1,740.64
Slab Only	2-8 x 6-8	\$1,165.85	\$1,270.43	\$1,273.52	\$1,530.30
	3-0 x 6-8	\$1,165.85	\$1,270.43	\$1,273.52	\$1,530.30

**Sidelites**

For pricing and more information on sidelites, please see Bayer Built Q or contact our Customer Service Department.



Steel	HDRK-129-664	HDRM-450-664	HDAA-152-664
-------	--------------	--------------	--------------

Functioning double doors are recommended for use only in situations where weather related performance is not an issue.

**Standard Prehung Configuration:** 4-9/16" Frame Saver® rot-proof primed exterior frame components with compression weatherstrip, satin brass ball-bearing hinges, Z-series inswing adjustable composite sill (available with Walnut or Oak finish), sill cover, applied rot-proof brickmould and single bore.




2-8 & under are 2-3/8" backset.

		HDA-106-RLE	HDRG-106-RLE	HDRK-106-RLE	HDRG-129-RLE	HDA-122-RLE
Pre-Hung Unit	2-8 x 6-8	\$748.43	\$853.01	\$856.10	\$929.25	\$929.85
	3-0 x 6-8	\$748.43	\$853.01	\$856.10	\$929.25	\$929.85
Slab Only	2-8 x 6-8	\$538.09	\$642.67	\$645.76	\$718.91	\$719.51
	3-0 x 6-8	\$538.09	\$642.67	\$645.76	\$718.91	\$719.51

**Sidelites**

For pricing and more information on sidelites, please see Bayer Built Q or contact our Customer Service Department.



Steel	HDRK-129-RLE	HDRM-450-RLE	HDA-152-RLE
-------	--------------	--------------	-------------

Functioning double doors are recommended for use only in situations where weather related performance is not an issue.

**Standard Prehung Configuration:** 4-9/16" Frame Saver® rot-proof primed exterior frame components with compression weatherstrip, satin brass ball-bearing hinges, Z-series inswing adjustable composite sill (available with Walnut or Oak finish), sill cover, applied rot-proof brickmould and single bore.

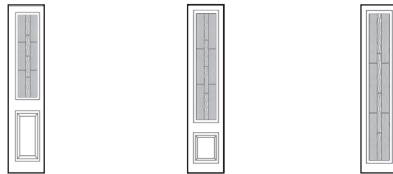


2-8 & under are 2-3/8" backset.

		HDA A-106-WTS	HDRG-106-WTS	HDRK-106-WTS	HDRG-129-WTS	HDA A-122-WTS
<b>Pre-Hung Unit</b>	<b>2-8 x 6-8</b>	\$1,409.23	\$1,513.81	\$1,516.90	\$1,430.29	\$1,832.31
	<b>3-0 x 6-8</b>	\$1,409.23	\$1,513.81	\$1,516.90	\$1,430.29	\$1,832.31
<b>Slab Only</b>	<b>2-8 x 6-8</b>	\$1,198.89	\$1,303.47	\$1,306.56	\$1,219.94	\$1,621.97
	<b>3-0 x 6-8</b>	\$1,198.89	\$1,303.47	\$1,306.56	\$1,219.94	\$1,621.97

**Sidelites**

For pricing and more information on sidelites, please see Bayer Built Q or contact our Customer Service Department.



Steel	HDRK-129-WTS	HDRM-450-WTS	HDA A-152-WTS
-------	--------------	--------------	---------------

Functioning double doors are recommended for use only in situations where weather related performance is not an issue.