

stockpre-finish

Handing Chart..... 2
Nomenclature..... 3-5
Slab Only..... 6

<p>PG. 7-10</p> <p>010 - Clear CLE - Clear Low-E Perspective (pg. 10)</p>	<p>PG. 12</p> <p>B_ - Blind Lites (White or Slate Gray)</p>	<p>PG. 13</p> <p>E_ - External Grids</p>	<p>PG. 14</p> <p>IB - Internal Black</p>	<p>PG. 16-17</p> <p>IW/PW - Internal White</p>	<p>PG. 18</p> <p>676 - Berkley Antique Patina Caming</p>	<p>PG. 19</p> <p>788 - Calandra Black Chrome Caming</p>	<p>PG. 20</p> <p>341 - Chelsea Antique Black Caming</p>
<p>PG. 21</p> <p>115 - Chord</p>	<p>PG. 22</p> <p>DOR - Dorian Black Aluminum Caming</p>	<p>PG. 23</p> <p>113 - Double Water</p>	<p>PG. 24-25</p> <p>328 - Element Antique Black Caming</p>	<p>PG. 26</p> <p>312 - Frontier Antique Black Caming</p>	<p>PG. 27</p> <p>517 - Georgian Platinum Caming</p>	<p>PG. 28</p> <p>686 - Kordella Antique Black Caming</p>	<p>PG. 29</p> <p>331 - Marco Antique Black Caming</p>
<p>PG. 30</p> <p>366 - Naples Antique Black Caming</p>	<p>PG. 31</p> <p>140 - Pearl</p>	<p>PG. 32</p> <p>664 - Prestige Black Chrome Caming</p>	<p>PG. 33</p> <p>RLE - Rain</p>	<p>PG. 34</p> <p>WTS - Waterside Black Chrome Caming</p>			

Handing

exterior **Outswing** door handing

single door

INTERIOR

EXTERIOR



Ext. Right-Hand Outswing

Ext. Left-Hand Outswing



double door

INTERIOR

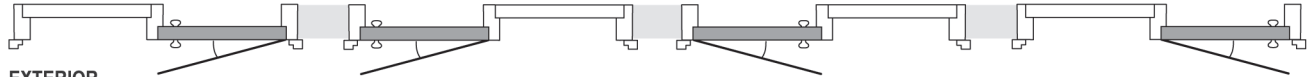
EXTERIOR



Ext. Right-Hand Active Outswing
Double Door

Ext. Left-Hand Active Outswing
Double Door

Single door with stationary sidelite



EXTERIOR

Left-Hand Outswing
with stationary on Knob Side

Left-Hand Outswing
with stationary on Hinge Side

Right-Hand Outswing
with stationary on Knob Side

Right-Hand Outswing
with stationary on Hinge Side

exterior **Inswing** door handing

single door

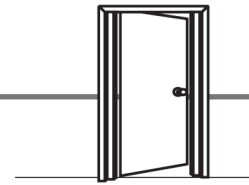
INTERIOR

EXTERIOR



Ext. Left-Hand Inswing


Ext. Right-Hand Inswing



double door

INTERIOR

EXTERIOR



Ext. Left-Hand Active Inswing
Double Door

Ext. Right-Hand Active Inswing
Double Door

Single door with stationary sidelite



EXTERIOR

Left-Hand Inswing
with stationary on Hinge Side

Left-Hand Inswing
with stationary on Knob Side

Right-Hand Inswing
with stationary on Hinge Side

Right-Hand Inswing
with stationary on Knob Side



THIS PAGE INTENTIONALLY LEFT BLANK

STOCK PRE-FINISH Nomenclature

The below diagram indicates how to determine the correct letter/number combination for the door you are interested in pricing. Follow steps 1-7 to compile the sku for your door.

*See page 10 for Perspective flush glazed fiberglass door option.

SBRGP - 106 - 328 **Door Detail** example 

1. The first two letters reference the door **Series & Surface**:

Summit Series - **Brushed Smooth** Fiberglass = **SB**

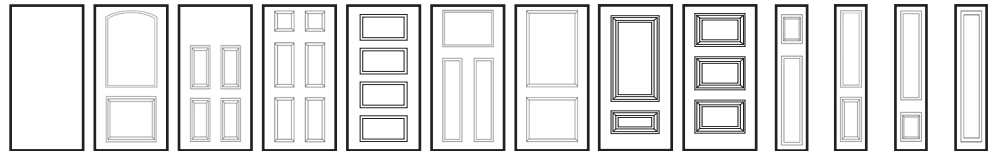
Select Series - **Steel** = **HD**

SBRGP-106-328

2. The third letter references the door **Embossment**:

Flush = **A** Flat Tapered = **F** Raised Traditional = **R** Raised Tapered = **T**

3. The fourth & fifth* letter references the door **Layout**:



G

	A	B	DW*	G	H	I	K	MW*	E	I	K	M	A
Select Steel (SMOOTH)
Summit Fiberglass (BRUSHED SMOOTH)					

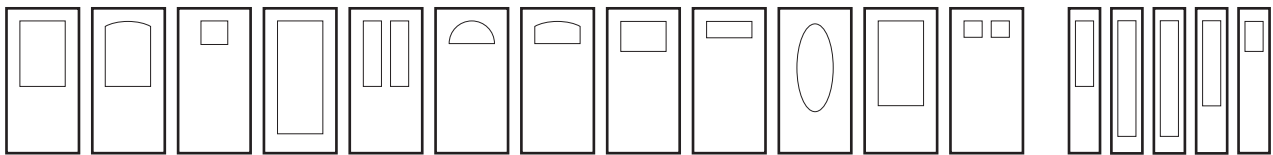
* This door is only available in Stock Pre-Finish White

4. The fifth letter indicates the door is **Pre-Finished**:

Pure White = **P** Arctic White = **W**

SBRGP- 106 - 328 **Glass Shape**

5. The first series of 3 numbers reference the glass **Shape/Size**:



106 107 108 122 129 135 137 217 228 304** 404 680 129 151 152 450 617
(8") (7")

** This glass is only available in Stock Pre-Finish White



SBRGP - 106 - 328 **Glass Design**

6. The last three numbers reference the **Glass Design**:

Berkley	676	Clear Low-E	CLE	Frontier	312	Prestige	664
Calandra	788	Dorian	DOR	Georgian	517	Rain	RLE
Chelsea	341	Double Water	113	Kordella	686	Waterside	WTS
Chord	115			Marco	331		
Clear	010	Element	328	Naples	366		
				Pearl	140		

Grids & Blinds

7. In some instances, the additional last two letters/numbers reference the **Grids & Blinds**:

White Blind/Internal White Grid	BG	External 6 Lite Grid	E6
Slate Gray Blind	BS	External 9 Lite Grid	E9
White Blind	BW	Internal Grid Black	IB
External 3 Lite Grid	E3	Internal Grid White	IW
External 4 Lite Grid	E4	Internal Prairie Grid White	PW
External 5 Lite Grid	E5		

Standard Pre-Hung Configuration: 4-9/16" FrameSaver® rot-proof primed exterior frame components with compression weatherstrip, satin brass ball-bearing hinges, Z-series inswing adjustable composite sill (available with Walnut or Oak finish), sill cover, applied rot-proof brickmould and single bore.

20-Minute Standard Frame Configuration:

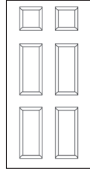
4-9/16" Framesaver rot-proof primed exterior frame with 20-Minute metal label, Q-Lon Fire Rated weatherstrip, Z-series adjustable composite sill, one satin brass ball bearing hinge, two satin brass spring hinges and applied brickmould. The door also has a 20-Minute metal label.

**Standard on all stock
Pre-Finished white doors**

- Steel Slabs - Painted 100 Arctic White
- Fiberglass Slabs - Painted 099 Pure White
- Primed Exterior Frame
- Adjustable Hinge Plate (steel only)



Select
Steel



Select
Steel

Summit
Brushed Smooth



Summit
Brushed Smooth


2-8 & under are 2-3/8" backset.

		HDAAW	HDRGW	SBRGP	SBRKP
Pre-Hung Unit	2-8 x 6-8	\$795.46	\$802.62	---	---
	3-0 x 6-8	\$795.46	\$802.62	\$1,094.22	\$1,094.22
Slab Only	2-8 x 6-8	\$585.12	\$592.28	---	---
	3-0 x 6-8	\$585.12	\$592.28	\$883.88	\$883.88

<i>20-Minute Rated</i>		HDAAW-HTG20	HDRGW-HTG20	SBRKP-HTG20	
Pre-Hung Unit	2-8 x 6-8	\$821.53	\$828.70	---	---
	3-0 x 6-8	\$821.53	\$828.70	---	\$1,366.53



Select
Steel



Select
Steel

Adjustable Hinge
Plate not available
on a HDFIW



Select
Steel

Summit
Brushed Smooth

		HDTHW	HDRMW	HDFIW	SBFIP
Pre-Hung Unit	2-8 x 6-8	\$863.32	\$820.48	\$898.53	---
	3-0 x 6-8	\$863.32	\$820.48	\$898.53	\$1,233.66
Slab Only	2-8 x 6-8	\$652.98	\$610.14	\$688.19	---
	3-0 x 6-8	\$652.98	\$610.14	\$688.19	\$1,023.31

<i>20-Minute Rated</i>		HDTHW-HTG20	HDRMW-HTG20	HDFIW-HTG20	SBFIP-HTG20
Pre-Hung Unit	2-8 x 6-8	\$889.39	\$846.55	\$921.75	---
	3-0 x 6-8	\$889.39	\$846.55	\$921.75	\$1,410.51


Functioning double doors are recommended for use only in situations where weather related performance is not an issue. Fiberglass double door units include a Trilennium multi-point lock.

Standard Pre-Hung Configuration: 4-9/16" FrameSaver® rot-proof primed exterior frame components with compression weatherstrip, satin brass ball-bearing hinges, Z-series inswing adjustable composite sill (available with Walnut or Oak finish), sill cover, applied rot-proof brickmould and single bore.

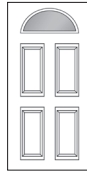
**Standard on all stock
Pre-Finished white doors**

- Steel Slabs - Painted 100 Arctic White
- Fiberglass Slabs - Painted 099 Pure White
- Primed Exterior Frame
- Adjustable Hinge Plate (steel only)

2-8 & under are 2-3/8" backset.



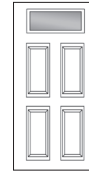
Select
Steel



Select
Steel



Select
Steel



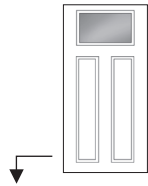
Select
Steel



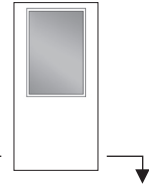
Select
Steel

HDRGW-680-010 HDRDW-135-010 HDRDW-137-010 HDRDW-228-010 HDAAW-108-010

Pre-Hung Unit	2-8 x 6-8	\$926.78	\$929.14	\$950.23	\$938.83	\$938.68
	3-0 x 6-8	\$926.78	\$929.14	\$950.23	\$938.83	\$938.68
Slab Only	2-8 x 6-8	\$716.44	\$718.80	\$739.89	\$728.49	\$728.34
	3-0 x 6-8	\$716.44	\$718.80	\$739.89	\$728.49	\$728.34



Select
Steel




Select
Steel

Summit
Brushed Smooth

Select
Steel

HDFIW-217-CLE SBFIP-217-CLE HDAAW-106-010 HDAAW-106-CLE

Pre-Hung Unit	2-8 x 6-8	\$1,123.64	---	\$876.01	\$931.63
	3-0 x 6-8	\$1,123.64	\$1,385.31	\$903.79	\$931.63
Slab Only	2-8 x 6-8	\$913.30	---	\$665.67	\$721.28
	3-0 x 6-8	\$913.30	\$1,174.97	\$693.45	\$721.28



Summit
Brushed Smooth



Summit
Brushed Smooth



Select
Steel



Select
Steel



Summit
Brushed Smooth



Summit
Brushed Smooth

SBRKP-106-010 SBRKP-106-CLE HDRGW-106-010 HDRGW-106-CLE SBRGP-106-010 SBRGP-106-CLE

Pre-Hung Unit	2-8 x 6-8	---	---	\$910.96	\$938.79	---	---
	3-0 x 6-8	\$1,153.57	\$1,185.75	\$910.96	\$938.79	\$1,129.09	\$1,161.27
Slab Only	2-8 x 6-8	---	---	\$700.62	\$728.45	---	---
	3-0 x 6-8	\$943.23	\$975.40	\$700.62	\$728.45	\$918.75	\$950.92

Functioning double doors are recommended for use only in situations where weather related performance is not an issue. Fiberglass double door units include a Trilennium multi-point lock.

Standard Pre-Hung Configuration: 4-9/16" FrameSaver® rot-proof primed exterior frame components with compression weatherstrip, satin brass ball-bearing hinges, Z-series inswing adjustable composite sill (available with Walnut or Oak finish), sill cover, applied rot-proof brickmould and single bore.

**Standard on all stock
Pre-Finished white doors**

- Steel Slabs - Painted 100 Arctic White
- Fiberglass Slabs - Painted 099 Pure White
- Primed Exterior Frame
- Adjustable Hinge Plate (steel only)



Select
Steel



Select
Steel



Select
Steel

Select
Steel

2-8 & under are 2-3/8" backset.

		HDRMW-404-CLE	HDAAW-122-CLE	HDRGW-129-010	HDRGW-129-CLE
Pre-Hung Unit	2-8 x 6-8	\$1,124.28	\$989.19	\$990.56	\$1,016.66
	3-0 x 6-8	\$1,124.28	\$989.19	\$990.56	\$1,016.66
Slab Only	2-8 x 6-8	\$913.94	\$778.85	\$780.22	\$806.32
	3-0 x 6-8	\$913.94	\$778.85	\$780.22	\$806.32

Functioning double doors are recommended for use only in situations where weather related performance is not an issue. Fiberglass double door units include a Trilennium multi-point lock.

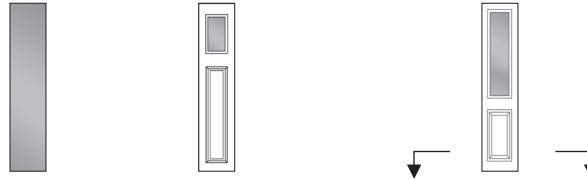
Standard Pre-Hung Configuration: 4-9/16" FrameSaver® rot-proof primed exterior frame components with compression weatherstrip, satin brass ball-bearing hinges, Z-series inswing adjustable composite sill (available with Walnut or Oak finish), sill cover, applied rot-proof brickmould and single bore.

Sidelites

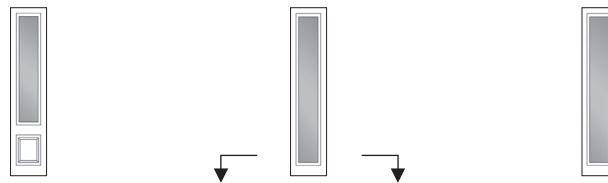
For pricing and more information on sidelites, please see Bayer Built Q or contact our Customer Service Department.

Prehung Units

4-9/16 primed frame with continuous header and sill



Summit - Brushed Smooth	DS100E	SBFIP-617-CLE	SBRKP-129-010	SBRKP-129-CLE
Select - Steel	DS100E	---	HDRKW-129-010	HDRKW-129-CLE



*Coordinating Full Lite Sidelite for 217 Door Glass

Summit - Brushed Smooth	---	---	---	---
Select - Steel	HDRMW-450-CLE	HDAAW-152-010	HDAAW-152-CLE	*HDFAW-151-CLE

Functioning double doors are recommended for use only in situations where weather related performance is not an issue. Fiberglass double door units include a Trilennium multi-point lock.

Standard Pre-Hung Configuration: 4-9/16" FrameSaver® rot-proof primed exterior frame components with compression weatherstrip, satin brass ball-bearing hinges, Z-series inswing adjustable composite sill (available with Walnut or Oak finish), sill cover, applied rot-proof brickmould and single bore.

**Standard on all stock
Pre-Finished white doors**

- Steel Slabs - Painted 100 Arctic White
- Fiberglass Slabs - Painted 099 Pure White
- Primed Exterior Frame
- Adjustable Hinge Plate (steel only)



2-8 & under are 2-3/8" backset.

Brushed Smooth

PBFAP-926-CLE

Pre-Hung Unit	3-0 x 6-8	\$1,582.07
Slab Only	3-0 x 6-8	\$1,371.73

Sidelites

For pricing and more information on sidelites, please see Bayer Built Q or contact our Customer Service Department.



Perspective - Brushed Smooth

PBFAP-152-CLE

Functioning double doors are recommended for use only in situations where weather related performance is not an issue. Fiberglass double door units include a Trilennium multi-point lock.



THIS PAGE INTENTIONALLY LEFT BLANK

Standard Pre-Hung Configuration: 4-9/16" FrameSaver® rot-proof primed exterior frame components with compression weatherstrip, satin brass ball-bearing hinges, Z-series inswing adjustable composite sill (available with Walnut or Oak finish), sill cover, applied rot-proof brickmould and single bore.

**Standard on all stock
Pre-Finished white doors**

- Steel Slabs - Painted 100 Arctic White
- Fiberglass Slabs - Painted 099 Pure White
- Primed Exterior Frame
- Adjustable Hinge Plate (steel only)




Select
Steel



Select
Steel



Summit
Brushed Smooth



Summit
Brushed Smooth

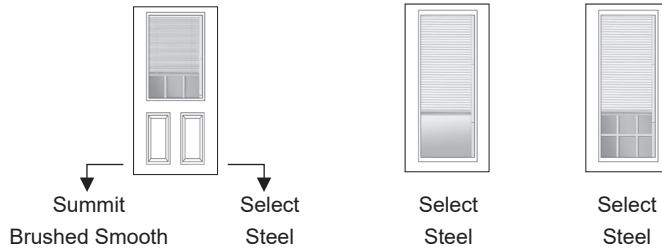


Summit
Brushed Smooth

Select
Steel

2-8 & under are 2-3/8" backset.

		HDAAW-106-010BW	HDAAW-106-CLEBG	SBRKP-106-010BW	SBRKP-106-CLEBG	SBRGP-106-010BW	HDRGW-106-010BW
Pre-Hung Unit	2-8 x 6-8	\$1,126.87	\$1,294.17	---	---	---	\$1,134.03
	3-0 x 6-8	\$1,126.87	\$1,294.17	\$1,385.75	\$1,558.09	\$1,361.27	\$1,134.03
Slab Only	2-8 x 6-8	\$916.53	\$1,083.83	---	---	---	\$923.69
	3-0 x 6-8	\$916.53	\$1,083.83	\$1,175.41	\$1,347.75	\$1,150.93	\$923.69



		SBRGP-106-CLEBG	HDRGW-106-CLEBG	HDAAW-122-010BW	HDAAW-122-CLEBG
Pre-Hung Unit	2-8 x 6-8	---	\$1,301.33	\$1,227.89	\$1,457.44
	3-0 x 6-8	\$1,533.61	\$1,301.33	\$1,227.89	\$1,457.44
Slab Only	2-8 x 6-8	---	\$1,090.99	\$1,017.55	\$1,247.10
	3-0 x 6-8	\$1,323.27	\$1,090.99	\$1,017.55	\$1,247.10

Sidelites

For pricing and more information on sidelites, please see Bayer Built Q or contact our Customer Service Department.



Pre-Hung Units

4-9/16" primed frame with continuous header and sill

Summit - Brushed Smooth	SBRKP-129-010BW	---	---	---
Select - Steel	HDRKW-129-010BW	HDAAW-151-010BW	---	---

Functioning double doors are recommended for use only in situations where weather related performance is not an issue. Fiberglass double door units include a Trilennium multi-point lock.

Standard Pre-Hung Configuration: 4-9/16" FrameSaver® rot-proof primed exterior frame components with compression weatherstrip, satin brass ball-bearing hinges, Z-series inswing adjustable composite sill (available with Walnut or Oak finish), sill cover, applied rot-proof brickmould and single bore.

**Standard on all stock
Pre-Finished white doors**

- Steel Slabs - Painted 100 Arctic White
- Fiberglass Slabs - Painted 099 Pure White
- Primed Exterior Frame
- Adjustable Hinge Plate (steel only)



Select
Steel



Summit
Brushed Smooth



Summit
Brushed Smooth



Select
Steel



Select
Steel

2-8 & under are 2-3/8" backset.

		HDAAW-106-010BS	SBRKP-106-010BS	SBRGP-106-010BS	HDRGW-106-010BS	HDAAW-122-010BS
Pre-Hung Unit	2-8 x 6-8	\$1,151.40	---	---	\$1,158.56	\$1,252.39
	3-0 x 6-8	\$1,151.40	\$1,401.18	\$1,376.70	\$1,158.56	\$1,252.39
Slab Only	2-8 x 6-8	\$941.06	---	---	\$948.22	\$1,042.05
	3-0 x 6-8	\$941.06	\$1,190.84	\$1,166.36	\$948.22	\$1,042.05

Sidelites

For pricing and more information on sidelites, please see Bayer Built Q or contact our Customer Service Department.



Pre-Hung Units

4-9/16" primed frame with continuous header and sill

Summit - Brushed Smooth	---
Select - Steel	HDAAW-151-010BS

Functioning double doors are recommended for use only in situations where weather related performance is not an issue. Fiberglass double door units include a Trilennium multi-point lock.

Standard Pre-Hung Configuration: 4-9/16" FrameSaver® rot-proof primed exterior frame components with compression weatherstrip, satin brass ball-bearing hinges, Z-series inswing adjustable composite sill (available with Walnut or Oak finish), sill cover, applied rot-proof brickmould and single bore.

**Standard on all stock
Pre-Finished white doors**

- Steel Slabs - Painted 100 Arctic White
- Fiberglass Slabs - Painted 099 Pure White
- Primed Exterior Frame
- Adjustable Hinge Plate (steel only)



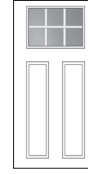
Select
Steel



Select
Steel



Select
Steel



Select
Steel

2-8 & under are 2-3/8" backset.

		HDRDW-135-010E5	HDRDW-822-010E4	HDFIW-217-CLEE3	HDFIW-217-CLEE6
Pre-Hung Unit	2-8 x 6-8	\$950.23	\$915.24	\$1,143.93	\$1,146.84
	3-0 x 6-8	\$950.23	\$915.24	\$1,143.93	\$1,146.84
Slab Only	2-8 x 6-8	\$739.89	\$704.90	\$933.59	\$936.50
	3-0 x 6-8	\$739.89	\$704.90	\$933.59	\$936.50

Functioning double doors are recommended for use only in situations where weather related performance is not an issue. Fiberglass double door units include a Trilennium multi-point lock.

Standard Pre-Hung Configuration: 4-9/16" FrameSaver® rot-proof primed exterior frame components with compression weatherstrip, satin brass ball-bearing hinges, Z-series inswing adjustable composite sill (available with Walnut or Oak finish), sill cover, applied rot-proof brickmould and single bore.

**Standard on all stock
Pre-Finished white doors**

- Steel Slabs - Painted 100 Arctic White
- Fiberglass Slabs - Painted 099 Pure White
- Primed Exterior Frame
- Adjustable Hinge Plate (steel only)

2-8 & under are 2-3/8" backset.



Select
Steel



Summit
Brushed Smooth



Summit
Brushed Smooth



Select
Steel

		HDAAW-106-010IB	SBRKP-106-010IB	SBRGP-106-010IB	HDRGW-106-010IB
Pre-Hung Unit	2-8 x 6-8	\$982.95	---	---	\$990.11
	3-0 x 6-8	\$982.95	\$1,214.08	\$1,189.60	\$990.11
Slab Only	2-8 x 6-8	\$772.60	---	---	\$779.77
	3-0 x 6-8	\$772.60	\$1,003.74	\$979.26	\$779.77



Select
Steel



Select
Steel



Select
Steel

		HDRMW-404-010IB	HDAAW-122-010IB	HDRGW-129-010IB
Pre-Hung Unit	2-8 x 6-8	\$1,144.98	\$1,051.21	\$1,126.39
	3-0 x 6-8	\$1,144.98	\$1,051.21	\$1,126.39
Slab Only	2-8 x 6-8	\$934.64	\$840.87	\$916.05
	3-0 x 6-8	\$934.64	\$840.87	\$916.05

Sidelites

For pricing and more information on sidelites, please see Bayer Built Q or contact our Customer Service Department.



Pre-Hung Units

4-9/16" primed frame with continuous header and sill

Summit - Brushed Smooth	SBRKP-129-010IB	---	---
Select - Steel	HDRKW-129-010IB	HDRMW-450-010IB	HDAAW-152-010IB

Functioning double doors are recommended for use only in situations where weather related performance is not an issue. Fiberglass double door units include a Trilennium multi-point lock.


Standard Pre-Hung Configuration: 4-9/16" FrameSaver® rot-proof primed exterior frame components with compression weatherstrip, satin brass ball-bearing hinges, Z-series inswing adjustable composite sill (available with Walnut or Oak finish), sill cover, applied rot-proof brickmould and single bore.

**Standard on all stock
Pre-Finished white doors**

- Steel Slabs - Painted 100 Arctic White
- Fiberglass Slabs - Painted 099 Pure White
- Primed Exterior Frame
- Adjustable Hinge Plate (steel only)




Select
Steel



Select
Steel



Select
Steel



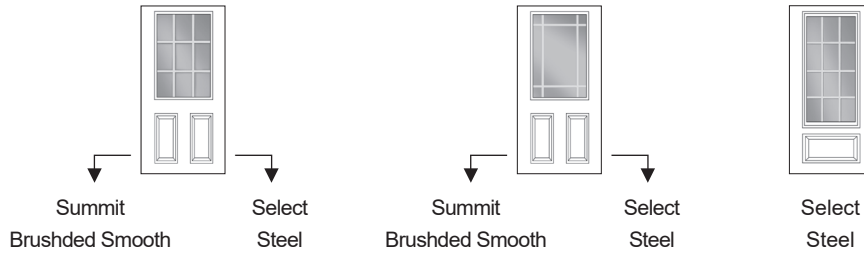
Summit
Brushded Smooth



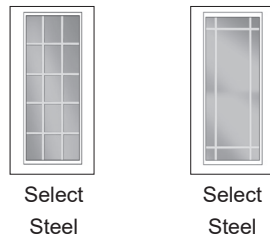
Summit
Brushded Smooth

2-8 & under are 2-3/8" backset.

		HDRDW-135-010IW	HDAAW-106-010IW	HDAAW-106-010PW	SBRKP-106-010IW	SBRKP-106-010PW
Pre-Hung Unit	2-8 x 6-8	\$1,027.73	\$928.52	\$958.73	---	---
	3-0 x 6-8	\$1,027.73	\$956.29	\$986.51	\$1,206.07	\$1,236.29
Slab Only	2-8 x 6-8	\$817.39	\$718.17	\$748.39	---	---
	3-0 x 6-8	\$817.39	\$745.95	\$776.17	\$995.73	\$1,025.95



		SBRGP-106-010IW	HDRGW-106-010IW	SBRGP-106-010PW	HDRGW-106-010PW	HDRMW-404-010IW
Pre-Hung Unit	2-8 x 6-8	---	\$963.46	---	\$993.67	\$1,144.84
	3-0 x 6-8	\$1,181.59	\$963.46	\$1,211.81	\$993.67	\$1,144.84
Slab Only	2-8 x 6-8	---	\$753.12	---	\$783.33	\$934.50
	3-0 x 6-8	\$971.25	\$753.12	\$1,001.47	\$783.33	\$934.50



		HDAAW-122-010IW	HDAAW-122-010PW
Pre-Hung Unit	2-8 x 6-8	\$1,032.14	\$1,075.93
	3-0 x 6-8	\$1,032.14	\$1,075.93
Slab Only	2-8 x 6-8	\$821.80	\$865.58
	3-0 x 6-8	\$821.80	\$865.58

Functioning double doors are recommended for use only in situations where weather related performance is not an issue. Fiberglass double door units include a Trilennium multi-point lock.

Standard Pre-Hung Configuration: 4-9/16" FrameSaver® rot-proof primed exterior frame components with compression weatherstrip, satin brass ball-bearing hinges, Z-series inswing adjustable composite sill (available with Walnut or Oak finish), sill cover, applied rot-proof brickmould and single bore.

Sidelites

For pricing and more information on sidelites, please see Bayer Built Q or contact our Customer Service Department.

Pre-Hung Units

4-9/16" primed frame with continuous header and sill



Summit - Brushed Smooth	DS5LIE	SBRKP-129-010W	SBRKP-129-010PW	---	---
Select - Steel	DS5LIE	HDRKW-129-010W	HDRKW-129-010PW	HDAAW-152-010W	HDAAW-152-010PW

Functioning double doors are recommended for use only in situations where weather related performance is not an issue. Fiberglass double door units include a Trilennium multi-point lock.




Standard Pre-Hung Configuration: 4-9/16" FrameSaver® rot-proof primed exterior frame components with compression weatherstrip, satin brass ball-bearing hinges, Z-series inswing adjustable composite sill (available with Walnut or Oak finish), sill cover, applied rot-proof brickmould and single bore.

**Standard on all stock
Pre-Finished white doors**

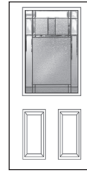
- Steel Slabs - Painted 100 Arctic White
- Fiberglass Slabs - Painted 099 Pure White
- Primed Exterior Frame
- Adjustable Hinge Plate (steel only)



Select
Steel




Summit
Brushed Smooth



Summit
Brushed Smooth



Select
Steel



Select
Steel

2-8 & under are 2-3/8" backset.

		HDAAW-106-676	SBRKP-106-676	SBRGP-106-676	HDRGW-106-676	HDRMW-404-676	HDRGW-129-676
Pre-Hung Unit	2-8 x 6-8	\$1,544.46	---	---	\$1,551.63	\$1,797.54	\$1,875.14
	3-0 x 6-8	\$1,544.46	\$1,794.24	\$1,769.76	\$1,551.63	\$1,797.54	\$1,875.14
Slab Only	2-8 x 6-8	\$1,334.12	---	---	\$1,341.28	\$1,587.20	\$1,664.80
	3-0 x 6-8	\$1,334.12	\$1,583.90	\$1,559.42	\$1,341.28	\$1,587.20	\$1,664.80

Sidelites

For pricing and more information on sidelites, please see Bayer Built Q or contact our Customer Service Department.



Pre-Hung Units

4-9/16" primed frame with continuous header and sill

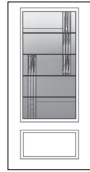
Summit - Brushed Smooth	SBRKP-129-676	---	---
Select - Steel	HDRKW-129-676	HDRMW-450-676	HDAAW-152-676

Functioning double doors are recommended for use only in situations where weather related performance is not an issue. Fiberglass double door units include a Trilennium multi-point lock.

Standard Pre-Hung Configuration: 4-9/16" FrameSaver® rot-proof primed exterior frame components with compression weatherstrip, satin brass ball-bearing hinges, Z-series inswing adjustable composite sill (available with Walnut or Oak finish), sill cover, applied rot-proof brickmould and single bore.

**Standard on all stock
Pre-Finished white doors**

- Steel Slabs - Painted 100 Arctic White
- Fiberglass Slabs - Painted 099 Pure White
- Primed Exterior Frame
- Adjustable Hinge Plate (steel only)



Select
Steel



Select
Steel

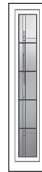
2-8 & under are 2-3/8" backset.

HDRMW-404-788 HDAAW-122-788

Pre-Hung Unit	2-8 x 6-8	\$2,062.70	\$2,252.44
	3-0 x 6-8	\$2,062.70	\$2,252.44
Slab Only	2-8 x 6-8	\$1,852.36	\$2,042.10
	3-0 x 6-8	\$1,852.36	\$2,042.10

Sidelites

For pricing and more information on sidelites, please see Bayer Built Q or contact our Customer Service Department.



Pre-Hung Units

4-9/16" primed frame with continuous header and sill

Summit - Brushed Smooth	---	---
Select - Steel	HDRMW-450-788	HDAAW-152-788

Functioning **double doors** are recommended for use only in situations where weather related performance is not an issue. Add \$113.60 to 5-4 or 6-0 unit price above for functioning double door with aluminum astragal. See 6-8 option roll out page for double door jamb & sill pricing.

Standard Pre-Hung Configuration: 4-9/16" FrameSaver® rot-proof primed exterior frame components with compression weatherstrip, satin brass ball-bearing hinges, Z-series inswing adjustable composite sill (available with Walnut or Oak finish), sill cover, applied rot-proof brickmould and single bore.

**Standard on all stock
Pre-Finished white doors**

- Steel Slabs - Painted 100 Arctic White
- Fiberglass Slabs - Painted 099 Pure White
- Primed Exterior Frame
- Adjustable Hinge Plate (steel only)



Select
Steel



Select
Steel

2-8 & under are 2-3/8" backset.

HDRMW-404-341 HDAAW-122-341

Pre-Hung Unit	2-8 x 6-8	\$2,057.25	\$2,333.44
	3-0 x 6-8	\$2,057.25	\$2,333.44
Slab Only	2-8 x 6-8	\$1,846.91	\$2,123.10
	3-0 x 6-8	\$1,846.91	\$2,123.10

Sidelites

For pricing and more information on sidelites, please see Bayer Built Q or contact our Customer Service Department.



Pre-Hung Units

4-9/16" primed frame with continuous header and sill

Summit - Brushed Smooth	---	---
Select - Steel	HDRMW-450-341	HDAAW-152-341

Functioning **double doors** are recommended for use only in situations where weather related performance is not an issue. Add \$113.60 to 5-4 or 6-0 unit price above for functioning double door with aluminum astragal. See 6-8 option roll out page for double door jamb & sill pricing.

Standard Pre-Hung Configuration: 4-9/16" FrameSaver® rot-proof primed exterior frame components with compression weatherstrip, satin brass ball-bearing hinges, Z-series inswing adjustable composite sill (available with Walnut or Oak finish), sill cover, applied rot-proof brickmould and single bore.

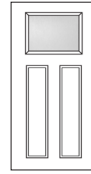
**Standard on all stock
Pre-Finished white doors**

- Steel Slabs - Painted 100 Arctic White
- Fiberglass Slabs - Painted 099 Pure White
- Primed Exterior Frame
- Adjustable Hinge Plate (steel only)

2-8 & under are 2-3/8" backset.



Select
Steel



Summit
Brushded Smooth

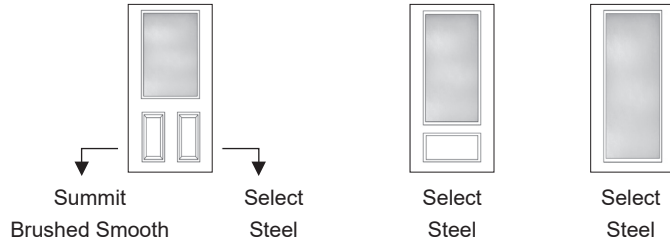


Select
Steel



Summit
Brushded Smooth

		HDRDW-228-115	SBFIP-217-115	HDAAW-106-115	SBRKP-106-115
Pre-Hung Unit	2-8 x 6-8	\$1,035.97	---	\$1,207.87	---
	3-0 x 6-8	\$1,035.97	\$1,497.33	\$1,207.87	\$1,457.65
Slab Only	2-8 x 6-8	\$825.63	---	\$997.53	---
	3-0 x 6-8	\$825.63	\$1,286.99	\$997.53	\$1,247.31



		SBRGP-106-115	HDRGW-106-115	HDRMW-404-115	HDAAW-122-115
Pre-Hung Unit	2-8 x 6-8	---	\$1,215.03	\$1,365.23	\$1,543.76
	3-0 x 6-8	\$1,433.17	\$1,215.03	\$1,365.23	\$1,543.76
Slab Only	2-8 x 6-8	---	\$1,004.69	\$1,154.89	\$1,333.42
	3-0 x 6-8	\$1,222.83	\$1,004.69	\$1,154.89	\$1,333.42

Sidelites

For pricing and more information on sidelites, please see Bayer Built Q or contact our Customer Service Department.



Pre-Hung Units

4-9/16" primed frame with continuous header and sill

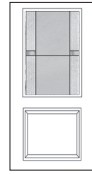
Summit - Brushed Smooth	SBFIP-617-115	SBRKP-129-115	---	---
Select - Steel	---	HDRKW-129-115	HDRMW-450-115	HDAAW-152-115

Functioning double doors are recommended for use only in situations where weather related performance is not an issue. Fiberglass double door units include a Trilennium multi-point lock.

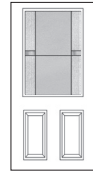
Standard Pre-Hung Configuration: 4-9/16" FrameSaver® rot-proof primed exterior frame components with compression weatherstrip, satin brass ball-bearing hinges, Z-series inswing adjustable composite sill (available with Walnut or Oak finish), sill cover, applied rot-proof brickmould and single bore.

**Standard on all stock
Pre-Finished white doors**

- Steel Slabs - Painted 100 Arctic White
- Fiberglass Slabs - Painted 099 Pure White
- Primed Exterior Frame
- Adjustable Hinge Plate (steel only)




Summit
Brushed Smooth




Summit
Brushed Smooth



Select
Steel



Select
Steel



Select
Steel

2-8 & under are 2-3/8" backset.

		SBRKP-106-DOR	SBRGP-106-DOR	HDRGW-106-DOR	HDRMW-404-DOR	HDAAW-122-DOR	HDRGW-129-DOR
Pre-Hung Unit	2-8 x 6-8	---	---	\$1,388.86	---	\$1,791.65	\$1,472.05
	3-0 x 6-8	\$1,631.48	\$1,607.00	\$1,388.86	\$1,592.03	\$1,791.65	\$1,472.05
Slab Only	2-8 x 6-8	---	---	\$1,178.52	---	\$1,581.30	\$1,261.71
	3-0 x 6-8	\$1,421.14	\$1,396.66	\$1,178.52	\$1,381.69	\$1,581.30	\$1,261.71

Sidelites

For pricing and more information on sidelites, please see Bayer Built Q or contact our Customer Service Department.



Pre-Hung Units

4-9/16" primed frame with continuous header and sill

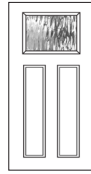
Summit - Brushed Smooth	SBRKP-129-DOR	---	---
Select - Steel	HDRKW-129-DOR	HDRMW-450-DOR	HDAAW-151-DOR

Functioning double doors are recommended for use only in situations where weather related performance is not an issue. Fiberglass double door units include a Trilennium multi-point lock.

Standard Pre-Hung Configuration: 4-9/16" FrameSaver® rot-proof primed exterior frame components with compression weatherstrip, satin brass ball-bearing hinges, Z-series inswing adjustable composite sill (available with Walnut or Oak finish), sill cover, applied rot-proof brickmould and single bore.

**Standard on all stock
Pre-Finished white doors**


- Steel Slabs - Painted 100 Arctic White
- Fiberglass Slabs - Painted 099 Pure White
- Primed Exterior Frame
- Adjustable Hinge Plate (steel only)



Summit
Brushed Smooth



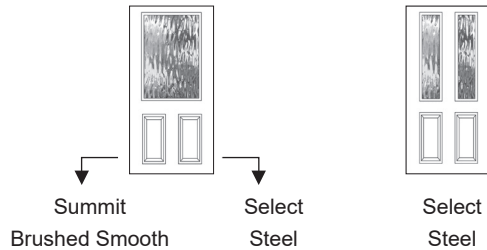
Select
Steel



Summit
Brushed Smooth

2-8 & under are 2-3/8" backset.

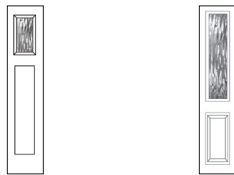
		SBFIP-217-113	HDAAW-106-113	SBRKP-106-113
Pre-Hung Unit	2-8 x 6-8	---	\$1,207.87	---
	3-0 x 6-8	\$1,497.33	\$1,207.87	\$1,457.65
Slab Only	2-8 x 6-8	---	\$997.53	---
	3-0 x 6-8	\$1,286.99	\$997.53	\$1,247.31



		SBRGP-106-113	HDRGW-106-113	HDRGW-129-113
Pre-Hung Unit	2-8 x 6-8	---	\$1,215.03	\$1,286.35
	3-0 x 6-8	\$1,433.17	\$1,215.03	\$1,286.35
Slab Only	2-8 x 6-8	---	---	\$1,076.01
	3-0 x 6-8	\$1,222.83	\$1,004.69	\$1,076.01

Sidelites

For pricing and more information on sidelites, please see Bayer Built Q or contact our Customer Service Department.



Pre-Hung Units

4-9/16" primed frame with continuous header and sill

Summit - Brushed Smooth	SBFIP-617-113	SBRKP-129-113
Select - Steel	---	HDRKW-129-113

Functioning double doors are recommended for use only in situations where weather related performance is not an issue. Fiberglass double door units include a Trilennium multi-point lock.



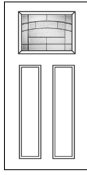
Standard Pre-Hung Configuration: 4-9/16" FrameSaver® rot-proof primed exterior frame components with compression weatherstrip, satin brass ball-bearing hinges, Z-series inswing adjustable composite sill (available with Walnut or Oak finish), sill cover, applied rot-proof brickmould and single bore.

**Standard on all stock
Pre-Finished white doors**


- Steel Slabs - Painted 100 Arctic White
- Fiberglass Slabs - Painted 099 Pure White
- Primed Exterior Frame
- Adjustable Hinge Plate (steel only)




Select
Steel



Summit
Brushed Smooth



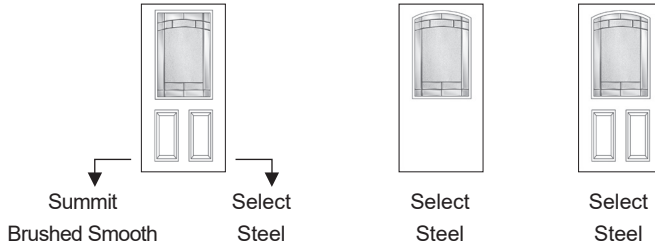
Select
Steel



Summit
Brushed Smooth

2-8 & under are 2-3/8" backset.

		HDRDW-137-328	SBFIP-217-328	HDAAW-106-328	SBRKP-106-328
Pre-Hung Unit	2-8 x 6-8	\$1,152.84	---	\$1,347.67	---
	3-0 x 6-8	\$1,152.84	\$1,759.79	\$1,375.45	\$1,625.23
Slab Only	2-8 x 6-8	\$942.50	---	\$1,137.33	---
	3-0 x 6-8	\$942.50	\$1,549.45	\$1,165.10	\$1,414.88



		SBRGP-106-328	HDRGW-106-328	HDAAW-107-328	HDRDW-107-328
Pre-Hung Unit	2-8 x 6-8	---	\$1,382.61	\$1,403.86	\$1,411.03
	3-0 x 6-8	\$1,600.75	\$1,382.61	\$1,403.86	\$1,411.03
Slab Only	2-8 x 6-8	---	\$1,172.27	\$1,193.52	\$1,200.69
	3-0 x 6-8	\$1,390.40	\$1,172.27	\$1,193.52	\$1,200.69




		HDRMW-404-328	HDAAW-122-328	HDRGW-129-328
Pre-Hung Unit	2-8 x 6-8	\$1,762.87	\$1,973.09	\$1,499.11
	3-0 x 6-8	\$1,762.87	\$1,973.09	\$1,499.11
Slab Only	2-8 x 6-8	\$1,552.52	\$1,762.75	\$1,288.76
	3-0 x 6-8	\$1,552.52	\$1,762.75	\$1,288.76

Functioning double doors are recommended for use only in situations where weather related performance is not an issue. Fiberglass double door units include a Trilennium multi-point lock.

Standard Pre-Hung Configuration: 4-9/16" FrameSaver® rot-proof primed exterior frame components with compression weatherstrip, satin brass ball-bearing hinges, Z-series inswing adjustable composite sill (available with Walnut or Oak finish), sill cover, applied rot-proof brickmould and single bore.

Sidelites

For pricing and more information on sidelites, please see Bayer Built Q or contact our Customer Service Department.



Pre-Hung Units

4-9/16" primed frame with continuous header and sill

Summit - Brushed Smooth	SBFIP-617-328	SBRKP-129-328	---	---
Select - Steel	---	HDRKW-129-328	HDRMW-450-328	HDAAW-152-328

Functioning double doors are recommended for use only in situations where weather related performance is not an issue. Fiberglass double door units include a Trilennium multi-point lock.



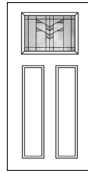
Standard Pre-Hung Configuration: 4-9/16" FrameSaver® rot-proof primed exterior frame components with compression weatherstrip, satin brass ball-bearing hinges, Z-series inswing adjustable composite sill (available with Walnut or Oak finish), sill cover, applied rot-proof brickmould and single bore.

**Standard on all stock
Pre-Finished white doors**

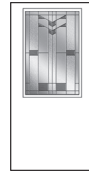
- Steel Slabs - Painted 100 Arctic White
- Fiberglass Slabs - Painted 099 Pure White
- Primed Exterior Frame
- Adjustable Hinge Plate (steel only)



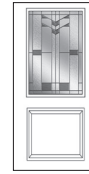
Select
Steel



Summit
Brushed Smooth



Select
Steel

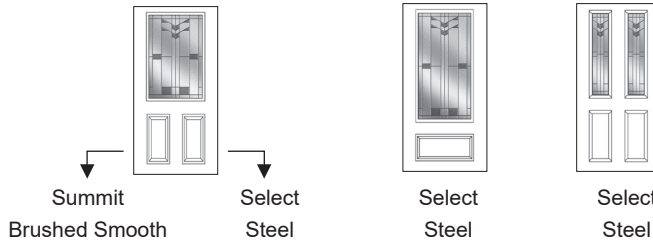


Summit
Brushed Smooth

2-8 & under are 2-3/8" backset.

HDRDW-228-312 SBFIP-217-312 HDAAW-106-312 SBRKP-106-312

Pre-Hung Unit	2-8 x 6-8	\$1,345.36	---	\$1,476.52	---
	3-0 x 6-8	\$1,345.36	\$1,816.83	\$1,476.52	\$1,726.30
Slab Only	2-8 x 6-8	\$1,135.01	---	\$1,266.18	---
	3-0 x 6-8	\$1,135.01	\$1,606.49	\$1,266.18	\$1,515.96



SBRGP-106-312 HDRGW-106-312 HDRMW-404-312 HDRGW-129-312

Pre-Hung Unit	2-8 x 6-8	---	\$1,483.68	\$1,918.75	\$1,612.04
	3-0 x 6-8	\$1,701.82	\$1,483.68	\$1,918.75	\$1,612.04
Slab Only	2-8 x 6-8	---	\$1,273.34	\$1,708.41	\$1,401.70
	3-0 x 6-8	\$1,491.48	\$1,273.34	\$1,708.41	\$1,401.70

Sidelites

For pricing and more information on sidelites, please see Bayer Built Q or contact our Customer Service Department.



Pre-Hung Units

4-9/16" primed frame with continuous header and sill

Summit - Brushed Smooth	SBRKP-129-312	---	---
Select - Steel	HDRKW-129-312	HDRMW-450-312	HDAAW-152-312

Functioning double doors are recommended for use only in situations where weather related performance is not an issue. Fiberglass double door units include a Trilennium multi-point lock.

Standard Pre-Hung Configuration: 4-9/16" FrameSaver® rot-proof primed exterior frame components with compression weatherstrip, satin brass ball-bearing hinges, Z-series inswing adjustable composite sill (available with Walnut or Oak finish), sill cover, applied rot-proof brickmould and single bore.

**Standard on all stock
Pre-Finished white doors**

- Steel Slabs - Painted 100 Arctic White
- Fiberglass Slabs - Painted 099 Pure White
- Primed Exterior Frame
- Adjustable Hinge Plate (steel only)



Select
Steel



Summit
Smooth



Summit
Brushed Smooth



Select
Steel

2-8 & under are 2-3/8" backset.

		HDAAW-106-517	SBRKP-106-517	SBRGP-106-517	HDRGW-106-517
Pre-Hung Unit	2-8 x 6-8	\$1,230.19	---	---	\$1,237.35
	3-0 x 6-8	\$1,230.19	\$1,479.97	\$1,455.49	\$1,237.35
Slab Only	2-8 x 6-8	\$1,019.85	---	---	\$1,027.01
	3-0 x 6-8	\$1,019.85	\$1,269.63	\$1,245.15	\$1,027.01



Select
Steel



Select
Steel



Select
Steel

		HDRMW-304-517	HDRMW-404-517	HDRGW-129-517
Pre-Hung Unit	2-8 x 6-8	\$1,401.92	\$1,676.58	\$1,461.54
	3-0 x 6-8	\$1,401.92	\$1,676.58	\$1,461.54
Slab Only	2-8 x 6-8	\$1,191.58	\$1,466.24	\$1,251.20
	3-0 x 6-8	\$1,191.58	\$1,466.24	\$1,251.20

Sidelites

For pricing and more information on sidelites, please see Bayer Built Q or contact our Customer Service Department.



Pre-Hung Units

4-9/16" primed frame with continuous header and sill

Summit - Brushed Smooth	SBRKP-129-517	---	---
Select - Steel	HDRKW-129-517	HDRMW-450-517	HDAAW-152-517

Functioning double doors are recommended for use only in situations where weather related performance is not an issue. Fiberglass double door units include a Trilennium multi-point lock.

Standard Pre-Hung Configuration: 4-9/16" FrameSaver® rot-proof primed exterior frame components with compression weatherstrip, satin brass ball-bearing hinges, Z-series inswing adjustable composite sill (available with Walnut or Oak finish), sill cover, applied rot-proof brickmould and single bore.

**Standard on all stock
Pre-Finished white doors**

- Steel Slabs - Painted 100 Arctic White
- Fiberglass Slabs - Painted 099 Pure White
- Primed Exterior Frame
- Adjustable Hinge Plate (steel only)



Select
Steel



Summit
Brushed Smooth



Summit
Brushed Smooth



Select
Steel



Select
Steel

2-8 & under are 2-3/8" backset.

		HDAAW-106-686	SBRKP-106-686	SBRGP-106-686	HDRGW-106-686	HDRMW-404-686	HDAAW-122-686
Pre-Hung Unit	2-8 x 6-8	\$1,547.78	---	---	\$1,554.94	\$1,912.63	\$2,038.28
	3-0 x 6-8	\$1,547.78	\$1,797.56	\$1,773.08	\$1,554.94	\$1,912.63	\$2,038.28
Slab Only	2-8 x 6-8	\$1,337.44	---	---	\$1,344.60	\$1,702.28	\$1,827.94
	3-0 x 6-8	\$1,337.44	\$1,587.22	\$1,562.74	\$1,344.60	\$1,702.28	\$1,827.94

Sidelites

For pricing and more information on sidelites, please see Bayer Built Q or contact our Customer Service Department.



Pre-Hung Units

4-9/16" primed frame with continuous header and sill

Summit - Brushed Smooth	---	---
Select - Steel	HDRKMW-450-686	HDAAW-152-686

Functioning double doors are recommended for use only in situations where weather related performance is not an issue. Fiberglass double door units include a Trilennium multi-point lock.

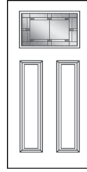
Standard Pre-Hung Configuration: 4-9/16" FrameSaver® rot-proof primed exterior frame components with compression weatherstrip, satin brass ball-bearing hinges, Z-series inswing adjustable composite sill (available with Walnut or Oak finish), sill cover, applied rot-proof brickmould and single bore.

**Standard on all stock
Pre-Finished white doors**


- Steel Slabs - Painted 100 Arctic White
- Fiberglass Slabs - Painted 099 Pure White
- Primed Exterior Frame
- Adjustable Hinge Plate (steel only)




Select
Steel



Summit
Brushed Smooth



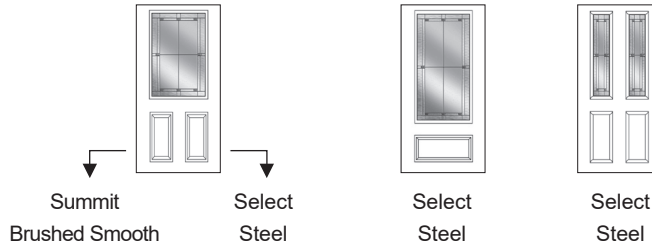
Select
Steel



Summit
Brushed Smooth

2-8 & under are 2-3/8" backset.

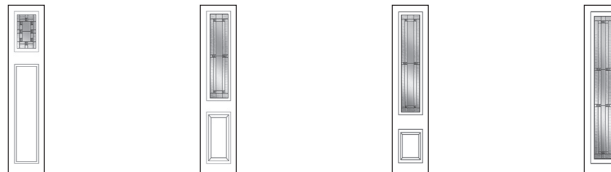
		HDRDW-228-331	SBFIP-217-331	HDAAW-106-331	SBRKP-106-331
Pre-Hung Unit	2-8 x 6-8	\$1,318.87	---	\$1,446.05	---
	3-0 x 6-8	\$1,318.87	\$1,788.38	\$1,446.05	\$1,695.83
Slab Only	2-8 x 6-8	\$1,108.53	---	\$1,235.71	---
	3-0 x 6-8	\$1,108.53	\$1,578.04	\$1,235.71	\$1,485.49



		SBRGP-106-331	HDRGW-106-331	HDRMW-404-331	HDRGW-129-331
Pre-Hung Unit	2-8 x 6-8	---	\$1,453.21	\$1,865.88	\$1,575.27
	3-0 x 6-8	\$1,671.35	\$1,453.21	\$1,865.88	\$1,575.27
Slab Only	2-8 x 6-8	---	\$1,242.87	\$1,655.54	\$1,364.93
	3-0 x 6-8	\$1,461.01	\$1,242.87	\$1,655.54	\$1,364.93

Sidelites

For pricing and more information on sidelites, please see Bayer Built Q or contact our Customer Service Department.



Pre-Hung Units

4-9/16" primed frame with continuous header and sill

Summit - Brushed Smooth	SBFIP-617-331	SBRKP-129-331	---	---
Select - Steel	---	HDRKW-129-331	HDRMW-450-331	HDAAW-152-331

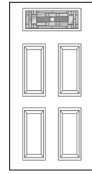
Functioning double doors are recommended for use only in situations where weather related performance is not an issue. Fiberglass double door units include a Trilennium multi-point lock.



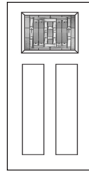
Standard Pre-Hung Configuration: 4-9/16" FrameSaver® rot-proof primed exterior frame components with compression weatherstrip, satin brass ball-bearing hinges, Z-series inswing adjustable composite sill (available with Walnut or Oak finish), sill cover, applied rot-proof brickmould and single bore.

**Standard on all stock
Pre-Finished white doors**

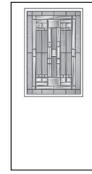
- Steel Slabs - Painted 100 Arctic White
- Fiberglass Slabs - Painted 099 Pure White
- Primed Exterior Frame
- Adjustable Hinge Plate (steel only)



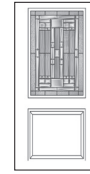
Select
Steel



Summit
Brushed Smooth



Select
Steel

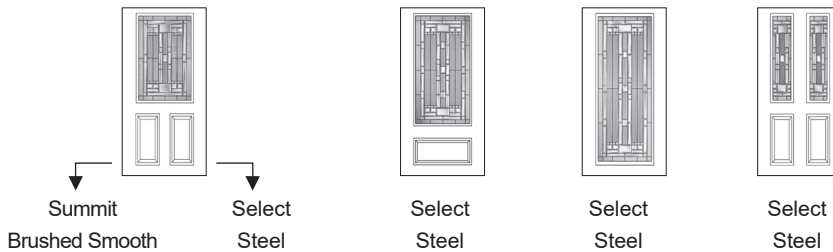


Summit
Brushed Smooth

2-8 & under are 2-3/8" backset.

HDRDW-228-366 SBFIP-217-366 HDAAW-106-366 SBRKP-106-366

Pre-Hung Unit	2-8 x 6-8	\$1,329.02	---	\$1,487.48	---
	3-0 x 6-8	\$1,329.02	\$1,808.73	\$1,515.26	\$1,765.04
Slab Only	2-8 x 6-8	\$1,118.68	---	\$1,277.14	---
	3-0 x 6-8	\$1,118.68	\$1,598.39	\$1,304.92	\$1,554.70

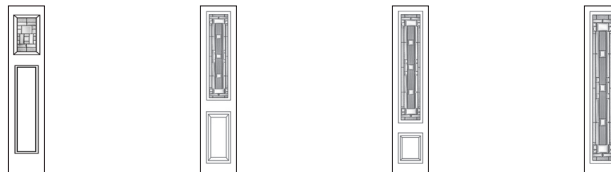


SBRGP-106-366 HDRGW-106-366 HDRMW-404-366 HDAAW-122-366 HDRGW-129-366

Pre-Hung Unit	2-8 x 6-8	---	\$1,522.42	\$1,876.03	\$1,964.99	\$1,575.27
	3-0 x 6-8	\$1,740.56	\$1,522.42	\$1,876.03	\$1,964.99	\$1,575.27
Slab Only	2-8 x 6-8	---	\$1,312.08	\$1,665.69	\$1,754.65	\$1,364.93
	3-0 x 6-8	\$1,530.22	\$1,312.08	\$1,665.69	\$1,754.65	\$1,364.93

Sidelites

For pricing and more information on sidelites, please see Bayer Built Q or contact our Customer Service Department.



Pre-Hung Units

4-9/16" primed frame with continuous header and sill

Summit - Brushed Smooth	SBFIP-617-366	SBRKP-129-366	---	---
Select - Steel	---	HDRKW-129-366	HDRMW-450-366	HDAAW-152-366

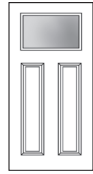
Functioning double doors are recommended for use only in situations where weather related performance is not an issue. Fiberglass double door units include a Trilennium multi-point lock.

Standard Pre-Hung Configuration: 4-9/16" FrameSaver® rot-proof primed exterior frame components with compression weatherstrip, satin brass ball-bearing hinges, Z-series inswing adjustable composite sill (available with Walnut or Oak finish), sill cover, applied rot-proof brickmould and single bore.

**Standard on all stock
Pre-Finished white doors**

- Steel Slabs - Painted 100 Arctic White
- Fiberglass Slabs - Painted 099 Pure White
- Primed Exterior Frame
- Adjustable Hinge Plate (steel only)

2-8 & under are 2-3/8" backset.



Summit
Brushed Smooth



Select
Steel



Summit
Brushed Smooth

SBFIP-217-140 HDAAW-106-140 SBRKP-106-140

Pre-Hung Unit	2-8 x 6-8	---	\$1,207.87	---
	3-0 x 6-8	\$1,497.33	\$1,207.87	\$1,457.65
Slab Only	2-8 x 6-8	---	\$997.53	---
	3-0 x 6-8	\$1,286.99	\$997.53	\$1,247.31



Summit
Brushed Smooth



Select
Steel



Select
Steel

SBRGP-106-140 HDRGW-106-140 HDRGW-129-140

Pre-Hung Unit	2-8 x 6-8	---	\$1,215.03	\$1,286.35
	3-0 x 6-8	\$1,433.17	\$1,215.03	\$1,286.35
Slab Only	2-8 x 6-8	---	\$1,004.69	\$1,076.01
	3-0 x 6-8	\$1,222.83	\$1,004.69	\$1,076.01

Sidelites

For pricing and more information on sidelites, please see Bayer Built Q or contact our Customer Service Department.



Pre-Hung Units

4-9/16" primed frame with continuous header and sill

Summit - Brushed Smooth	SBFIP-617-140	SBRKP-129-140
Select - Steel	---	HDRKW-129-140

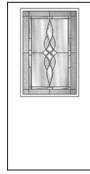
Functioning double doors are recommended for use only in situations where weather related performance is not an issue. Fiberglass double door units include a Trilennium multi-point lock.




Standard Pre-Hung Configuration: 4-9/16" FrameSaver® rot-proof primed exterior frame components with compression weatherstrip, satin brass ball-bearing hinges, Z-series inswing adjustable composite sill (available with Walnut or Oak finish), sill cover, applied rot-proof brickmould and single bore.

**Standard on all stock
Pre-Finished white doors**


- Steel Slabs - Painted 100 Arctic White
- Fiberglass Slabs - Painted 099 Pure White
- Primed Exterior Frame
- Adjustable Hinge Plate (steel only)



Select
Steel



Summit
Brushed Smooth




Summit
Brushed Smooth



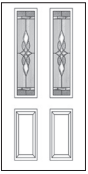
Select
Steel

2-8 & under are 2-3/8" backset.

		HDAAW-106-664	SBRKP-106-664	SBRGP-106-664	HDRGW-106-664
Pre-Hung Unit	2-8 x 6-8	\$1,629.33	---	---	\$1,636.49
	3-0 x 6-8	\$1,629.33	\$1,879.11	\$1,854.63	\$1,636.49
Slab Only	2-8 x 6-8	\$1,418.99	---	---	\$1,426.15
	3-0 x 6-8	\$1,418.99	\$1,668.77	\$1,644.29	\$1,426.15



Select
Steel



Select
Steel

		HDRMW-404-664	HDRGW-129-664
Pre-Hung Unit	2-8 x 6-8	\$1,938.07	\$1,896.36
	3-0 x 6-8	\$1,938.07	\$1,896.36
Slab Only	2-8 x 6-8	\$1,727.73	\$1,686.02
	3-0 x 6-8	\$1,727.73	\$1,686.02

Sidelites

For pricing and more information on sidelites, please see Bayer Built Q or contact our Customer Service Department.



Pre-Hung Units

4-9/16" primed frame with continuous header and sill

Summit - Brushed Smooth	SBRKP-129-664	---	---
Select - Steel	HDRKW-129-664	HDRMW-450-664	HDAAW-152-664

Functioning double doors are recommended for use only in situations where weather related performance is not an issue. Fiberglass double door units include a Trilennium multi-point lock.

Standard Pre-Hung Configuration: 4-9/16" FrameSaver® rot-proof primed exterior frame components with compression weatherstrip, satin brass ball-bearing hinges, Z-series inswing adjustable composite sill (available with Walnut or Oak finish), sill cover, applied rot-proof brickmould and single bore.


**Standard on all stock
Pre-Finished white doors**

- Steel Slabs - Painted 100 Arctic White
- Fiberglass Slabs - Painted 099 Pure White
- Primed Exterior Frame
- Adjustable Hinge Plate (steel only)

2-8 & under are 2-3/8" backset.



Select
Steel



Summit
Brushed Smooth



Summit
Brushed Smooth




Select
Steel

		HDAAW-106-RLE	SBRKP-106-RLE	SBRGP-106-RLE	HDRGW-106-RLE
Pre-Hung Unit	2-8 x 6-8	\$1,001.57	---	---	\$1,008.73
	3-0 x 6-8	\$1,001.57	\$1,256.70	\$1,232.22	\$1,008.73
Slab Only	2-8 x 6-8	\$791.23	---	---	\$798.39
	3-0 x 6-8	\$791.23	\$1,046.36	\$1,021.88	\$798.39



Select
Steel



Select
Steel



Select
Steel

		HDRMW-404-RLE	HDAAW-122-RLE	HDRGW-129-RLE
Pre-Hung Unit	2-8 x 6-8	\$1,209.49	\$1,182.98	\$1,084.98
	3-0 x 6-8	\$1,209.49	\$1,182.98	\$1,084.98
Slab Only	2-8 x 6-8	\$999.14	\$972.64	\$874.64
	3-0 x 6-8	\$999.14	\$972.64	\$874.64

Sidelites

For pricing and more information on sidelites, please see Bayer Built Q or contact our Customer Service Department.



Pre-Hung Units

4-9/16" primed frame with continuous header and sill

Summit - Brushed Smooth	SBRKP-129-RLE	---	---
Select - Steel	HDRKW-129-RLE	HDRMW-450-RLE	HDAAW-152-RLE

Functioning double doors are recommended for use only in situations where weather related performance is not an issue. Fiberglass double door units include a Trilennium multi-point lock.

Standard Pre-Hung Configuration: 4-9/16" FrameSaver® rot-proof primed exterior frame components with compression weatherstrip, satin brass ball-bearing hinges, Z-series inswing adjustable composite sill (available with Walnut or Oak finish), sill cover, applied rot-proof brickmould and single bore.

**Standard on all stock
Pre-Finished white doors**

- Steel Slabs - Painted 100 Arctic White
- Fiberglass Slabs - Painted 099 Pure White
- Primed Exterior Frame
- Adjustable Hinge Plate (steel only)



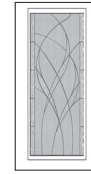
Summit
Brushed Smooth



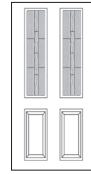
Summit
Brushed Smooth



Select
Steel



Select
Steel



Select
Steel

2-8 & under are 2-3/8" backset.

		SBRKP-106-WTS	SBRGP-106-WTS	HDRGW-106-WTS	HDRMW-404-WTS	HDAAW-122-WTS	HDRGW-129-WTS
Pre-Hung Unit	2-8 x 6-8	---	---	\$1,669.53	---	\$2,085.45	\$1,586.01
	3-0 x 6-8	\$1,912.15	\$1,887.67	\$1,669.53	\$1,900.41	\$2,085.45	\$1,586.01
Slab Only	2-8 x 6-8	---	---	\$1,459.19	---	\$1,875.11	\$1,375.67
	3-0 x 6-8	\$1,701.81	\$1,677.33	\$1,459.19	\$1,690.07	\$1,875.11	\$1,375.67

Sidelites

For pricing and more information on sidelites, please see Bayer Built Q or contact our Customer Service Department.



Pre-Hung Units

4-9/16" primed frame with continuous header and sill

Summit - Brushed Smooth	SBRKP-129-WTS	---	---
Select - Steel	HDRKW-129-WTS	HDRMW-450-WTS	HDAAW-151-WTS

Functioning double doors are recommended for use only in situations where weather related performance is not an issue. Fiberglass double door units include a Trilennium multi-point lock.