
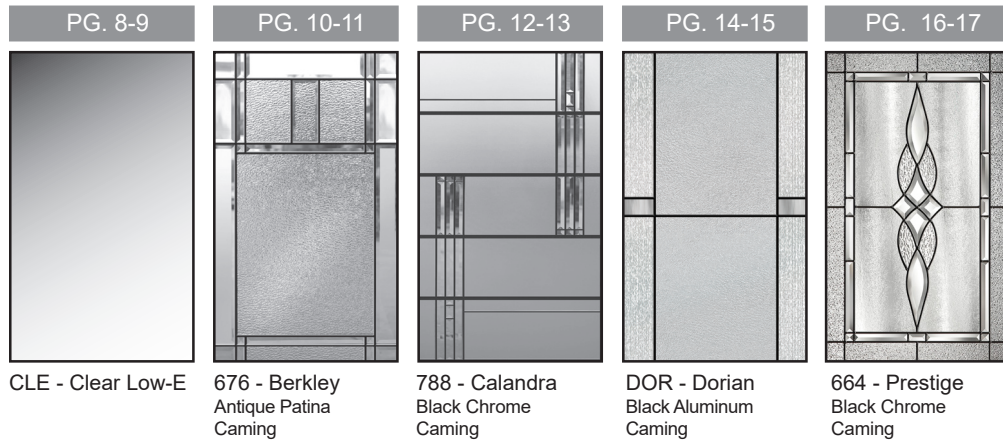


elite**series**

Handing Chart.....2
 Nomenclature.....4-5
 Slab Only.....6-7



Handing

exterior **Outswing** door handing

single door


INTERIOR

EXTERIOR



Ext. Right-Hand Outswing

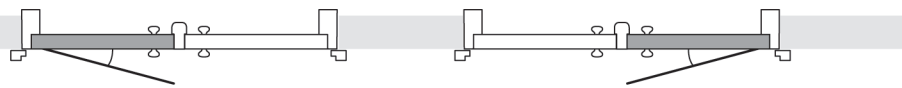
Ext. Left-Hand Outswing



double door

INTERIOR

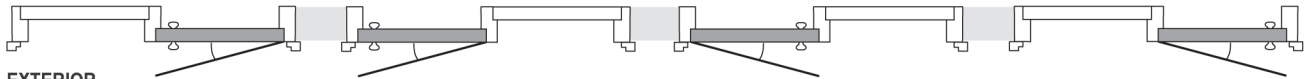
EXTERIOR



Ext. Right-Hand Active Outswing
Double Door

Ext. Left-Hand Active Outswing
Double Door

Single door with stationary sidelite



EXTERIOR

Left-Hand Outswing
with stationary on Knob Side

Left-Hand Outswing
with stationary on Hinge Side

Right-Hand Outswing
with stationary on Knob Side

Right-Hand Outswing
with stationary on Hinge Side

exterior **Inswing** door handing

single door

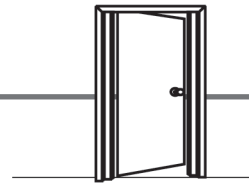
INTERIOR

EXTERIOR



Ext. Left-Hand Inswing

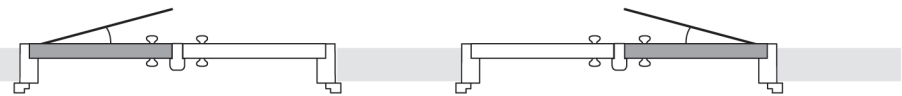
Ext. Right-Hand Inswing



double door

INTERIOR

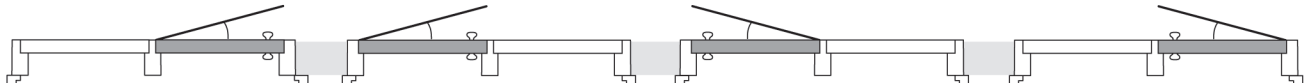
EXTERIOR



Ext. Left-Hand Active Inswing
Double Door

Ext. Right-Hand Active Inswing
Double Door

Single door with stationary sidelite



EXTERIOR

Left-Hand Inswing
with stationary on Hinge Side

Left-Hand Inswing
with stationary on Knob Side

Right-Hand Inswing
with stationary on Hinge Side

Right-Hand Inswing
with stationary on Knob Side



THIS PAGE INTENTIONALLY LEFT BLANK

ELITE Nomenclature

The below diagram indicates how to determine the correct letter/number combination for the door you are interested in pricing. Follow steps 1-6 to compile the sku for your door.



ECRC - 404 - 788 **Door Detail** *example*

1. The first letter references the door **Series**: Elite series = **E**

2. The second letter references the door **Surface**:


ECRC-404-788

Cherry = **C** Knotty Alder = A Mahogany = M Oak = K
 Rustic Cherry = Y Rustic Mahogany = H Smooth = S

3. The third letter references the door **Embossment** style:

Flush = A Flat Tapered = F Plank = P Raised Traditional = **R** Raised Tapered = T

4. The fourth letter references the door **Layout** style:

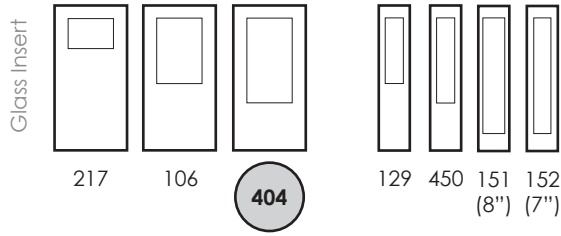


	B	C	E	G	M	N	K	M	A
Cherry		•		•	•		•	•	•
Knotty Alder	•								•
Mahogany		•		•			•	•	•
Oak		•		•	•		•	•	•
Rustic Cherry						•		•	
Rustic Mahogany	•								•
Smooth			•						•

ECRC - 404 - 788

Glass Shape

5. The first set of numbers reference the glass **Shape**.



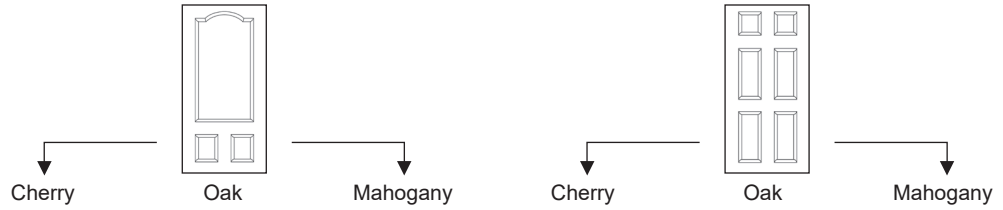
ECRC - 404 - 788

Glass Design

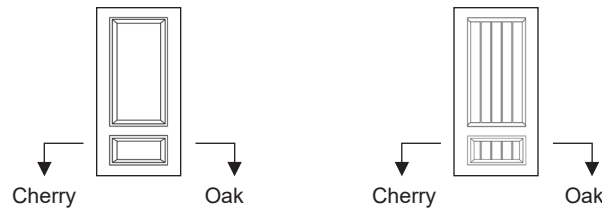
6. The last three numbers/letters reference the **Glass Design**.

Berkley	676	Chord	115	Double Water	113	Prestige	664
Calandra	788 (circled)	Clear Low-E	CLE	Pearl	140	Waterside	WTS
		Dorian	DOR				


Standard Prehung Configuration: 4-9/16" Frame Saver® rot-proof primed exterior frame components with compression weatherstrip, satin brass ball-bearing hinges, Z-series inswing adjustable composite sill (available with Walnut or Oak finish), sill cover, applied rot-proof brickmould and single bore.



		ECRC	EKRC	EMRC	ECRG	EKRG	EMRG
Pre-Hung Unit	3-0 x 6-8	\$1,167.30	\$1,136.64	\$1,167.30	\$1,167.30	\$1,136.64	\$1,167.30
Slab Only	3-0 x 6-8	\$956.96	\$926.30	\$956.96	\$956.96	\$926.30	\$956.96



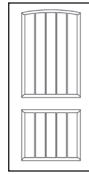
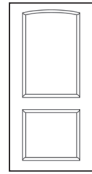
		ECRM	EKRM	ECPM	EKPM
Pre-Hung Unit	3-0 x 6-8	\$1,197.96	\$1,136.64	\$1,259.28	\$1,167.30
Slab Only	3-0 x 6-8	\$987.62	\$926.30	\$1,048.94	\$956.96



		EYRN	EYPN	EARB	EAPB	ESTE
Pre-Hung Unit	3-0 x 6-8	\$1,197.96	\$1,197.96	\$1,212.59	\$1,320.60	\$1,014.00
Slab Only	3-0 x 6-8	\$987.62	\$987.62	\$1,002.25	\$1,110.26	\$803.66

Functioning double doors are recommended for use only in situations where weather related performance is not an issue. Double door units include a Trilennium multi-point lock.

Standard Prehung Configuration: 4-9/16" Frame Saver® rot-proof primed exterior frame components with compression weatherstrip, satin brass ball-bearing hinges, Z-series inswing adjustable composite sill (available with Walnut or Oak finish), sill cover, applied rot-proof brickmould and single bore.




Rustic Mahogany Rustic Mahogany

For pricing and more information on sidelites, please see Bayer Built Q or contact our Customer Service Department.

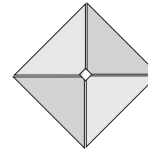
		EHRB	EHPB	EHAA-152-CLE
Pre-Hung Unit	3-0 x 6-8	\$1,388.84	\$1,388.84	
Slab Only	3-0 x 6-8	\$1,178.50	\$1,178.50	
Pre-Hung Unit	3-0 x 8-0	---	\$3,236.46	8-0 units are configured with 6-13/16"
Slab Only	3-0 x 8-0	---	\$1,988.51	frame and 3pt lock sets

Accessories

Add a distinctive design element to any rustic fiberglass door using clavos & hinge straps. For pricing and more information, please see Bayer Built Q or contact our Customer Service Department.



Round
CLAVRND112B



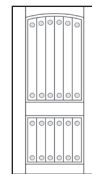
Diamond
CLAVDIA112B

Design #9



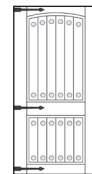
8' Available

Design #18



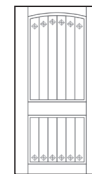
8' Available

Design #23



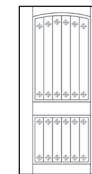
8' Available

Design #10



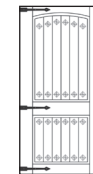
8' Available

Design #17



8' Available

Design #20

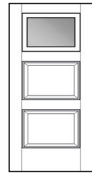


8' Available

Functioning double doors are recommended for use only in situations where weather related performance is not an issue. Double door units include a Trilennium multi-point lock.

Standard Prehung Configuration: 4-9/16" Frame Saver® rot-proof primed exterior frame components with compression weatherstrip, satin brass ball-bearing hinges, Z-series inswing adjustable composite sill (available with Walnut or Oak finish), sill cover, applied rot-proof brickmould and single bore.

Premium textured fiberglass with fiberglass surround.



Smooth



Cherry



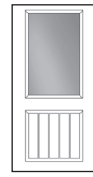
Oak



Mahogany



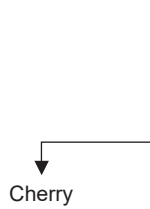
Knotty Alder



Knotty Alder

ESTE-217-CLE ECRG-106-CLE EKRG-106-CLE EMRG-106-CLE EARB-106-CLE EAPB-106-CLE

		ESTE-217-CLE	ECRG-106-CLE	EKRG-106-CLE	EMRG-106-CLE	EARB-106-CLE	EAPB-106-CLE
Pre-Hung Unit	3-0 x 6-8	\$1,224.93	\$1,676.50	\$1,593.20	\$1,676.50	\$1,669.15	\$1,777.16
Slab Only	3-0 x 6-8	\$1,014.59	\$1,466.16	\$1,382.86	\$1,466.16	\$1,458.81	\$1,566.82



Cherry



Oak



Mahogany



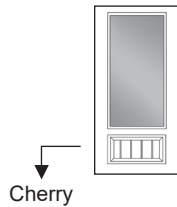
Cherry



Oak

ECRC-404-CLE EKRC-404-CLE EMRC-404-CLE ECRM-404-CLE EKRM-404-CLE

		ECRC-404-CLE	EKRC-404-CLE	EMRC-404-CLE	ECRM-404-CLE	EKRM-404-CLE
Pre-Hung Unit	3-0 x 6-8	\$1,877.54	\$1,790.15	\$1,877.54	\$1,884.31	\$1,766.27
Slab Only	3-0 x 6-8	\$1,667.20	\$1,579.81	\$1,667.20	\$1,673.97	\$1,555.93



Cherry



Oak



Rustic Cherry



Rustic Cherry


ECPM-404-CLE EKPM-404-CLE EYRN-404-CLE EYPN-404-CLE

		ECPM-404-CLE	EKPM-404-CLE	EYRN-404-CLE	EYPN-404-CLE
Pre-Hung Unit	3-0 x 6-8	\$1,945.63	\$1,796.93	\$1,908.20	\$1,908.20
Slab Only	3-0 x 6-8	\$1,735.29	\$1,586.59	\$1,697.86	\$1,697.86

Functioning double doors are recommended for use only in situations where weather related performance is not an issue. Double door units include a Trilennium multi-point lock.

Sidelites

For pricing and more information on sidelites, please see Bayer Built Q or contact our Customer Service Department.

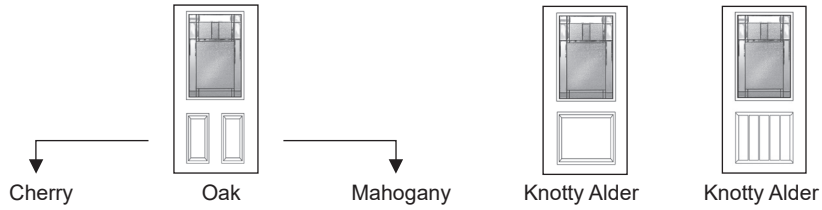


Cherry	ECRK-129-CLE	ECRM-450-CLE	ECAA-151-CLE	DS100E
Knotty Alder	---	---	EAAA-151-CLE	DS100E
Mahogany	EMRK-129-CLE	EMRM-450-CLE	EMAA-151-CLE	DS100E
Oak	EKRK-129-CLE	EKRM-450-CLE	EKAA-151-CLE	DS100E
Rustic Cherry	---	EYRM-450-CLE*	---	DS100E
Smooth	---	---	ESFA-151-CLE	DS100E

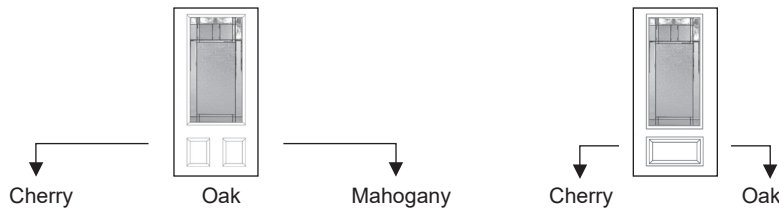
*EYRM coordinating sidelite for the EYRN and EYPN doors

Standard Prehung Configuration: 4-9/16" Frame Saver® rot-proof primed exterior frame components with compression weatherstrip, satin brass ball-bearing hinges, Z-series inswing adjustable composite sill (available with Walnut or Oak finish), sill cover, applied rot-proof brickmould and single bore.

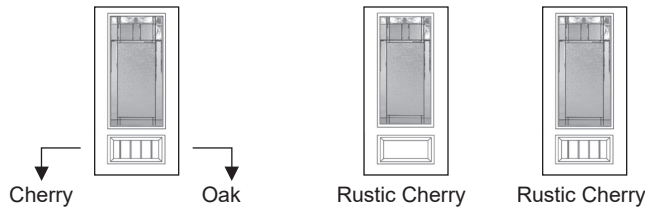
Premium textured fiberglass with fiberglass surround.



		ECRG-106-676	EKRG-106-676	EMRG-106-676	EARB-106-676	EAPB-106-676
Pre-Hung Unit	3-0 x 6-8	\$2,289.34	\$2,206.04	\$2,289.34	\$2,281.99	\$2,390.00
Slab Only	3-0 x 6-8	\$2,079.00	\$1,995.70	\$2,079.00	\$2,071.65	\$2,179.66



		ECRC-404-676	EKRC-404-676	EMRC-404-676	ECRM-404-676	EKRM-404-676
Pre-Hung Unit	3-0 x 6-8	\$2,550.80	\$2,463.41	\$2,550.80	\$2,557.57	\$2,439.53
Slab Only	3-0 x 6-8	\$2,340.46	\$2,253.07	\$2,340.46	\$2,347.23	\$2,229.19



		ECPM-404-676	EKPM-404-676	EYRN-404-676	EYPN-404-676
Pre-Hung Unit	3-0 x 6-8	\$2,618.89	\$2,470.19	\$2,581.46	\$2,581.46
Slab Only	3-0 x 6-8	\$2,408.55	\$2,259.85	\$2,371.12	\$2,371.12

Functioning double doors are recommended for use only in situations where weather related performance is not an issue. Double door units include a Trilennium multi-point lock.

Sidelites

For pricing and more information on sidelites, please see Bayer Built Q or contact our Customer Service Department.

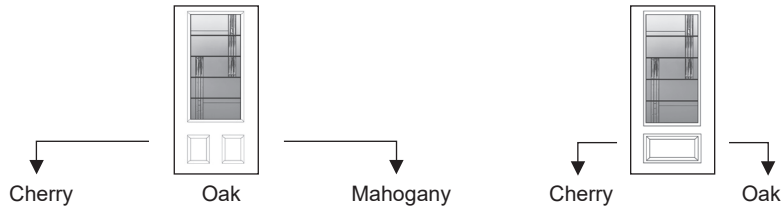


Cherry	ECRK-129-676	ECRM-450-676	ECAA-151-676
Knotty Alder	---	---	EAAA-151-676
Mahogany	EMRK-129-676	EMRM-450-676	EMAA-151-676
Oak	EKRK-129-676	EKRM-450-676	EKAA-151-676
Rustic Cherry	---	EYRM-450-676*	---
Smooth	---	---	---

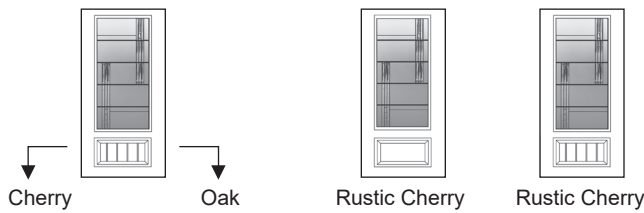
*EYRM coordinating sidelite for the EYRN and EYPN doors

Standard Prehung Configuration: 4-9/16" Frame Saver® rot-proof primed exterior frame components with compression weatherstrip, satin brass ball-bearing hinges, Z-series inswing adjustable composite sill (available with Walnut or Oak finish), sill cover, applied rot-proof brickmould and single bore.

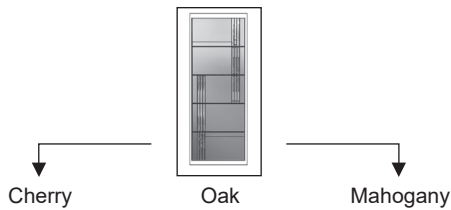
Premium textured fiberglass with fiberglass surround.



		ECRC-404-788	EKRC-404-788	EMRC-404-788	ECRM-404-788	EKRM-404-788
Pre-Hung Unit	3-0 x 6-8	\$2,815.96	\$2,728.57	\$2,815.96	\$2,822.73	\$2,704.69
Slab Only	3-0 x 6-8	\$2,605.62	\$2,518.23	\$2,605.62	\$2,612.39	\$2,494.35



		ECPM-404-788	EKPM-404-788	EYRN-404-788	EYPN-404-788
Pre-Hung Unit	3-0 x 6-8	\$2,884.05	\$2,735.35	\$2,846.62	\$2,846.62
Slab Only	3-0 x 6-8	\$2,673.71	\$2,525.01	\$2,636.28	\$2,636.28

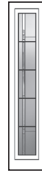


		ECRG-122-788	EKRG-122-788	EMRG-122-788
Pre-Hung Unit	3-0 x 6-8	\$3,039.07	\$2,948.15	\$3,039.07
Slab Only	3-0 x 6-8	\$2,828.73	\$2,737.81	\$2,828.73

Functioning double doors are recommended for use only in situations where weather related performance is not an issue. Double door units include a Trilennium multi-point lock.

Sidelites

For pricing and more information on sidelites, please see Bayer Built Q or contact our Customer Service Department.

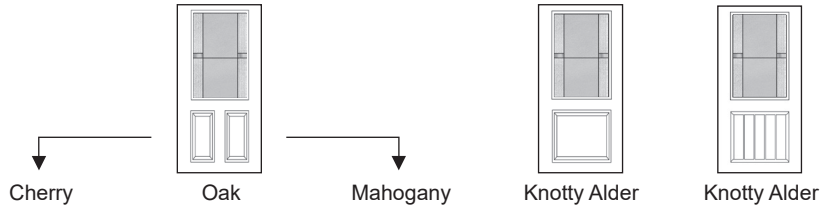


Cherry	ECRM-450-788	ECAA-151-788
Knotty Alder	- - -	EAAA-151-788
Mahogany	EMRM-450-788	EMAA-151-788
Oak	EKRM-450-788	EKAA-151-788
Rustic Cherry	EYRM-450-788*	- - -
Smooth	- - -	- - -

*EYRM coordinating sidelite for the EYRN and EYPN doors

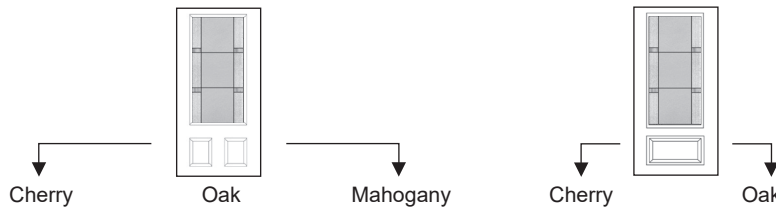
Standard Prehung Configuration: 4-9/16" Frame Saver® rot-proof primed exterior frame components with compression weatherstrip, satin brass ball-bearing hinges, Z-series inswing adjustable composite sill (available with Walnut or Oak finish), sill cover, applied rot-proof brickmould and single bore.

Premium textured fiberglass with fiberglass surround.



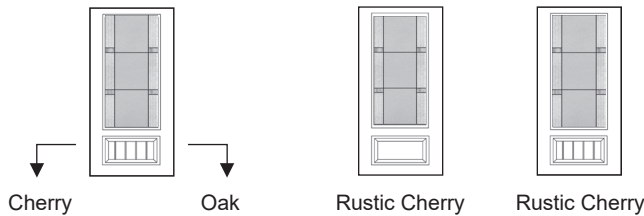
ECRG-106-DOR EKRK-106-DOR EMRG-106-DOR EARB-106-DOR EAPB-106-DOR

Pre-Hung Unit	3-0 x 6-8	\$2,126.57	\$2,043.27	\$2,126.57	\$2,119.22	\$2,227.23
Slab Only	3-0 x 6-8	\$1,916.23	\$1,832.93	\$1,916.23	\$1,908.88	\$2,016.89



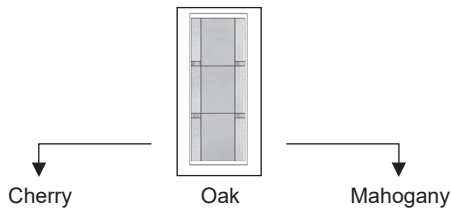
ECRC-404-DOR EKRC-404-DOR EMRC-404-DOR ECRC-404-DOR EKRC-404-DOR

Pre-Hung Unit	3-0 x 6-8	\$2,344.16	\$2,256.77	\$2,344.16	\$2,344.16	\$2,256.77
Slab Only	3-0 x 6-8	\$2,133.82	\$2,046.43	\$2,133.82	\$2,133.82	\$2,046.43



ECPM-404-DOR EKPM-404-DOR EYRN-404-DOR EYPN-404-DOR

Pre-Hung Unit	3-0 x 6-8	\$2,412.25	\$2,263.55	\$2,374.82	\$2,374.82
Slab Only	3-0 x 6-8	\$2,201.91	\$2,053.21	\$2,164.48	\$2,164.48



ECRG-122-DOR EKRK-122-DOR EMRG-122-DOR

Pre-Hung Unit	3-0 x 6-8	\$2,578.27	\$2,487.35	\$2,578.27
Slab Only	3-0 x 6-8	\$2,367.93	\$2,277.01	\$2,367.93

Functioning double doors are recommended for use only in situations where weather related performance is not an issue. Double door units include a Trilennium multi-point lock.

Sidelites

For pricing and more information on sidelites, please see Bayer Built Q or contact our Customer Service Department.

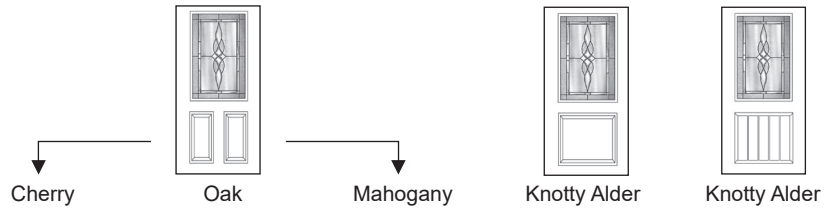


Cherry	ECRK-129-DOR	ECRM-450-DOR	ECAA-151-DOR
Knotty Alder	---	---	EAAA-151-DOR
Mahogany	EMRK-129-DOR	EMRM-450-DOR	EMAA-151-DOR
Oak	EKRK-129-DOR	EKRM-450-DOR	EKAA-151-DOR
Rustic Cherry	---	EYRM-450-DOR*	---
Smooth	---	---	---


*EYRM coordinating sidelite for the EYRN and EYPN doors

Standard Prehung Configuration: 4-9/16" Frame Saver® rot-proof primed exterior frame components with compression weatherstrip, satin brass ball-bearing hinges, Z-series inswing adjustable composite sill (available with Walnut or Oak finish), sill cover, applied rot-proof brickmould and single bore.

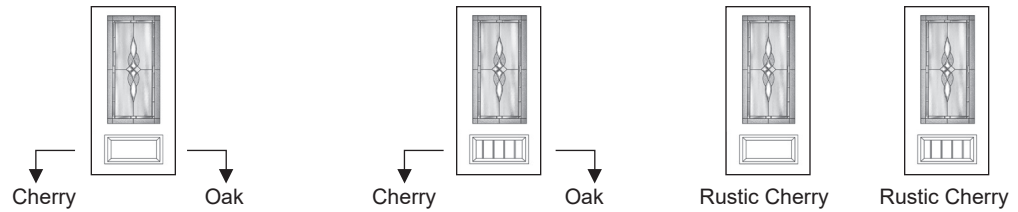
Premium textured fiberglass with fiberglass surround.



		ECRG-106-664	EKRG-106-664	EMRG-106-664	EARB-106-664	EAPB-106-664
Pre-Hung Unit	3-0 x 6-8	\$2,374.21	\$2,290.91	\$2,374.21	\$2,366.86	\$2,474.87
Slab Only	3-0 x 6-8	\$2,163.87	\$2,080.57	\$2,163.87	\$2,156.51	\$2,264.53



		ECRC-404-664	EKRC-404-664	EMRC-404-664
Pre-Hung Unit	3-0 x 6-8	\$2,691.33	\$2,603.95	\$2,691.33
Slab Only	3-0 x 6-8	\$2,480.99	\$2,393.61	\$2,480.99



		ECRM-404-664	EKRM-404-664	ECPM-404-664	EKPM-404-664	EYRN-404-664	EYPN-404-664
Pre-Hung Unit	3-0 x 6-8	\$2,698.11	\$2,580.06	\$2,759.43	\$2,610.72	\$2,721.99	\$2,721.99
Slab Only	3-0 x 6-8	\$2,487.77	\$2,369.72	\$2,549.09	\$2,400.38	\$2,511.65	\$2,511.65

Functioning double doors are recommended for use only in situations where weather related performance is not an issue. Double door units include a Trilennium multi-point lock.

Sidelites

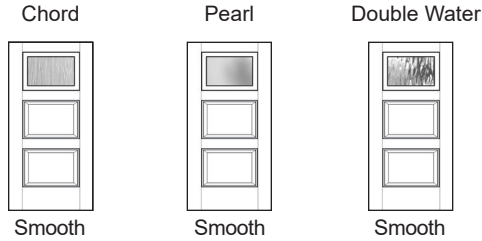
For pricing and more information on sidelites, please see Bayer Built Q or contact our Customer Service Department.



Cherry	ECRK-129-664	ECRM-450-664	ECAA-151-664
Knotty Alder	---	---	EAAA-151-664
Mahogany	EMRK-129-664	EMRM-450-664	EMAA-151-664
Oak	EKRK-129-664	EKRM-450-664	EKAA-151-664
Rustic Cherry	---	EYRM-450-664*	---
Smooth	---	---	---

*EYRM coordinating sidelite for the EYRN and EYPN doors

Standard Prehung Configuration: 4-9/16" Frame Saver® rot-proof primed exterior frame components with compression weatherstrip, satin brass ball-bearing hinges, Z-series inswing adjustable composite sill (available with Walnut or Oak finish), sill cover, applied rot-proof brickmould and single bore.

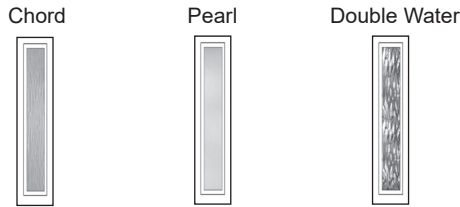


ESTE-217-115 ESTE-217-140 ESTE-217-113

Pre-Hung Unit	3-0 x 6-8	\$1,336.95	\$1,336.95	\$1,336.95
Slab Only	3-0 x 6-8	\$1,126.61	\$1,126.61	\$1,126.61

Sidelites

For pricing and more information on sidelites, please see Bayer Built Q or contact our Customer Service Department.



Smooth	ESFA-151-115	ESFA-151-140	ESFA-151-113
--------	---------------------	---------------------	---------------------

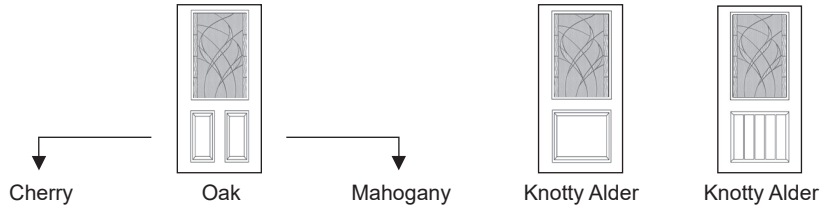
Functioning double doors are recommended for use only in situations where weather related performance is not an issue. Double door units include a Trilennium multi-point lock.



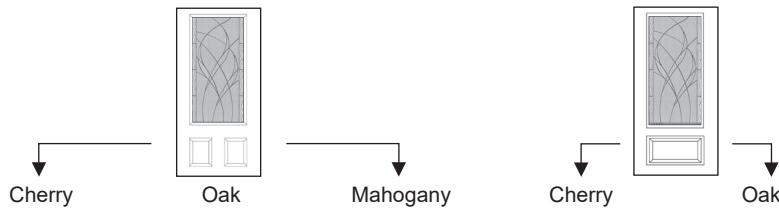
THIS PAGE INTENTIONALLY LEFT BLANK

Standard Prehung Configuration: 4-9/16" Frame Saver® rot-proof primed exterior frame components with compression weatherstrip, satin brass ball-bearing hinges, Z-series inswing adjustable composite sill (available with Walnut or Oak finish), sill cover, applied rot-proof brickmould and single bore.

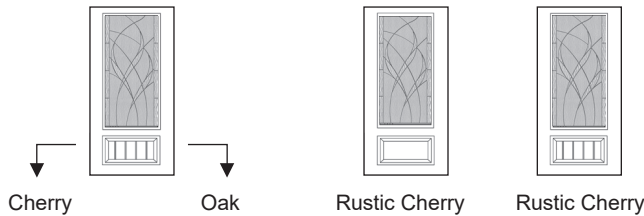
Premium textured fiberglass with fiberglass surround.



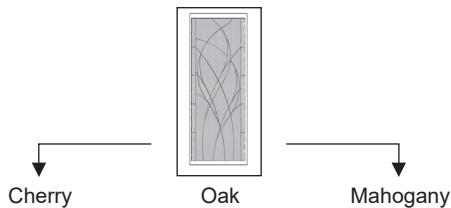
		ECRG-106-WTS	EKRG-106-WTS	EMRG-106-WTS	EARB-106-WTS	EAPB-106-WTS
Pre-Hung Unit	3-0 x 6-8	\$2,407.25	\$2,323.95	\$2,407.25	\$2,399.90	\$2,507.91
Slab Only	3-0 x 6-8	\$2,196.91	\$2,113.61	\$2,196.91	\$2,189.55	\$2,297.57



		ECRC-404-WTS	EKRC-404-WTS	EMRC-404-WTS	ECRC-404-WTS	EKRC-404-WTS
Pre-Hung Unit	3-0 x 6-8	\$2,653.67	\$2,566.29	\$2,653.67	\$2,653.67	\$2,566.29
Slab Only	3-0 x 6-8	\$2,443.33	\$2,355.95	\$2,443.33	\$2,443.33	\$2,355.95



		ECPM-404-WTS	EKPM-404-WTS	EYRN-404-WTS	EYPN-404-WTS
Pre-Hung Unit	3-0 x 6-8	\$2,721.77	\$2,573.06	\$2,684.33	\$2,684.33
Slab Only	3-0 x 6-8	\$2,511.43	\$2,362.72	\$2,473.99	\$2,473.99

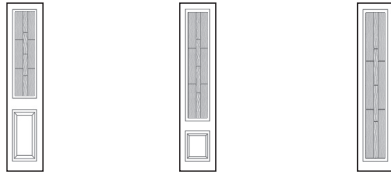


		ECRG-122-WTS	EKRG-122-WTS	EMRG-122-WTS
Pre-Hung Unit	3-0 x 6-8	\$2,872.07	\$2,781.16	\$2,872.07
Slab Only	3-0 x 6-8	\$2,661.73	\$2,570.82	\$2,661.73

Functioning double doors are recommended for use only in situations where weather related performance is not an issue. Double door units include a Trilennium multi-point lock.

Sidelites

For pricing and more information on sidelites, please see Bayer Built Q or contact our Customer Service Department.



Cherry	ECRK-129-WTS	ECRM-450-WTS	ECAA-151-WTS
Knotty Alder	---	---	EAAA-151-WTS
Mahogany	EMRK-129-WTS	EMRM-450-WTS	EMAA-151-WTS
Oak	EKRK-129-WTS	EKRM-450-WTS	EKAA-151-WTS
Rustic Cherry	---	EYRM-450-WTS*	---
Smooth	---	---	---

*EYRM coordinating sidelite for the EYRN and EYPN doors