

# firedoors

## Fire Rated Doors:

**Page**

20-Minute Doors .....	2-5
90-Minute Doors .....	2-5

*60-Minute and 90-Minute stile and rail doors are available to be quoted. Please call Customer Service.*

## Frames:

Rediframe .....	7
Rediflex.....	8
20-Minute Wood Frames .....	9

## Specs:

Rediframe Specs .....	7
Rediflex Specs.....	8
Rough Openings.....	8

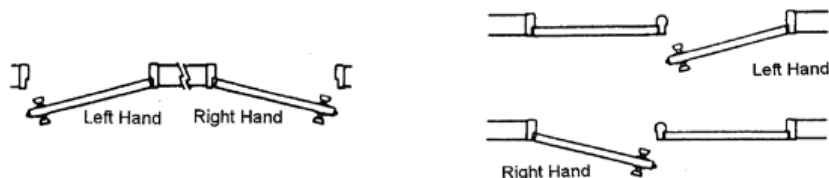
## Options:

Astragals.....	6
Flush Bolts.....	6
Machining Charges.....	6
Metal Edges.....	6
Rediframe/Rediflex Options.....	9
Closer .....	9
Metal Vision Panel.....	9
Smoke Gasket.....	9
Sweeps.....	10
Thresholds.....	10
Hinges .....	11

## REQUIRED Components:

- Rated Door:* Metal Stamped
- Rated Frame:* Metal Stamped
- Smoke Gasket:* Must be added to steel and wood frames
- Hinges:* Fire passage MUST be self-closing
- Sweep*
- Threshold*

## Door Handing:





**Fire Doors w/ Metal Label**

- Fire doors and jambs w/ metal labels must be machined by Bayer Built as dictated by law.
- All 1-3/4" Fire Doors are undersized 1/4" in width.
- All 79-1/4", 83-1/4" and 95-1/4" doors are beveled 2 sides.
- 60 and 90-minute doors may be trimmed in height up to 3/4". 20-minute doors may be trimmed to any size.
- Double doors require metal meeting edge unless category A.

**Pricing for doors up to 84" include door blank with applied fire label, machined for 3 ea 4-1/2" hinges to Rediframe specs, and a cylindrical lock with a latch mortise prep.**

**Pricing for doors over 84" include door blank with applied fire label, machined for 4 ea 4-1/2" hinges to Hollow Metal specs, and a cylindrical lock with a latch mortise prep.**

	Plain Slice Red Oak		Rift Cut Oak	Plain Slice White Maple	
<b>20-Minute - All doors are Positive Pressure Category B unless noted</b>					
	Mill Option Edges		Architectural Matching Edges		
	<b>9 Ply</b>	<b>7 Ply</b>	<b>5 Ply</b>	<b>5 Ply</b>	<b>5 Ply</b>
2-0 x 79-1/4	---	\$517.08	---	---	---
2-4 x 79-1/4	---	---	---	---	---
2-6 x 79-1/4	---	\$517.08	---	---	---
2-8 x 79-1/4	---	\$517.08	---	---	\$623.87
3-0 x 79-1/4	\$424.13	\$517.08	\$634.25	---	\$645.57
3-0 x 79-1/4 Pair	---	\$420.48 *	---	---	---
3-0 x 79-1/4 w/LSL Core	---	---	\$747.00	---	\$787.32
3-6 x 79-1/4	---	---	\$690.46	---	---
3-8 x 79-1/4	---	---	---	---	---
4-0 x 79-1/4	---	---	---	---	---
2-8 x 83-1/4	---	\$530.87	---	---	---
3-0 x 83-1/4	---	\$530.87	\$646.29	\$775.02	\$667.27
3-0 x 83-1/4 Pair	---	\$420.48 *	---	---	---
3-0 x 83-1/4 w/LSL Core	---	---	\$831.43	---	\$845.43
<b>**Cat. A 3-0 x 83-1/4 Paired</b>	---	---	\$708.37 *	---	\$732.48 *
3-6 x 83-1/4	---	---	\$714.20	---	---
3-8 x 83-1/4	---	---	\$748.46	---	---
4-0 x 83-1/4	---	---	\$840.91	---	\$873.12
3-0 x 95-1/4	---	---	\$729.67	---	\$751.65
4-0 x 95-1/4 w/LSL Core	---	---	\$1,174.46	---	---
<i>LSL Core (Laminated Strand Lumber) allows minimum 1-1/4" distance from lite cutout to edge of lock (standard core only allows distance of 5-1/2")</i>					
3-0 x 107-1/4 (14" bottom rail)	---	---	\$788.67	---	---
<b>60-Minute - Use 90-minute rated doors for 60 minute applications</b>					

\* Denotes pair matched doors available for double door applications. Returns of standard grade doors for color/ grain variations will NOT be accepted if pair matched is available.

**\*\* Positive Pressure**

**Hollow Metal Doors available by special order - call for quote**



**Fire Doors w/ Metal Label**

- Fire doors and jambs w/ metal labels must be machined by Bayer Built as dictated by law.
- All 1-3/4" Fire Doors are undersized 1/4" in width.
- All 79-1/4", 83-1/4" and 95-1/4" doors are beveled 2 sides.
- 60 and 90-minute doors may be trimmed in height up to 3/4". 20-minute doors may be trimmed to any size.
- Double doors require metal meeting edge unless category A.

**Pricing for doors up to 84" include door blank with applied fire label, machined for 3 ea 4-1/2" hinges to Rediframe specs, and a cylindrical lock with a latch mortise prep.**

**Pricing for doors over 84" include door blank with applied fire label, machined for 4 ea 4-1/2" hinges to Hollow Metal specs, and a cylindrical lock with a latch mortise prep.**

	Plain Slice Red Oak			Rift Cut Oak	Plain Slice White Maple
<b>90-Minute</b>					
	Mill Option Edges	Architectural Matching Edges			
	<b>9 Ply</b>	<b>7 Ply</b>	<b>5 Ply</b>	<b>5 Ply</b>	<b>5 Ply</b>
** Cat. B 2-8 x 79-1/4	---	---	\$993.47	---	---
** Cat. B 3-0 x 79-1/4	---	---	\$1,079.46	---	---
** Cat. B 3-0 x 83-1/4	---	---	\$1,017.90	---	---
** Cat. A 3-0 x 83-1/4	---	---	\$1,539.41	---	\$1,554.24
** Cat. B 3-0 x 95-1/4	---	---	---	---	---
** Cat. B 4-0 x 95-1/4	---	---	\$1,258.47	---	---

**\*\* Positive Pressure**

**Hollow Metal Doors available by special order - call for quote**



**Fire Doors w/ Metal Label**

- Fire doors and jambs w/ metal labels must be machined by Bayer Built as dictated by law.
- All 1-3/4" Fire Doors are undersized 1/4" in width.
- All 79-1/4", 83-1/4" and 95-1/4" doors are beveled 2 sides.
- 60 and 90-minute doors may be trimmed in height up to 3/4". 20-minute doors may be trimmed to any size.
- Double doors require metal meeting edge unless category A.

**Pricing for doors up to 84" include door blank with applied fire label, machined for 3 ea 4-1/2" hinges to Rediframe specs, and a cylindrical lock with a latch mortise prep.**

**Pricing for doors over 84" include door blank with applied fire label, machined for 4 ea 4-1/2" hinges to Hollow Metal specs, and a cylindrical lock with a latch mortise prep.**

	Rotary White Birch	Plain Slice White Birch	Uniform Lite Birch	
<b>20-Minute - All doors are Positive Pressure Category B unless noted</b>				
	Architectural Matching Edges	Architectural Matching Edges	Architectural Matching Edges	Mill Option Edges
	<b>7 Ply</b>	<b>5 Ply</b>	<b>5 Ply</b>	<b>9 Ply</b>
2-0 x 79-1/4	---	---	---	---
2-4 x 79-1/4	---	---	---	---
2-6 x 79-1/4	\$625.22	---	---	---
2-8 x 79-1/4	\$600.94	---	---	---
3-0 x 79-1/4	\$606.00	---	---	\$453.99
3-0 x 83-1/4	---	\$684.63	\$786.25	\$461.20
3-0 x 95-1/4	---	\$786.77	---	---
4-0 x 95-1/4 w/LSL Core	---	---	---	---
<i>LSL Core (Laminated Strand Lumber) allows minimum 1-1/4" distance from lite cutout to edge of lock (standard core only allows distance of 5-1/2")</i>				
<b>60-Minute - Use 90-minute rated doors for 60 minute applications</b>				
	Rotary White Birch	Plain Slice White Birch	Uniform Lite Birch	
<b>90-Minute</b>				
** Cat. B 3-0 x 79-1/4	---	\$1,080.29	---	---
** Cat. A 3-0 x 83-1/4	---	\$1,580.00	---	---
** Cat. B 3-0 x 95-1/4	---	---	---	---
** Cat. B 4-0 x 95-1/4	---	---	---	---

**\*\* Positive Pressure**

**Hollow Metal Doors available by special order - call for quote**

**Fire Doors w/ Metal Label**

- Fire doors and jambs w/ metal labels must be machined by Bayer Built as dictated by law.
- All 1-3/4" Fire Doors are undersized 1/4" in width.
- All 79-1/4", 83-1/4" and 95-1/4" doors are beveled 2 sides.
- 60 and 90-minute doors may be trimmed in height up to 3/4". 20-minute doors may be trimmed to any size.
- Double doors require metal meeting edge unless category A.

**Pricing for doors up to 84" include door blank with applied fire label, machined for 3 ea 4-1/2" hinges to Rediframe specs, and a cylindrical lock with a latch mortise prep.**

**Pricing for doors over 84" include door blank with applied fire label, machined for 4 ea 4-1/2" hinges to Hollow Metal specs, and a cylindrical lock with a latch mortise prep.**

	Hardboard Flush Primed	A6 Primed Solid Core (Smooth)	Factory Finished Rift Cut Slate
<b>20-Minute - All doors are Positive Pressure Category B unless noted</b>			
2-6 x 79-1/4	\$288.16	---	---
2-8 x 79-1/4	\$295.03	\$304.39	---
3-0 x 79-1/4	\$306.12	\$312.99	\$379.47

2-6 x 83-1/4	\$324.83	---	---
2-8 x 83-1/4	\$324.83	---	---
3-0 x 83-1/4	\$324.83	---	---
3-0 x 95-1/4	\$482.13	---	---
4-0 x 95-1/4 w/LSL Core	\$797.19	---	---

	Hardboard Flush Primed
<b>90-Minute</b>	
** Cat. A 3-0 x 83-1/4	\$1,343.58
** Cat. B 3-0 x 95-1/4	---
** Cat. B 4-0 x 95-1/4	\$1,257.52

**\*\* Positive Pressure**

**Hollow Metal Doors available by special order - call for quote**

**Fire Door Machining Charges**

(3) 4-1/2" Hinges & Cylindrical Lock	\$23.42	Vertical Rod Prep	\$54.80
Function Holes (Thru Bolt)	\$8.65	Cutout for Lite or Louver	\$31.94
Standard Deadbolt Prep	\$8.65	Automatic Door Bottom Prep	\$74.99
Prep for Viewer	\$8.65	Manual Flush Bolt Machining	\$72.11
ASA Strike Prep	\$8.65	Automatic Flush Bolt Machining	\$66.34
Machine to Custom Hinge Location	\$100.00	Concealed Overhead Closer Prep	\$69.22
Rim Panic	\$54.80	Mortise Lock w/ Function Holes	\$54.80

**Metal Edges, Astragals and Flush Bolts**




*Hardware only - see above for machining charges*

**For 6-8 and 7-0 Doors**

		List Price	Per
#MEFB2	US26D Heavy Duty Flush Bolt w/ 12" Extension	\$53.25	ea
#MEFB8	US1D Heavy Duty Flush Bolt w/ 12" Extension	\$57.39	ea

**For 8-0 Doors**

#FB24E2	US26D Heavy Duty Flush Bolt w/ 24" Extension	\$53.25	ea
#FB24E8	US1D Heavy Duty Flush Bolt w/ 24" Extension	\$57.39	ea

			Height	List Price	Per
	#ME458	Metal Edge w/ Astragal & Strike, Lock and 458 Flush Bolt Prep	79-1/4"	\$176.05	Set
	#ME458-7	Metal Edge w/ Astragal & Strike, Lock and 458 Flush Bolt Prep*	83-1/4"	\$181.87	Set
	#ME556	Metal Edge w/ Astragal & Strike, Lock and FB41 Flush Bolt Prep	79-1/4"	\$185.13	Set
	#MEDBL	208 Double Edge Set (No Preps)	79-1/4"	\$97.37	Set
	#MEDBL7	208 Double Edge Set (No Preps)	83-1/4"	\$102.14	Set
<i>Used in Panic Hardware Applications</i>					
	#MERVB	210 Reverse Bevel Metal Edge w/ Astragal (No Preps)	79-1/4"	\$73.53	ea
	#MERVB7	210 Reverse Bevel Metal Edge w/ Astragal (No Preps)	83-1/4"	\$77.11	ea
<i>Used with Double Egress Units</i>					

**\* Specify handing for 83-1/4" Metal Edge.**



**Rediframe Steel Frames**

Deadbolt located 8" On Center (OC) above lock

Hollow Metal Frames available by special order - call for quote.

In-Stock Colors				Brown & Ivory			Black		
Single Door				Set	Components		Set	Components	
	Hinge Prep	LH or RH		1Hdr & 2 Uprts	Uprights / Pr	Header / Ea	1Hdr & 2 Uprts	Uprights / Pr	Header / Ea
<b>4-3/4" x 6-8</b> (20 ga.)						2-8, 3-0			2-8, 3-0
SET 31	Single Strike	4-1/2" - SQ Corner	Reversible	\$222.79	\$143.97	\$58.90	\$229.33	\$148.33	\$61.08
SET 31	Double Strike	4-1/2" - SQ Corner	Specify	\$233.92	\$150.51	\$58.90	\$240.46	\$154.88	\$61.08
<b>4-7/8" x 6-8</b> (20 ga.)						2-6, 2-8, 3-0 3-6			2-6, 2-8, 3-0 3-6
SET 3	Single Strike (for 1-3/8" door)	3-1/2" w/1/4" Radius	Reversible	\$233.69	\$143.97	\$69.80	\$240.24	\$148.33	\$71.99
SET 31	Single Strike	4-1/2" - SQ Corner	Reversible	\$233.69	\$143.97	\$69.80	\$240.24	\$148.33	\$71.99
SET 31	Double Strike	4-1/2" - SQ Corner	Specify	\$244.82	\$150.51	\$69.80	\$251.37	\$154.88	\$71.99
<b>4-7/8" x 7-0</b> (20 ga.)						2-6, 2-8, 3-0 3-6			2-6, 2-8, 3-0 3-6
SET 31	Single Strike	4-1/2" - SQ Corner	Specify	\$246.78	\$157.06	\$69.80	\$253.33	\$161.42	\$71.99
<b>5-3/8" x 6-8</b> (20 ga.)						2-8, 3-0			2-8, 3-0
SET 31	Single Strike	4-1/2" - SQ Corner	Reversible	\$222.79	\$143.97	\$58.90	\$229.33	\$148.33	\$61.08
SET 31	Double Strike	4-1/2" - SQ Corner	Specify	\$233.92	\$150.51	\$58.90	\$240.46	\$154.88	\$61.08
<b>6-7/8" 6-8</b> (18 ga.)						2-8, 3-0			2-8, 3-0
SET 31	Single Strike	4-1/2" - SQ Corner	Reversible	\$296.95	\$200.69	\$76.35	\$303.50	\$205.05	\$78.53
SET 31	Double Strike	4-1/2" - SQ Corner	Specify	\$299.36	\$198.50	\$76.35	\$314.63	\$211.59	\$78.53
<b>7-3/8" x 6-8</b> (18 ga.)						3-0			3-0
SET 31	Single Strike	4-1/2" - SQ Corner	Reversible	\$296.95	\$200.69	\$76.35	\$303.50	\$205.05	\$78.53
SET 31	Double Strike	4-1/2" - SQ Corner	Specify	\$308.08	\$207.23	\$76.35	\$314.63	\$211.59	\$78.53
Double Door									
<b>4-7/8" x 6-8</b> (20 ga.)						5-4, 6-0			5-4, 6-0
SET 33	Hinges Only	Six 4-1/2" w/ SQ Corners		\$255.51	\$174.51	\$61.08	\$277.32	\$178.87	\$78.53
<b>7-3/8" x 6-8</b> (18 ga.)						6-0			6-0
SET 33	Hinges Only	Six 4-1/2" w/ SQ Corners		\$355.85	\$235.59	\$100.34	\$362.39	\$239.95	\$102.52

**Rediframe Specs**

- Set 3 Hinge Prep = Three 3-1/2" w/ 1/4"radius corners
- Set 31 Hinge Prep = Three 4-1/2" w/ square corners
- Set 33 Hinge Prep = Six 4-1/2" w/ square corners

Color: Black, Brown and Ivory  
 Door Size: 1-3/4" Thickness (Set 3 = 1-3/8")  
 Casing: 1-1/2" Flat Steel  
 Strike Prep: 1-1/4" x 2-3/4" T-Strike  
 Dead Strike Prep: 8" OC above T-Strike

**Rediflex Steel Frames**

Hollow Metal Frames available by special order - call for quote.

In-Stock Colors			Brown & Ivory			Black		
Single Door	Non-Kerfed (Specify LH or RH)	Set 1Hdr & 2 Uprts	Components		Set 1Hdr & 2 Uprts	Components		
			Uprights / Pr	Header / Ea		Uprights / Pr	Header / Ea	
<b>4 to 5-1/4" x 6-8</b>				<u>2-6, 2-8, 3-0</u>			<u>2-6, 2-8, 3-0</u>	
SET 31	Double Strike	4-1/2" - SQ Corner	\$369.86	\$262.65	\$82.70	\$354.97	\$243.84	\$86.62
<b>6 to 7-1/4" x 6-8</b>				<u>2-8, 3-0</u>			<u>2-8, 3-0</u>	
SET 31	Double Strike	4-1/2" - SQ Corner	\$399.70	\$275.29	\$99.90	\$373.40	\$255.19	\$93.70

**Rediflex Specs**

Set 31 Hinge Prep: Three 4-1/2" w/ square corners  
 Color: Black, Brown and Ivory  
 Door Size: 1-3/4" Thickness  
 Casing: 1-1/2" Flat Steel  
 Strike Prep: 1-1/4" x 2-3/4" T-Strike  
 Dead Strike Prep: 8" OC above T-Strike  
 Type: Not Kerfed for weatherstrip  
 Gauge: 18

**Rough Openings for Rediframe / Rediflex**

Single Door	Rough Opening
2-6 x 6-8	31-1/4" x 81"
2-8 x 6-8	33-1/4" x 81"
3-0 x 6-8	37-1/4" x 81"

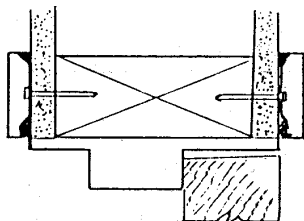
Double Door	Rough Openings
5-0 x 6-8	61-1/4" x 81"
5-4 x 6-8	65-1/4" x 81"
6-0 x 6-8	73-1/4" x 81"

2-6 x 7-0	31-1/4" x 85"
2-8 x 7-0	33-1/4" x 85"
3-0 x 7-0	37-1/4" x 85"

**Rediframe Illustration:**

*Rough Opening*

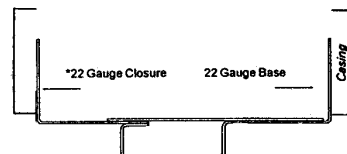
Width: Nominal door width plus 1-1/4"  
 Height: Nominal door height plus 1" to finished floor



**Rediflex Illustration:**

*Rough Opening*

Width: Nominal door width plus 1-1/4"  
 Height: Nominal door height plus 1" to finished floor



**Fire Rated Passage Components**

20-Minute Wood Jambs w/ Metal Label

Jamb sets are knocked down & machined to standard specifications with 4-1/2" hinge preps, no sill is included. Not for use in exterior applications. Exterior wood jamb options located on Door Options Rollout in Exterior Catalog.

	Solid Oak 3-0 x 7-0	Maple 3-0 x 7-0	Per
4-9/16"	\$366.44	\$469.92	Set
4-7/8"	\$382.50	\$479.71	Set
5-1/4"	\$402.22	\$526.47	Set
6-9/16"	\$424.41	\$544.83	Set
6-13/16"	\$434.97	\$558.16	Set
7-1/4"	\$439.88	\$600.99	Set

- 20-Minute solid jambs are priced as Positive Pressure rated.
- For Setup Frame add: \$54.84 per unit

For solid jamb widths other than specified above, add \$17.04 to the next larger size.

**Rediframe / Rediflex Misc.**

SKU#	Description	Description	List Price (ea.)
#RFDB__	Dead Bolt Strike Plate	(US4, US26D, or US10B)	\$4.58
#RFDBSCB	Dead Bolt Strike Cover	Brown	\$4.58
#RFBldbSC		Black	\$4.58
#RF3068CS_	Rediframe Casing Set	Brown or Ivory	\$13.75
#RF3068CSBL		Black	\$14.61

**Closer**

SKU#	Types	Description	Color	List Price	Per
CLSR5200MC _	Hager	5200	Black (BL) / Aluminum (A)	\$293.78	ea
RFRB	Closer Reinforce Bracket	--	--	\$16.97	ea

**Smoke Gasket**

SKU#	Types	Description	Color	List Price	Per
SG17	Adhesive	Rediframe/Rediflex	Black	\$34.60	17' roll
SG21	Adhesive	Rediframe/Rediflex	Black	\$42.75	21' roll

**Metal Vision Panel**

Visible Glass Size	Panel Only	Wire Glass* Only	Installation Of Wire Glass*	Installed w/ Wire Glass*	Per	
10" x 10"	\$57.33	\$142.05	\$31.94	\$231.32	ea	Custom sizes available. Please call for quote.
5" x 20"	\$63.73	\$149.21		\$244.88	ea	
4" x 25"	\$67.22	\$154.57		\$253.73	ea	
20" x 30"	\$100.39	\$528.07		\$660.40	ea	

**\*Wire glass includes safety film**

**Thresholds & Sweeps**

**Aluminum Threshold**

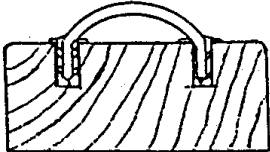


4" x 1/2"



SKU#	Size	List Price	Per
30AT	3-0	\$39.32	ea
40AT	4-0	\$52.43	ea
60AT	6-0	\$79.73	ea

**Oak Mini-Threshold**

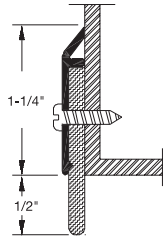


3/4" x 1-11/16"

SKU#	Size	List Price	Per
30KMT	3-0	\$90.66	ea

*\*Not to be used in a fire rated door system.*

**Aluminum Sweep (Sill Protection)**



SKU#	Size	List Price	Per
DSA30	3-0	\$88.98	ea
DSA40	4-0	\$126.44	ea

Clear Anodized Aluminum



**Hinge Options**

<b>Color Options</b>	<b>3-1/2" Hinge</b>	<b>4-1/2" Hinge</b>	<b>4-1/2" Hinge</b>	<b>4-1/2" Hinge</b>
	Plain (1/4" Radius Corner)	Spring (Square Corner)	Ball Bearing (Square Corner)	Ball Bearing NRP (Square Corner)
	(for 1-3/8" doors)	(for 1-3/4" doors)	(for 1-3/4" doors)	(for 1-3/4" doors)
Oil Rubbed Bronze (US10B)	---	\$43.42	\$18.80	\$30.73
Antique Brass (US5)	---	---	---	---
Satin Chrome (US26D)	\$7.70	\$20.02	\$13.00	\$17.30
Bright Brass (US3)	---	\$27.53	\$22.26	\$30.73
Satin Brass (US4)	\$3.92	\$28.67	\$19.37	\$23.09
Antique Bronze (US10A)	---	---	---	---
Bright Chrome (US26)	---	---	---	---
Antique Nickel (US15A)	---	---	---	---
Black (US1D)	---	\$59.88	\$21.45	\$32.48
Satin Nickel (US15)	---	\$33.32	\$18.80	\$38.15

**1/4" Radius Corner**  
(Use with Set 3 frames)

**Square Corner**  
(Use with Set 31 or 33 frames)



THIS PAGE INTENTIONALLY LEFT BLANK.