


Standard Pre-Hung Configuration: 4-9/16" FrameSaver® rot-proof primed exterior frame with 20-minute metal label, Q-Lon fire-rated weatherstrip, one (1) satin brass ball bearing hinge and two (2) satin brass spring hinges, Z-series inswing adjustable composite sill (available with Walnut or Oak finish), sill cover, applied rot-proof brickmould and single bore. The door also has a 20-minute metal label.

**Standard on all stock
Pre-Finished white doors**

- Steel Slabs (Painted 100 Arctic White)
- FG Slabs (Painted 099 Pure White)
- Primed Exterior Frames
- Adjustable Hinge Plate (steel only)



Select Steel



Select Steel



Summit
Brushed Smooth

Pre-Finished White

HDAAW-HTG20 HDRGW-HTG20 SBRKP-HTG20

Pre-Hung Unit	2-8 x 6-8	\$822.23	\$829.30	---
	3-0 x 6-8	\$822.23	\$829.30	\$1,298.41
Slab Only	2-8 x 6-8	\$585.32	\$592.39	---
	3-0 x 6-8	\$585.32	\$592.39	\$1,061.49



Select Steel



Select Steel

Summit
Brushed Smooth



Select Steel

Pre-Finished White

HDRMW-HTG20 HDFIW-HTG20 SBFIP-HTG20 HDTHW-HTG20

Pre-Hung Unit	2-8 x 6-8	\$847.05	\$850.93	---	\$889.52
	3-0 x 6-8	\$847.05	\$850.93	\$1,342.39	\$889.52
Slab Only	2-8 x 6-8	\$610.14	\$614.02	---	\$652.61
	3-0 x 6-8	\$610.14	\$614.02	\$1,105.47	\$652.61

Standard Pre-Hung Configuration: 4-9/16" FrameSaver® rot-proof primed exterior frame with 20-minute metal label, Q-Lon fire-rated weatherstrip, one (1) satin brass ball bearing hinge and two (2) satin brass spring hinges, Z-series inswing adjustable composite sill (available with Walnut or Oak finish), sill cover, applied rot-proof brickmould and single bore. The door also has a 20-minute metal label.



Elite Fiberglass


Elite Fiberglass
Rustic Mahogany

EHPB-HTG20

Pre-Hung Unit	2-8 x 6-8	---
	3-0 x 6-8	\$1,517.19
Slab Only	2-8 x 6-8	---
	3-0 x 6-8	\$1,280.28



Perspective Fiberglass
Brushed Smooth



Perspective Fiberglass
Brushed Smooth



Perspective Fiberglass
Fir

Perspective Fiberglass

PBFQ-HTG20 PBF E-HTG20 PFFE-HTG20

Pre-Hung Unit	2-8 x 6-8	\$987.37	\$1,052.92	\$1,362.29
	3-0 x 6-8	\$987.37	\$1,052.92	\$1,362.29
Slab Only	2-8 x 6-8	\$750.45	\$816.00	\$1,125.37
	3-0 x 6-8	\$750.45	\$816.00	\$1,125.37



Perspective Fiberglass
Smooth



Perspective Fiberglass
Fir



Perspective Fiberglass
Smooth



Perspective Fiberglass
Fir

Perspective Fiberglass

PBFK-HTG20 PFFK-HTG20 PBFL-HTG20 PFFL-HTG20

Pre-Hung Unit	2-8 x 6-8	\$959.77	\$1,335.68	\$965.78	\$1,335.68
	3-0 x 6-8	\$959.77	\$1,335.68	\$965.78	\$1,335.68
Slab Only	2-8 x 6-8	\$722.85	\$1,098.77	\$728.87	\$1,098.77
	3-0 x 6-8	\$722.85	\$1,098.77	\$728.87	\$1,098.77

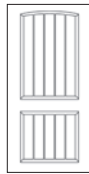
Standard Pre-Hung Configuration: 4-9/16" FrameSaver® rot-proof primed exterior frame with 20-minute metal label, Q-Lon fire-rated weatherstrip, one (1) satin brass ball bearing hinge and two (2) satin brass spring hinges, Z-series inswing adjustable composite sill (available with Walnut or Oak finish), sill cover, applied rot-proof brickmould and single bore. The door also has a 20-minute metal label.



Summit Fiberglass

Summit Brushed Smooth Summit Brushed Smooth Summit Brushed Smooth

		SBAA-HTG20	SBRG-HTG20	SBRK-HTG20
Pre-Hung Unit	2-8 x 6-8	\$962.41	\$962.41	\$998.41
	3-0 x 6-8	\$962.41	\$962.41	\$998.41
Slab Only	2-8 x 6-8	\$725.49	\$725.49	\$761.49
	3-0 x 6-8	\$725.49	\$725.49	\$761.49



Summit Fiberglass


Summit Brushed Smooth Summit Brushed Smooth Summit Brushed Smooth Summit Fir Summit Rift Cut

		SBRB-HTG20	SBPB-HTG20	SBFI-HTG20	SFFI-HTG20	SRFI-HTG20
Pre-Hung Unit	2-8 x 6-8	\$998.41	\$998.41	\$1,042.39	\$1,389.75	\$1,042.39
	3-0 x 6-8	\$998.41	\$998.41	\$1,042.39	\$1,389.75	\$1,042.39
Slab Only	2-8 x 6-8	\$761.49	\$761.49	\$805.47	\$1,152.83	\$805.47
	3-0 x 6-8	\$761.49	\$761.49	\$805.47	\$1,152.83	\$805.47

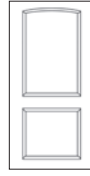
Standard Pre-Hung Configuration: 4-9/16" FrameSaver® rot-proof primed exterior frame with 20-minute metal label, Q-Lon fire-rated weatherstrip, one (1) satin brass ball bearing hinge and two (2) satin brass spring hinges, Z-series inswing adjustable composite sill (available with Walnut or Oak finish), sill cover, applied rot-proof brickmould and single bore. The door also has a 20-minute metal label.



Select Steel




Select Steel



Select Steel



Select Steel



Select Steel

Select Steel

HDAА-HTG20 HDRK-HTG20 HDRB-HTG20 HDRG-HTG20 HDRE-HTG20

Pre-Hung Unit	2-8 x 6-8	\$588.93	\$641.22	\$641.22	\$638.73	\$641.22
	3-0 x 6-8	\$588.93	\$641.22	\$641.22	\$638.73	\$641.22
Slab Only	2-8 x 6-8	\$352.01	\$404.31	\$404.31	\$401.82	\$404.31
	3-0 x 6-8	\$352.01	\$404.31	\$404.31	\$401.82	\$404.31



Select Steel



Select Steel

Closer Panic
Blocking



Select Steel

Closer Panic
Blocking



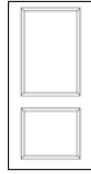
Select Steel

Select Steel


HDFI-HTG20 HDTH-HTG20 HDAА-CHTG20 HDRG-CHTG20

Pre-Hung Unit	2-8 x 6-8	\$668.73	\$693.69	\$684.82	\$682.00
	3-0 x 6-8	\$668.73	\$693.69	\$684.82	\$682.00
Slab Only	2-8 x 6-8	\$431.82	\$456.78	\$447.91	\$445.09
	3-0 x 6-8	\$431.82	\$456.78	\$447.91	\$445.09

Standard Pre-Hung Configuration: 6-13/16" FrameSaver® rot-proof primed exterior frame with 20-minute metal label, Q-Lon fire-rated weatherstrip, one (1) satin brass ball bearing hinge and three (3) satin brass spring hinges, Z-series inswing adjustable composite sill (available with Walnut or Oak finish), sill cover, applied rot-proof brickmould and machined for multi-point lock system which includes Victorian Bronze gear and Eclipse handleset. Doors without multipoint will void warranty. The door also has a 20-minute metal label.



Perspective
Fiberglass
Smooth



Perspective
Fiberglass
Brushed Smooth

Perspective Fiberglass

		PSFK-HTG20	PBFL-HTG20
Pre-Hung Unit	3-0 x 8-0	\$2,347.22	\$2,396.72
Slab Only	3-0 x 8-0	\$1,077.19	\$1,126.68



Summit
Fiberglass
Brushed Smooth



Summit
Fiberglass
Brushed Smooth

Summit Fiberglass

		SBFI-HTG20	SBRK-HTG20
Pre-Hung Unit	3-0 x 8-0	\$2,443.40	\$2,267.60
Slab Only	3-0 x 8-0	\$1,173.36	\$997.56



Standard Pre-Hung Configuration: 6-1/2" to 7-1/2" knocked down split jamb steel frame with 90-minute metal label, Q-Lon fire-rated weatherstrip, ADA inswing sill, one (1) 4" Satin Chrome ball bearing hinge and two (2) 4" Satin Chrome spring hinges. No casing included. The door also has a 90-minute label and sweep included.

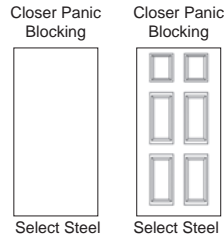
Note: Light duty steel frames are NOT recommended for exterior use.

- Price includes sweep, label, sill & weatherstrip
- These light duty steel frames are **NOT** recommended for exterior use; however hollow metal doors & metal frames are available for exterior use or masonry openings. Call Customer Service for pricing.
- Check your local building code. Ball-bearing hinges & closer may be required for 90-minute systems
- 90-minute doors are closer and panic reinforced
- Lite cut-out options are very limited; call Customer Service for options

4-1/2" to 5-1/2" pre-hangable split jamb steel frame **deduct:**

Ivory Deduct: -\$37.68

Black Deduct: -\$36.28



Steel Edge Doors

HDAА-CHTG90 HDRG-CHTG90

Knock Down Unit	2-8 x 6-8	Ivory	\$911.06	\$909.28
	3-0 x 6-8		\$911.06	\$909.28
	2-8 x 6-8	Black	\$941.61	\$939.84
	3-0 x 6-8		\$941.61	\$939.84
Slab Only	2-8 x 6-8	Ivory & Black	\$447.97	\$481.96
	3-0 x 6-8		\$447.97	\$481.96

Rough Opening Heights From Finish Floor

Sill Type	R.O. Width	R.O. Height
ADA	2/8 = 33" 3/0 = 37"	80-9/16"

90-Minute Fire Rated Frames

Split Jamb Steel Frame Only (90-minute rating) - price includes sill and weatherstrip

* 2/8, 3/0 & 3/6 frames include shop, field packs, and 90 minute label.

Frame Size		Color	KD
4-1/2" to 5-1/2"	2-8 x 6-8 #SJ428(R/L)	Ivory	\$325.19
	3-0 x 6-8 #SJ430(R/L)		\$325.19
	2-8 x 6-8 #SBL428(R/L)	Black	\$357.14
	3-0 x 6-8 #SBL430(R/L)		\$357.14
6-1/2" to 7-1/2"	2-8 x 6-8 #SJ628(R/L)	Ivory	\$362.87
	3-0 x 6-8 #SJ630(R/L)		\$362.87
	2-8 x 6-8 #SBL628(R/L)	Black	\$393.42
	3-0 x 6-8 #SBL630(R/L)		\$393.42

*** Shop Package Includes:**

- 18 Gauge Steel Frame
- Aluminum ADA Sill
- Shop Hardware
- Kerf Applied Weatherstrip
- Pre-Hanging Instructions

*** Field Package Includes:**

- 22 Gauge Trim/Closer Section
- Passage Lock Blank Insert and Deadbolt Blank Insert Security and Installation Screws
- Installation Instructions
- Passage lock ADJ Strike Plate & Deadbolt Strike Plate US26D