

Purchasing Managers Index of Puerto Rico Manufacturing

June 2017

Transmission of material in this release is embargoed

until 10:00 a.m. (AST) Tuesday, August 1, 2017

(787) 993-3336 • preguntas@estadisticas.pr

<http://www.estadisticas.pr/iepr/Publicaciones/Encuestas/ManufacturaPMI.aspx>

PUERTO RICO MANUFACTURING PMI EDGED DOWN TO 43.6 IN JUNE

On a Non-Seasonally Adjusted (NSA) basis, the Purchasing Managers Index (PMI) for Puerto Rico's manufacturing sector declined to 43.6 in June, remaining below the threshold level of 50 for the eighth consecutive month. A reading below the threshold suggests a contraction in the manufacturing sector with respect to the previous month. All of the sub-indexes, except for the Supplier Deliveries, were below the threshold level. The Own Inventories sub-index, rose to 44.0, but remained below the threshold for the fifth consecutive month. The Puerto Rico Manufacturing-Purchasing Managers Index (PRM-PMI) has been at or above the threshold level in 49 of the 86 months since the survey was first undertaken. The PRM-PMI is currently available only on a Non-Seasonally Adjusted (NSA) basis which means that seasonal fluctuations can affect its performance.

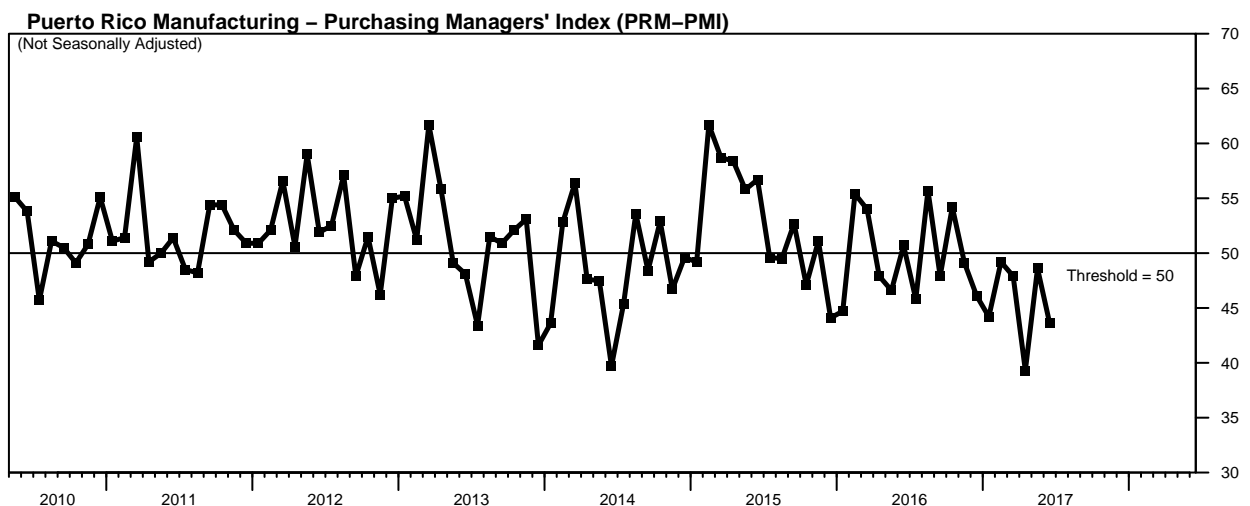


Table 1. Puerto Rico Manufacturing – Purchasing Managers' Index (NSA): June 2017

	Better	Same	Worse	PMI		
Órdenes nuevas	8	56	36	36	Lower	New orders
Producción	16	56	28	44	Lower	Production
Empleo	12	64	24	44	Lower	Employment
Entregas de suplidores	4	92	4	50	Same	Supplier deliveries
Inventarios de su empresa	16	56	28	44	Lower	Own inventories
Puerto Rico Manufacturing – Purchasing Managers Index (NSA)				43.6	Contraction	

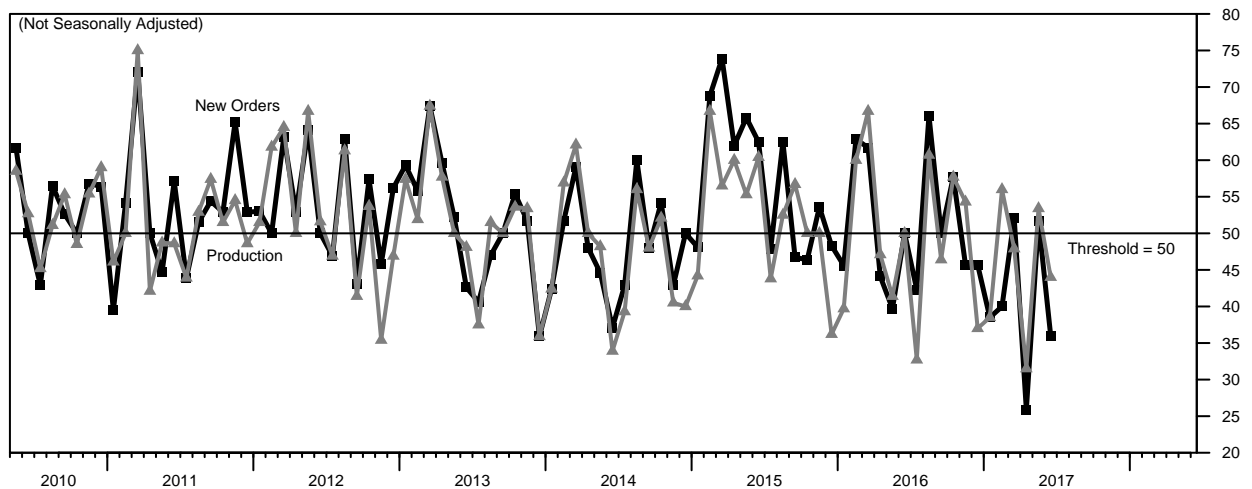
Note: Not Seasonally Adjusted (NSA)

New Orders

In June, the New Orders PMI (NSA) plummeted to 36.0, falling below the threshold level. A reading below 50 indicates that on a Non-Seasonally adjusted (NSA) basis, new orders at manufacturing establishments in June were lower than in May.

Production

The Production PMI (NSA) moved below the threshold level to 44.0 in June. A reading below 50 indicates that on a Non-Seasonally Adjusted (NSA) basis, manufacturing production in June was lower than in May.

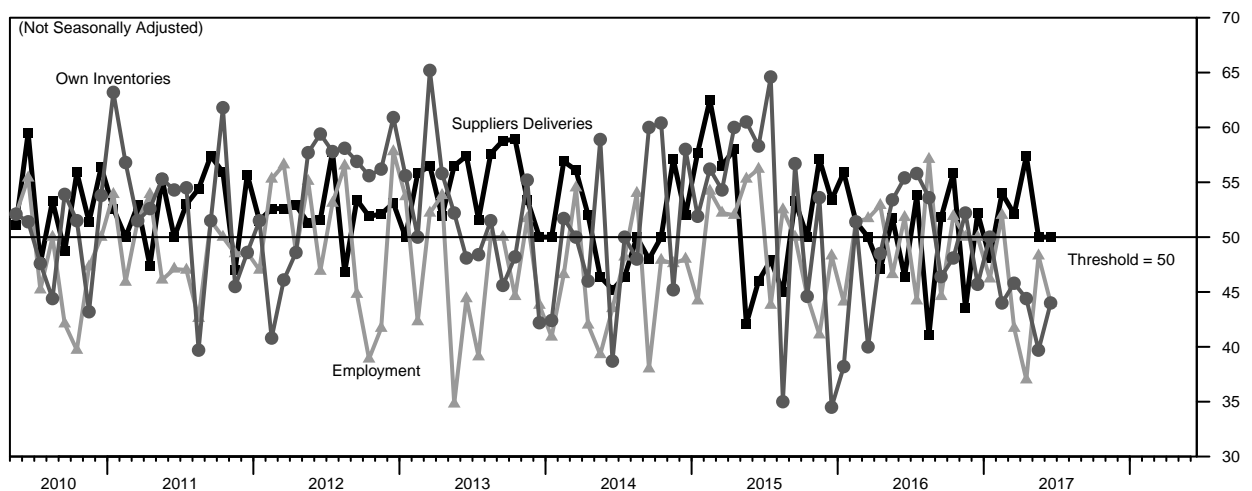


Employment

In June, the Employment PMI (NSA) edged down to 44.0, remaining below the threshold level for the fourth consecutive month. A reading below 50 indicates that on a Non-Seasonally Adjusted (NSA) basis, manufacturing employment in June was lower than in May.

Supplier Deliveries

The Supplier Deliveries PMI (NSA) remained at the threshold level of 50.0 in June for the second consecutive month. A reading of 50 indicates that on a Non-Seasonally Adjusted (NSA) basis, the speed of supply deliveries in June was the same as in May, suggesting no change in the demand for intermediate goods.



Own Inventories

In June, the Own Inventories PMI (NSA) edged up to 44.0, but remained below the threshold for the fifth consecutive month. A reading below 50 indicates that on a Non-Seasonally Adjusted (NSA) basis, inventories in manufacturing establishments in June were lower in May.

Methodological note

The Puerto Rico Manufacturing-Purchasing Managers Index (PRM-PMI) is the result of a collaborative project between the Puerto Rico Manufacturers Association and the Puerto Rico Institute of Statistics. The PRM-PMI measures short-run business conditions in Puerto Rico's manufacturing sector, and provides a broad-based metric for the productive side of Puerto Rico's economy. It is currently in a testing phase to ensure a reliable methodology. The methodology is similar to PMI surveys conducted elsewhere. The survey questionnaire is available at <http://www.estadisticas.pr/iepr/Publicaciones/Encuestas/ManufaturaPMI.aspx>. The participants include manufacturing establishments with 50 or more employees with membership in the Puerto Rico Manufacturers Association. Currently, results are presented on a Non-Seasonally Adjusted (NSA) basis. In the future, with sufficient data points, a seasonally adjusted version of the PRM-PMI will be prepared, which will smooth away the influence of seasonal fluctuations.

The PRM-PMI is calculated as the simple average of 5 sub-indexes, representing different business conditions in manufacturing establishments: New Orders PMI, Production PMI, Employment PMI, Supplier Deliveries PMI, Own Inventories PMI. The sub-indexes are computed using a diffusion index methodology. In specific, for any given month with respect to the previous month, participants are asked to answer whether the business condition of the establishment: (1) improved, (2) remained the same, or (3) deteriorated. Diffusion indexes are calculated as the percentage of responses that indicate the business condition improved plus half of the percentage of responses that indicate the business condition remained the same. The survey also includes questions on other business conditions. The diffusion indexes that correspond to these questions are currently under evaluation.

This report was prepared by the staff of the Puerto Rico Institute of Statistics and has not been evaluated by the Board of Directors of the Puerto Rico Institute of Statistics. The information contained in this report need not reflect the official opinion of the Board of Directors of the Puerto Rico Institute of Statistics. No warranty, express or implied, is attached to these figures. While the figures are compiled with professional care, no representations about appropriateness, accuracy, or suitability for specific applications are made.

Contact information

Contact person: Mario Marazzi-Santiago, PhD, Executive Director

Addresses: Physical – 57 Quisqueya St., Suite 2000, San Juan, PR 00917; Postal – P.O. Box 195484, San Juan, PR 00919

Telephones: Direct – (787) 993-3337; Fax – (787) 993-3346; E-mail – mario.marazzi@estadisticas.pr.

To obtain a copy of this report

(1) visit <http://www.estadisticas.pr/iepr/Publicaciones/Encuestas/ManufaturaPMI.aspx>, (2) email your request to preguntas@estadisticas.pr, (3) call (787) 993-3336, (4) fax your request to (787) 993-3346, (5) mail your request to the Puerto Rico Institute of Statistics, P.O. Box 195484, San Juan, PR 00919, or (6) visit the offices of the Puerto Rico Institute of Statistics at 57 Quisqueya St., Suite 2000, San Juan, PR 00917, between the hours of 8:00 a.m. and 5:30 p.m. The report is available on paper and in the following electronic formats: pdf and Microsoft Excel. The report is free.

Publication calendar

The monthly PRM-PMI report is published at 10:00 a.m. on the first business day of the month. In specific, the table below shows the expected publication dates of the PRM-PMI report during calendar year 2016:

Reference month	Publication date
Nov-16	January 4, 2017
Dec-16	February 1, 2017
Jan-17	March 1, 2017
Feb-17	April 3, 2017
Mar-17	May 1, 2017
Apr-17	June 1, 2017

Reference month	Publication date
May-17	July 3, 2017
Jun-17	August 1, 2017
Jul-17	September 1, 2017
Aug-17	October 2, 2017
Sep-17	November 1, 2017
Oct-17	December 1, 2017