


01

FOR YAMAHA ENGINE

PROPELLER



Strive for excellence



FOR YAMAHA | ALUMINUM ALLOY PROPELLER

FOR YAMAHA ENGINE

Ourboard Engine	OEM Part No.	Blades	Diameter	Pitch	R	part No.
2A/2B/2C	6F8-45942-01-EL	3	7-1/4"	6"	A	Y3R-725-50-01
Plastic	6F8-45942-01-EL	3	7-1/4"	6"	A	Y3R-725-50-03



Ourboard Engine
F2,5A/3A4A / 6C (-1991)
9 Tooth Spine &thru Hub Exhaust

OEM Part No.	Blades	Diameter	Pitch	R	part No.
624-45943-01-EL	3	7-1/2"	4"	B	Y3R-750-40-01
6L5-45952-00-00	3	7-1/4"	5-1/2"	BL	Y3R-726-55-01
6L5-45943-01-EL	3	7-1/4"	6"	BS	Y3R-726-60-01
6E0-45943-01-EL	3	7-1/2"	7"	BA	Y3R-750-70-01
6E0-45941-01-EL	3	7-1/2"	8"	BA	Y3R-750-80-01

Ourboard Engine	OEM Part No.	Blades	Diameter	Pitch	R	part No.
Plastic Black	6E0-45941-01-EL	3	7-1/2"	8"	BA	Y3R-750-80-03

Ourboard Engine
F6A / F6C / F9,9F / F9,9J
6C / 8C
7 Tooth Spine &thru Hub Exhaust

OEM Part No.	Blades	Diameter	Pitch	R	part No.
6G1-45943-00-EL	3	8-1/2"	7-1/2"	N	Y3R-850-75-01
6G1-45941-00-EL	3	8-1/2"	8-1/2"	N	Y3R-850-85-01



FOR YAMAHA | ALUMINUM ALLOY PROPELLER



Outboard Engine
6A / 6B / 8A / 8B / E8D
Pin Drive

OEM Part No.	Blades	Diameter	Pitch	R	part No.
683-W4591-02-EL	3	9-3/4"	8-1/2"	C	Y3R-975-65-01
647-46943-00-EL	3	9"	7"	C	Y3R-900-70-01
655-46943-00-EL	3	9"	7-1/2"	C	Y3R-900-75-01
647-45941-00-EL	3	9-1/4"	9-1/4"	C	Y3R-925-925-01
626-45943-02-EL	3	9-1/4"	10-3/4"	D	Y3R-925-107-01

Outboard Engine
F8B / F9.9B / F9.9C / F15A / F15C
9.9D / 15D / 9.9F / 15F
F8B / F9.9B / F9.9C /
F15A / F15C / F20B /
9.9D / 15D / 9.9F / 15F
8 Tooth Spine & thru Hub Exhaust

OEM Part No.	Blades	Diameter	Pitch	R	part No.
683-45947-00-EL	3	9-1/4"	8"	J	Y3R-925-90-01 (683)
683-45945-00-EL	3	9-1/4"	9"	J	Y3R-925-90-01 (683)
683-45943-00-EL	3	9-1/4"	10-1/2"	J	Y3R-925-106-01 (683)
683-45941-00-EL	3	9-1/4"	12"	J	Y3R-925-12-01 (683)
63V-45947-00-EL	3	9-1/4"	8"	J	Y3R-925-90-01
63V-45945-10-EL	3	9-1/4"	9"	J	Y3R-925-90-01
63V-45952-00-EL	3	9-1/4"	10"	J	Y3R-925-10-01
63V-45943-00-EL	3	9-1/4"	11"	J	Y3R-925-11-01
63V-45941-00-EL	3	9-1/4"	12"	J	Y3R-925-12-01
69G-45943-00-00	3	11-3/4"	7"	J	Y3R-117-70-01



Outboard Engine
F25A / F25D / F26G
20C / 20D / 25B / 25D /
25N / 25V / 30A / 30D / 30G
10 Tooth Spine & thru Hub Exhaust

OEM Part No.	Blades	Diameter	Pitch	R	part No.
664-45943-01-EL	3	9-7/8"	8"	F	Y3R-988-90-01
664-45941-01-EL	3	9-7/8"	9"	F	Y3R-988-90-01
664-45945-00-EL	3	9-7/8"	10-1/2"	F	Y3R-988-105-01
664-45947-01-EL	3	9-7/8"	11-1/4"	F	Y3R-988-112-01
664-45954-00-EL	3	9-7/8"	12"	F	Y3R-988-12-01
664-45949-02-EL	3	9-7/8"	13"	F	Y3R-988-13-01
664-45952-00-EL	3	9-7/8"	14"	F	Y3R-988-14-01



FOR YAMAHA | ALUMINUM ALLOY



Outboard Engine
F30A / F30B / F40A / F40B / F40F / F50A /
F50F / F50H / F60A / F60C / F60F
40H / 40V / 40Q / 40X /
50D / 50G / 50H / PRO
50 / 55B
13 Tooth Spine & thru Hub Exhaust

OEM Part No.	Blades	Diameter	Pitch	R	part No.
663-45956-01-EL	3	12-1/4"	9"	G	Y3R-123-90-01
683-45954-01-EL	3	11-3/4"	10"	G	Y3R-118-10-01
663-45947-02-EL	3	11-5/8"	11"	G	Y3R-116-11-01
663-45952-02-EL	3	11-3/8"	12"	G	Y3R-113-12-01
663-45945-02-EL	3	11-1/8"	13"	G	Y3R-111-13-01
683-45958-00-EL	3	11-1/8"	14"	G	Y3R-111-14-01
683-45943-01-EL	3	11"	15"	G	Y3R-110-15-01

Outboard Engine
40HP Pin Drive

OEM Part No.	Blades	Diameter	Pitch	R	part No.
676-45956-61-EL	3	11-3/4"	7-1/2"	H	Y3R-118-75-01
676-45945-62-EL	3	11-3/4"	10"	H	Y3R-118-10-01
676-45941-62-EL	3	11-1/2"	11"	H	Y3R-115-11-01
676-45943-62-EL	3	11-1/2"	12"	H	Y3R-115-12-01



FOR YAMAHA | ALUMINUM ALLOY PROPELLER



Ourboard Engine

F70A / F80A / F80B / F100A / F100D / F100F / F115A / F115B / 60F / 70B / 75A / 75C / PRO75 / 80A / 85A / 90A / 100A / PRO V 100 / 115A / 115B / 115C / 130A / 130B / 140A / 140B / 140C / 15 Tooth Spine &thru Hub Exhaust

OEM Part No.	Blades	Diameter	Pitch	R	part No.
6E5-45964-00-EL	3	14"	11"	K	Y3R-140-11-01
6E5-45949-00-EL	3	13-5/8"	13"	K	Y3R-136-13-01
6E5-45958-00-00	3	13-1/2"	14"	K	Y3R-135-14-01
6E5-45947-00-EL	3	13-1/2"	16"	K	Y3R-135-15-01
6E5-45945-01-EL	3	13-1/4"	17"	K	Y3R-133-17-01
6E5-45941-00-EL	3	13"	19"	K	Y3R-130-19-01
6E5-45943-00-EL	3	12-5/8"	21"	K	Y3R-128-21-01

Ourboard Engine

F150A / F150D / F175A / F200A / F200C / F200F / F200G / 150A / 150C / 150F / Z150P / 175A / 175B / 175D / Z175G / 200A / 200B / 200F / Z200N / 15 Tooth Spine &thru Hub Exhaust

OEM Part No.	Blades	Diameter	Pitch	R	part No.
6G5-45941-00-98	3	15-1/4"	15"	M	Y3R-153-15-01
6G5-45947-01-00	3	14-1/2"	17"	M	Y3R-145-17-01
6G5-45945-01-98	3	14"	19"	K	Y3R-140-19-01



FOR YAMAHA | STAINLESS STEEL PROPELLER



Ourboard Engine

F2.5A/3A4A / 5C (-1991) / 9 Tooth Spine &thru Hub Exhaust

OEM Part No.	Blades	Diameter	Pitch	R	part No.
6E0-45941-01-EL	3	7-1/2"	8"	BA	Y3R-750-80-02



Ourboard Engine

F8B / F9.9B / F9.9C / F15A / F15C / 9.9D / 15D / 9.9F / 15F / F8B / F9.9B / F9.9C / F15A / F15C / F20B / 9.9D / 15D / 9.9F / 15F / 8 Tooth Spine &thru Hub Exhaust

OEM Part No.	Blades	Diameter	Pitch	R	part No.
63V-45947-00-EL	3	9-1/4"	8"	J	Y3R-925-80-02
63V-45945-10-EL	3	9-1/4"	9"	J	Y3R-925-90-02
63V-45952-00-EL	3	9-1/4"	10"	J	Y3R-925-10-02
63V-45943-00-EL	3	9-1/4"	11"	J	Y3R-925-11-02

FOR YAMAHA | STAINLESS STEEL PROPELLER

Ourboard Engine

F25A / F25D / F25G
20C / 20D / 25B / 25D /
25N / 25V / 30A / 30D / 30G
10 Tooth Spine & thru Hub Exhaust

OEM Part No.	Blades	Diameter	Pitch	R	part No.
664-45945-00-EL	3	9-7/8"	10-1/2"	F	Y3R-988-105-02
664-45954-00-EL	3	9-7/8"	12"	F	Y3R-988-112-02
664-45949-02-EL	3	9-7/8"	13"	F	Y3R-988-113-02
664-45952-00-EL	3	9-7/8"	14"	F	Y3R-988-114-02



Ourboard Engine

F30A / F30B / F40A / F40B / F40F / F50A /
F50F / F50H / F60A / F60C / F60F
40H / 40V / 40Q / 40X / 50D / 50G / 50H / PRO
50 / 55B
13 Tooth Spine & thru Hub Exhaust

OEM Part No.	Blades	Diameter	Pitch	R	part No.
663-45947-02-EL	3	11-5/8"	11"	G	Y3R-116-11-02
663-45952-02-EL	3	11-3/8"	12"	G	Y3R-114-12-02
69W-45945-00-EL	3	11-1/8"	13"	G	Y3R-111-13-02
697-45970-00-98	3	11-1/8"	14"	G	Y3R-111-14-02
663-45943-01-EL	3	11"	15"	G	Y3R-110-15-02



Ourboard Engine

F70A / F80A / F80B / F100A / F100D / F100F /
F115A / F115B
60F / 70B / 75A / 75C / PRO75 / 80A / 85A /
90A / 100A / PRO V 100 / 115A / 115B / 115C /
130A / 130B / 140A / 140B / 140C
15 Tooth Spine & thru Hub Exhaust

OEM Part No.	Blades	Diameter	Pitch	R	part No.
688-45932-60-98	3	13-1/2"	14"	K	Y3R-135-14-02
6E5-45947-00-EL	3	13-1/2"	15"	K	Y3R-135-15-02
688-45930-01-98	3	13"	17"	K	Y3R-130-17-02
6L6-45930-02-98	3	13"	17"	KL	Y3L-130-17-02
3421-133-17	3	13-1/4"	17"	-	Y3R-133-17-02
688-45970-03-98	3	13"	19"	K	Y3R-130-19-02
3463-130-19	4	13"	19"	K	Y4R-130-19-02

FOR YAMAHA | STAINLESS STEEL PROPELLER

Ourboard Engine

F150A / F150D / F200A / F200C / F225A / F225B / F250A / F250B
150A / 160C / 150F / Z150P / 175A / 175B / 175D / Z175G / 200A / 200B
/ 200F / Z200N / 220A / 225A / 225B /
225D / 250A / 250B / 250G / Z250D
15 Tooth Spine & thru Hub Exhaust

OEM Part No.	Blades	Diameter	Pitch	R	part No.
6G5-45978-02-00	3	13-3/4"	17"	M	Y3R-138-17-02
6K1-45978-02-00	3	13-3/4"	17"	ML	Y3L-138-17-02
6G5-45974-03-00	3	13-3/4"	19"	M	Y3R-138-19-02
6K1-45974-02-00	3	13-3/4"	19"	ML	Y3L-138-19-02
6G5-45972-02-00	3	13-3/4"	21"	M	Y3R-138-21-02
6K1-45972-01-00	3	13-3/4"	21"	ML	Y3L-138-21-02
MAR-GYT2B-XL-17	3	14-5/8"	17"	L	Y3L-146-17-02
MAR-GYT3B-XL-17	3	14-5/8"	17"	R	Y3R-146-17-02
61A-45974-00-98	3	14-1/2"	19"	T	Y3R-145-19-02
61B-45974-00-98	3	14-1/2"	19"	TL	Y3L-145-19-02
61A-45978-00-00	3	15"	17"	T	Y3R-150-17-02
61B-45978-00-00	3	15"	17"	TL	Y3L-150-17-02
6R1-45976-A0	3	15-1/4"	15"	T	Y3R-153-15-02
6G5-45970-82-98	3	15-1/2"	17"	R	Y3R-155-17-02
6K1-45970-01-98	3	15-1/2"	17"	L	Y3L-155-17-02
6D0-45976-00-00	3	15-3/4"	15"	T	Y3R-158-15-02
6D1-45972-00-00	3	15"	21"	R	Y3R-150-21-02
6D0-45972-00-00	3	15"	21"	L	Y3L-150-21-02



Ourboard Engine

F350A (2011-)Y3000
17 Tooth Spine & thru Hub Exhaust

OEM Part No.	Blades	Diameter	Pitch	R	part No.
6AW-45970-20-00	3	16-1/4"	15"	R	Y3R-163-15-02
6AX-45970-20-00	3	16-1/4"	15"	L	Y3L-163-15-02
6AW-45972-20-00	3	16-1/4"	17"	R	Y3R-163-17-02
6AX-45972-20-00	3	16-1/4"	17"	L	Y3L-163-17-02
6AW-45972-00-00	3	16-1/4"	19"	R	Y3R-163-19-02
6AX-45972-00-00	3	16-1/4"	19"	L	Y3L-163-19-02
6AX-45976-20-00	3	15-1/4"	21"	L	Y3L-153-21-02
6AW-45976-20-00	3	15-1/4"	21"	R	Y3R-153-21-02



02

FOR SUZUKI ENGINE

PROPELLER


 Strive for excellence

FOR SUZUKI | ALUMINUM ALLOY PROPELLER

 - Ourboard Engine
DF 4/6

OEM Part No.	Blades	Diameter	Pitch	R	part No.
58111-97J00-019 (Pin Drive)	3	7-3/8"	5-3/8"	-	S3R-738-64-01

 Ourboard Engine
DF 4/6
10 Tooth Spine

OEM Part No.	Blades	Diameter	Pitch	R	part No.
58110-91J00-019	3	7-1/2"	8"	188x135mm	S3R-750-60-01
58100-97J00-019	3	7-7/8"	6-3/4"	-	S3R-787-68-01
58111-98851-019	3	7-1/2"	7"	-	S3R-750-70-01



Ourboard Engine

DF 8A/9.9A/9.9/15
10 Tooth Spine & thru Hub Exhaust

OEM Part No.	Blades	Diameter	Pitch	R	part No.
58100-91D00-019	3	9-1/4"	8"	-	S3R-925-80-01
58100-93723-019	3	9-1/4"	9"	-	S3R-925-90-01
58100-93733-019	3	9-1/4"	10"	-	S3R-925-10-01
58100-89L70-019	3	9-1/4"	11"	-	S3R-925-11-01
58100-89L50-019	3	9-1/4"	12"	-	S3R-925-12-01

- Ourboard Engine

DF 25/25 V-Twin/30
10 Tooth Spine & thru Hub Exhaust

OEM Part No.	Blades	Diameter	Pitch	R	part No.
58100-96410-019	3	10-1/4"	10"	-	S3R-103-10-01
58100-96420-019	3	10-1/4"	11"	-	S3R-103-11-01
58100-96430-019	3	10-1/4"	12"	-	S3R-103-12-01
58100-96440-019	3	10-1/4"	13"	-	S3R-103-13-01
58100-95D00-019	3	10-1/4"	14"	-	S3R-103-14-01



FOR SUZUKI | ALUMINUM ALLOY PROPELLER



Ourboard Engine
DF 40A/50A/60A/40/50
13 Tooth Spine &thru Hub Exhaust

OEM Part No.	Blades	Diameter	Pitch	R	part No.
58100-85222-019	3	11-1/2"	11"	-	S3R-115-11-01
58100-86393-019	3	11-5/8"	12"	-	S3R-116-12-01
58100-84313-019	3	11-1/2"	13"	-	S3R-115-13-01
58100-86353-019	3	11-3/8"	14"	-	S3R-113-14-01
58100-88L62-019	3	11"	15"	-	S3R-110-15-01



Ourboard Engine
DF 70A/80A/90A
15 Tooth Spine &thru Hub Exhaust

OEM Part No.	Blades	Diameter	Pitch	R	part No.
58100-85500-019	3	13-1/2"	15"	-	S3R-135-16-01
58100-85512-019	3	13-1/4"	17"	-	S3R-133-17-01
58100-84522-019	3	13"	17"	-	S3R-130-19-01
58100-87L20-019	3	13.9"	19"	-	S3R-139-17-01
58100-87L30-019	3	13.9"	19"	-	S3R-139-19-01
58100-87L40-019	3	13.9"	21"	-	S3R-139-21-01



Ourboard Engine
DF 90/100/115/140
15 Tooth Spine &thru Hub Exhaust

OEM Part No.	Blades	Diameter	Pitch	R	part No.
990CO-00750-11P	3	14"	11"	-	S3R-140-11-01
58100-90J01-019	3	14"	17"	-	S3R-140-17-01
58100-90J10-019	3	14"	19"	-	S3R-140-19-01

FOR SUZUKI | STAINLESS STEEL PROPELLER



Ourboard Engine
DF 8A/9.9A/9.9/15
10 Tooth Spine &thru Hub Exhaust

OEM Part No.	Blades	Diameter	Pitch	R	part No.
58100-93723-019	3	9-1/4"	9"	-	S3R-925-90-02
58100-93733-019	3	9-1/4"	10"	-	S3R-925-10-02



Ourboard Engine
DF 25/25 V-Twin/30
10 Tooth Spine &thru Hub Exhaust

OEM Part No.	Blades	Diameter	Pitch	R	part No.
58100-96420-019	3	10-1/4"	11"	-	S3R-103-11-02
99105-00600-12P	3	10-1/4"	12"	-	S3R-103-12-02
99105-00600-13P	3	10-1/4"	13"	-	S3R-103-13-02
99105-00600-14P	3	10-1/4"	14"	-	S3R-103-14-02

FOR SUZUKI ENGINE

FOR SUZUKI | STAINLESS STEEL PROPELLER



Ourboard Engine
DF 40A/50A/80A/40/50
13 Tooth Spine & thru Hub Exhaust

OEM Part No.	Blades	Diameter	Pitch	R	part No.
99105-00500-11P	3	11-1/2"	11"	-	S3R-115-11-02
99105-00500-12P	3	11-3/4"	12"	-	S3R-118-12-02
99105-00500-13P	3	11-3/4"	13"	-	S3R-118-13-02
99105-00500-14P	3	11-3/4"	14"	-	S3R-118-14-02
99105-00500-15P	3	11-3/4"	15"	-	S3R-118-15-02

Ourboard Engine
DF 70A/80A/90A/100/115/140
15 Tooth Spine & thru Hub Exhaust

OEM Part No.	Blades	Diameter	Pitch	R	part No.
58100-94554-019	3	13-1/2"	15"	-	S3R-135-15-02
58100-94581-019	3	13-1/4"	17"	-	S3R-133-17-02
58100-94561-019	3	13"	19"	-	S3R-130-19-02
3421-133-17	3	13-1/4"	17"	-	S3R-133-17-02
58100-9010-019	3	14"	19"	-	S3R-140-19-02



FOR SUZUKI | STAINLESS STEEL PROPELLER



Ourboard Engine
DF 150/175
15 Tooth Spine & thru Hub Exhaust

OEM Part No.	Blades	Diameter	Pitch	R	part No.
58200-96J20-000	3	15"	21"	R	S3R-150-21-02
58200-96J00-000	3	15"	21"	L	S3L-150-21-02



Ourboard Engine
DF 200/225/250/300
15 Tooth Spine & thru Hub Exhaust

OEM Part No.	Blades	Diameter	Pitch	R	part No.
58200-93L10-000	3	16"	18.5"	R	S3R-160-185-02
58200-93LA0-000	3	16"	18.5"	L	S3L-160-185-02
58200-93L20-000	3	16"	20"	R	S3R-160-20-02
58200-93LB0-000	3	16"	20"	L	S3L-160-20-02
58200-93L30-000	3	16"	21.5"	R	S3R-160-215-02
58200-93J00-000	3	16"	21.5"	L	S3L-160-215-02



Ourboard Engine
DF 325A/360A

OEM Part No.	Blades	Diameter	Pitch	R	part No.
58500-98L10-00	3	15-1/2"	22.5"	Front	S3F-155-225-02
58500-98L11-00	3	15-1/2"	22.5"	After	S3A-155-225-02

03

FOR MERCURY ENGINE ⚡
PROPELLER



Strive for excellence



FOR **MERCURY** | ALUMINUM ALLOY **PROPELLER**



Ourboard Engine
 Mercury/Mariner 2.5 - 3.5 Hp Outboard
 2.5 and 3.3 Hp 2-Stroke
 2.5 and 3.5 HP 4-Stroke 2007 and Newer Pin Drive

OEM Part No.	Blades	Diameter	Pitch	R	part No.
48-815083A01 (Pin Drive)	3	7-3/8"	5-3/8"	-	M3R-737-64-01



Ourboard Engine
 4-8 Horsepower - Mercury/Mariner
 4-6 Horsepower
 4-5 HP 2-Stroke 1987 & Newer
 4, 5, 6 HP -Stroke 1999 & Newer
 12 Tooth Spline

OEM Part No.	Blades	Diameter	Pitch	R	part No.
48-812949A02	3	7.8"	7"	-	M3R-780-70-01
48-812950A02	3	7.8"	8"	-	M3R-780-80-01
48-812961A02	3	7.8"	9"	-	M3R-780-90-01

FOR MERCURY
 ENGINE

FOR MERCURY | ALUMINUM ALLOY PROPELLER

Ourboard Engine

8/9.9 Horsepower (4-Stroke) - Mercury/Mariner
 8/9.9 (4-Stroke) 2005 and newer
 Std. gearcase only (Not Bigfoot)
 12 Tooth Spline

OEM Part No.	Blades	Diameter	Pitch	R	part No.
48-897618A10	3	8.5"	8.5"	-	M3R-850-85-01
48-828156A13	3	8.5"	9"	-	M3R-850-90-01



Ourboard Engine

6-15 Horsepower - Mercury/Mariner
 6, 8, 9.9 and 15 HP 2-Stroke 1986 & Newer
 10, 15 HP SeaPro/Marathon 1985 & Newer
 8/9.9 HP (Not Bigfoot) 4-Stroke 1995-2004
 15 HP 4 Stroke 1989-2006
 8 Tooth Spline

OEM Part No.	Blades	Diameter	Pitch	R	part No.
48-828156A12	3	9"	9"	-	M3R-800-90-01



Ourboard Engine

15/20 Hp 4-Stroke, 9.9 HP CT/Bigfoot 4-Stroke Mercury/Mariner
 9.9 CT/Bigfoot Model Year 2005 and Newer
 15/20 HP 4-Stroke 2007 and Newer
 14 Tooth Spline
 (1) Standard with 15 HP 4-Stroke
 (2) Standard with 20 HP 4-Stroke

OEM Part No.	Blades	Diameter	Pitch	R	part No.
48-897750A11(1)	3	9.25"	9"	-	M3R-925-90-01
48-897752A11(2)	3	9.25"	10"	-	M3R-925-10-01
48-897754A11	3	9.25"	11"	-	M3R-925-11-01

FOR MERCURY | ALUMINUM ALLOY PROPELLER

Ourboard Engine

9.9-25 Horsepower - Mercury/Mariner
 9.9 & 15 HP Bigfoot 4-Stroke 2005 & Older
 9.9 Sail Power 4 Strokes 2005 & Older
 18 HP Mercury 1980-85
 20 HP Mariner 1985 & Newer
 20 HP Mercury 2 Stroke 1986 & Newer
 25 HP Mercury 2 Stroke 1980 & Newer
 25 HP Mariner 2 Stroke 1985 & Newer
 25 HP SeaPro/Marathon
 10 Tooth Spline
 (1) Standard with 20-25 HP

OEM Part No.	Blades	Diameter	Pitch	R	part No.
48-19639A40	3	9.9"	12"	-	M3R-990-12-01
48-896896A45	3	9-1/2"	11"	-	M3R-960-11-01
48-19640A40(1)	3	10.38"	13"	-	M3R-104-13-01



Ourboard Engine

25 Hp CT/Bigfoot, 30-70 Hp Standard Gearcase Mercury/Mariner
 402-500 Model Mercury 1974-76", 402-500-700 Models Mercury 1977-84
 650 Model Mercury 1972-76", 25 HP CT/Bigfoot 4-stroke 1999-2005
 30 HP CT/Bigfoot 2010 & Newer
 30 HP 2 & 4-Stroke 1994-2005, 30 HP SeaPro/Marathon All Years
 35 HP 1984-89, 40 HP 2 & 4-Stroke (Not CT/Bigfoot) 1977 & Newer
 40 HP SeaPro/Marathon 1977 & Newer, 45HP 1986-89
 48 HP Mariner All Years, 50 HP 2 & 4 Strokes (Not CT/Bigfoot) 1977 & Newer
 55 HP SeaPro/Marathon 1995 & Newer, 60 HP Mariner 1976"
 60 HP 2 & 4 Stroke (Not CT/Bigfoot) 1978 & Newer, 70 HP 1983 & Older
 13 Tooth Spline

OEM Part No.	Blades	Diameter	Pitch	R	part No.
48-85632A45	3	10.88"	11"	-	M3R-109-11-01
48-73134A45	3	10.75"	12"	-	M3R-108-12-01
48-73136A45	3	10.38"	13"	-	M3R-104-13-01
48-816706A45	3	10-3/8"	14"	-	M3R-104-14-01
48-823478A5	3	11-5/8"	11"	-	M3R-116-11-01
48-856858A5	3	11-3/8"	12"	-	M3R-114-12-01
48-856858A5	3	11-1/8"	13"	-	M3R-111-13-01

FOR MERCURY
ENGINE

FOR MERCURY | ALUMINUM ALLOY PROPELLER



Ourboard Engine

40-60 Hp CT/Bigfoot, 70-140 Hp Standard Gearcase
 650 Model (4 cyl.) 1961-70, 650 Model (2 cyl.) thru 1971
 900 to 1500 Models thru 1977, 80 HP SeaPro/Marathon All Years
 70 HP 1987-89, 75 HP 2 & 4 Strokes 1984 & Newer
 75 HP SeaPro/Marathon All Years, 80 HP Mariner 1977
 80 HP 1978-89, 90 HP 2 & 4-Strokes 1978 and Newer
 100 HP 1988-99, 115 HP 2 & 4 Strokes 1978 and Newer
 125 HP 1994 and Newer, 140 HP 1978-81
 40 HP-60 HP CT/Bigfoot All Years
 15 Tooth Spline

OEM Part No.	Blades	Diameter	Pitch	R	part No.
48-77342A45	3	13-3/4"	15"	-	M3R-138-15-01
48-77344A45	3	13-1/4"	17"	-	M3R-133-17-01
48-77346A45	3	13"	19"	-	M3R-130-19-01



Ourboard Engine

90CT-300 Horsepower - Mercury/Mariner
 90, 115HP Command Thruet 2014 & Newer
 135 HP 1987 & Newer, 150 HP 1978 & Newer
 175 HP 1978 & Newer, 200 HP 1978 & Newer
 220 HP 1987-88, 225 HP 1980 & Newer
 225 HP SeaPro/Marathon All Years
 250 HP 2 and 4-Stroke 1890 and Newer
 15 Tooth Spline

OEM Part No.	Blades	Diameter	Pitch	R	part No.
48-8M8026580	4	13.4"	15"	-	M4R-134-15-01
48-8M8026590	4	13"	17"	-	M4R-130-17-01
48-8M0084494	4	14"	17"	-	M4R-140-17-01
48-8M0084495	4	14"	19"	-	M4R-140-19-01
48-77338A45	3	14"	11"	-	M3R-140-11-01
48-77340A45	3	14"	13"	-	M3R-140-13-01
48-78116A45	3	15-1/4"	15"	-	M3R-153-15-01
48-832830A45	3	14-1/2"	19"	-	M3R-145-19-01
48-832828A45	3	15"	17"	-	M3R-150-17-01
48-832832A45	3	14-1/4"	21"	-	M3R-143-21-01
48-78114A45	3	16"	13"	-	M3R-160-13-01




FOR MERCURY | STAINLESS STEEL PROPELLER



Ourboard Engine

4-6 Horsepower - Mercury/Mariner
 4-6 Horsepower
 4 - 5 HP 2-Stroke 1987 & Newer
 4, 5, 6 HP -Stroke 1999 & Newer
 12 Tooth Spline

OEM Part No.	Blades	Diameter	Pitch	R	part No.
48-812950A02	3	7.8"	8"	-	M3R-780-80-02
48-897616A10	3	8.5"	8.5"	-	M3R-850-85-02



Ourboard Engine

15/20 Hp 4-Stroke, 9.9 HP CT/Bigfoot 4-Stroke Mercury/Mariner
 9.9 CT/Bigfoot Model Year 2005 and Newer
 15/20 HP 4-Stroke 2007 and Newer
 14 Tooth Spline

OEM Part No.	Blades	Diameter	Pitch	R	part No.
48-897750A11	3	9.25"	9"	-	M3R-925-90-02
48-897754A11	3	9.25"	11"	-	M3R-925-11-02

FOR MERCURY
ENGINE

FOR MERCURY | STAINLESS STEEL PROPELLER

Ourboard Engine

8.9-25 Horsepower - Mercury/Mariner
 9.9 & 15 HP Bigfoot 4-Stroke 2005 & Older
 9.9 Sail Power 4 Strokes 2005 & Older
 18 HP Mercury 1960-85
 20 HP Mariner 1985 & Newer
 20 HP Mercury 2 Stroke 1986 & Newer
 25 HP Mercury 2 Stroke 1980 & Newer
 25 HP Mariner 2 Stroke 1985 & Newer
 25 HP SeaPro/Marathon
 10 Tooth Spine

OEM Part No.	Blades	Diameter	Pitch	R	part No.
48-19639A40	3	9.9"	12"	-	M3R-990-12-02
48-19640A40	3	9.9"	13"	-	M3R-990-13-02
48-19640A40-SS	3	10.38"	13"	-	M3R-104-13-02



Ourboard Engine

40-60HP
 13 Tooth Spine & thru Hub Exhaust

OEM Part No.	Blades	Diameter	Pitch	R	part No.
48-855858A46	3	10.38"	13"	-	M3R-104-13-02
-	3	11-1/8"	13"	-	M3R-111-13-02
-	3	11-1/8"	14"	-	M3R-111-14-02
-	3	11-5/8"	11"	-	M3R-116-11-02
-	3	11-3/8"	12"	-	M3R-114-12-02
-	3	11"	15"	-	M3R-110-15-02



Ourboard Engine

40-60 Hp CT/Bigfoot, 70-140 Hp Standard Gearcase
 650 Model (4 cyl.) 1961-70, 650 Model (2 cyl.) thru 1971
 900 to 1600 Models thru 1977, 80 HP SeaPro/Marathon All Years
 70 HP 1967-89, 75 HP 2 & 4 Strokes 1984 & Newer
 75 HP SeaPro/Marathon All Years, 80 HP Mariner 1977
 80 HP 1978-89, 90 HP 2 & 4-Stroke 1978 and Newer
 100 HP 1968-99, 115 HP 2 & 4 Strokes 1978 and Newer
 126 HP 1994 and Newer, 140 HP 1978-81
 40 HP-60 HP CT/Bigfoot All Years
 15 Tooth Spine

OEM Part No.	Blades	Diameter	Pitch	R	part No.
48-77344A45-SS	3	13-1/4"	17"	-	M3R-133-17-02
48-77342A45-SS	3	13-3/4"	15"	R	M3R-139-15-02
48-77343A45-SS	3	13-3/4"	15"	L	M3L-138-15-02
48-832830A45-SS	3	14-1/2"	19"	R	M3R-145-19-02
48-832831A45-SS	3	14-1/2"	19"	L	M3L-145-19-02



FOR MERCURY | STAINLESS STEEL PROPELLER

Ourboard Engine

90CT-300 Horsepower - Mercury/Mariner
 90, 115HP Command Thrust 2014 & Newer
 135 HP 1987 & Newer, 150 HP 1978 & Newer
 175 HP 1978 & Newer, 200 HP 1978 & Newer
 220 HP 1987-88, 225 HP 1980 & Newer
 225 HP SeaPro/Marathon All Years
 250-300 HP 2 and 4-Stroke 1980 and Newer
 15/19 Tooth Spine
 Use hub kit P/N 836257Q 1 for 90/115 CT and 150-300 HP 2 & 4 Strokes 1990 & Newer (Purchase separately)
 Use hub kit P/N 8M0101603 Verado for 350, 350SCI and 400R outboards (Purchase separately)

OEM Part No.	Blades	Diameter	Pitch	R	part No.
48-8M0151304	3	15-1/2"	17"	R	M3R-155-17-02
48-8M0151303	3	15-1/2"	17"	L	M3L-155-17-02
48-8M0151308	3	15-1/4"	19"	R	M3R-153-19-02
48-8M0151307	3	15-1/4"	19"	L	M3L-153-19-02
48-8M0151312	3	14-5/8"	23"	R	M3R-146-23-02
48-8M0151311	3	14-5/8"	23"	L	M3L-146-23-02
48-8M0151313	3	14-1/2"	25"	R	M3R-145-25-02
48-13707A46	3	14-1/2"	25"	L	M3L-145-25-02
48-8M0151321	4	14.6"	19"	R	M4R-146-19-02
48-8M0151320	4	14.6"	19"	L	M4L-146-19-02
48-8M0151302	3	15.75"	15"	R	M3R-158-15-02
48-8M0151301	3	15.75"	15"	L	M3L-158-15-02
48-8M0151239	3	14"	19"	R	M3R-140-19-02
48-8M0151238	3	14"	19"	L	M3L-140-19-02
48-8M0151231	3	15"	15"	R	M3R-150-15-02
48-8M0151230	3	15"	15"	L	M3L-150-15-02
48-8M0151255	3	16"	19"	R	M3R-160-19-02
48-8M0151254	3	16"	19"	L	M3L-160-19-02
48-8M0151259	3	16"	21"	R	M3R-160-21-02
48-8M0151258	3	16"	21"	L	M3L-160-21-02
48-8M0151263	3	16"	23"	R	M3R-160-23-02
48-8M0151262	3	16"	23"	L	M3L-160-23-02



Ourboard Engine

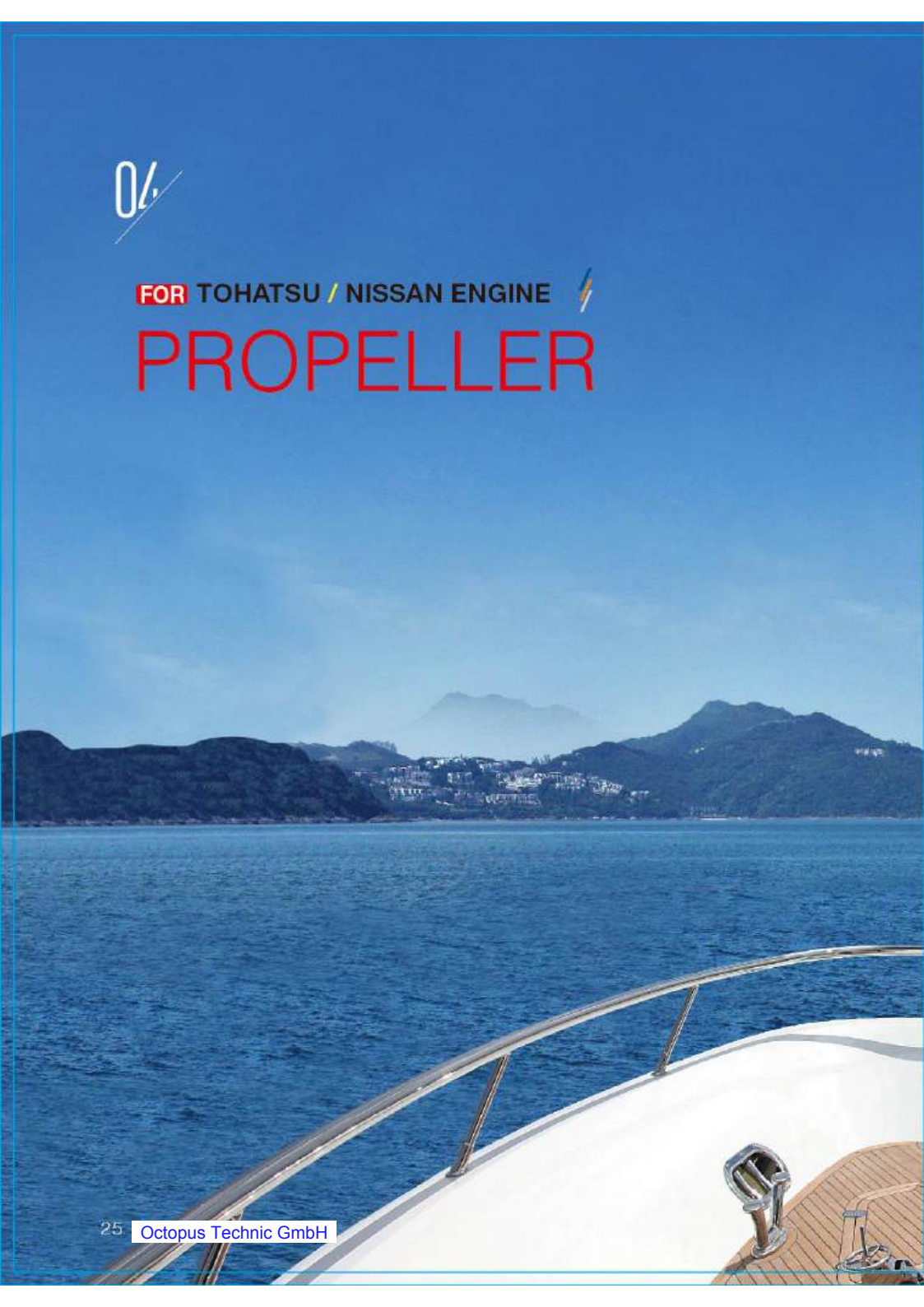
Bravo Two
 19 Tooth Spine

OEM Part No.	Blades	Diameter	Pitch	R	part No.
48-18608A6	3	20"	11"	R	M3R-200-11-02
48-18607A6	3	20"	11"	L	M3L-200-11-02
48-18608A6	3	19-1/2"	13"	R	M3R-195-13-02
48-18609A6	3	19-1/2"	13"	L	M3L-195-13-02
48-18610A6	3	19-1/4"	15"	R	M3R-193-15-02
48-18611A6	3	19-1/4"	15"	L	M3L-193-15-02
48-18612A6	3	18-3/4"	17"	R	M3R-188-17-02
48-18613A6	3	18-3/4"	17"	L	M3L-188-17-02
48-18614A6	3	18-1/4"	19"	R	M3R-183-19-02
48-18615A6	3	18-1/4"	19"	L	M3L-183-19-02
48-18616A6	3	17-3/4"	21"	R	M3R-178-21-02
48-18617A6	3	17-3/4"	21"	L	M3L-178-21-02
48-18618A6	3	17-1/2"	23"	R	M3R-175-23-02
48-18619A6	3	17-1/2"	23"	L	M3L-175-23-02
48-18620A6	3	17-1/4"	25"	R	M3R-173-25-02
48-18621A6	3	17-1/4"	25"	L	M3L-173-25-02

FOR MERCURY ENGINE

0%

FOR TOHATSU / NISSAN ENGINE
PROPELLER



FOR TOHATSU/NISSAN | ALUMINUM ALLOY PROPELLER



Ourboard Engine
 M2 5/3.5A2/3.5B2
 (2-Stroke)&MFS2.5B/3.5B
 (4-Stroke)
 (1)M2.5/3.5A2/ Standard Propeller
 (2)3.5B2/ MFS2.5B/3.5BStandard Propeller*

OEM Part No.	Blades	Diameter	Pitch	R	part No.
309-641060M(1)	3	7-3/8"	5-3/8"	-	T3R-737-54-01
309-64106-0 (plastic)(2)	3	7-1/4"	6"	-	T3R-725-60-01



Ourboard Engine
 4-6 Horsepower - Tohatsu/Nissan
 4-6 Horsepower
 4 - 5 HP 2-Stroke 1987 & Newer
 4, 5, 6 HP -Stroke 1999 & Newer
 12 Tooth Spline
 (1) Standard with 4 Hp, 2-Stroke and FourStroke
 (2) Standard with 5 and 6 Hp FourStroke

OEM Part No.	Blades	Diameter	Pitch	R	part No.
3R1B64514-2 (1)	3	7.8"	7"	-	T3R-760-70-01
3R1W64516-0 (2)	3	7.8"	8"	-	T3R-760-80-01

FOR TOHATSU
 ENGINE

FOR TOHATSU/NISSAN | ALUMINUM ALLOY PROPELLER

Outboard Engine

8/9.9 Horsepower (4-Stroke) - Tohatsu/Nissan
 8/9.9 (4-Stroke)
 12 Tooth Spline
 (1) Standard with 8 Hp FourStroke
 (2) Standard with 9.9 Hp FourStroke

OEM Part No.	Blades	Diameter	Pitch	R	part No.
3B2B64515-1	3	8.5"	7.5"	-	T3R-850-75-01
3B2B64519-1	3	8.9"	9.5"	-	T3R-890-95-01
48-897814A10(1)	3	8.9"	7.5"	-	T3R-890-75-01
3B2B64517-0	3	8.5"	9"	-	T3R-850-90-01
3B2W64517-1 (2)	3	8.9"	8.5"	-	T3R-890-85-01



Outboard Engine

9.9-20 Horsepower Tohatsu/Nissan
 9.9 HP 1984 and Newer
 9.9 HP 4-Stroke 2000 and Newer
 12 HP 1985-1988
 15 HP 4-Stroke 2000 and Newer
 15/18 HP 1995 and Newer
 18/20 HP 4-Stroke 2001 and Newer
 14 Tooth Spline

OEM Part No.	Blades	Diameter	Pitch	R	part No.
362-64101-0	3	9.25"	9"	-	T3R-925-90-01
362-64108-0	3	9.25"	10"	-	T3R-925-10-01
362B64109-0	3	9.25"	11"	-	T3R-925-11-01
3BAB64510-1	3	9.5"	8"	-	T3R-950-80-01



Outboard Engine

25-30 Horsepower 4-Stroke - Tohatsu/Nissan
 25 HP 1986 and Newer
 30 HP 1985 and Newer
 10 Tooth Spline

OEM Part No.	Blades	Diameter	Pitch	R	part No.
3R0B64518-0	3	9.7"	10"	-	T3R-980-90-01
3R0B645210	3	9.8"	9"	-	T3R-970-10-01
3R0B645230	3	9.8"	11"	-	T3R-980-11-01
3R0B64525-0	3	9.9"	12"	-	T3R-990-12-01
346-64104-5	3	9.9"	13"	-	T3R-990-13-01
349B64529-1	3	9.9"	14"	-	T3R-990-14-01



FOR TOHATSU/NISSAN | ALUMINUM ALLOY PROPELLER

Outboard Engine

35-50 Hp Tohatsu/Nissan
 35 HP (35B Only) 1984 and Earlier
 50 HP (50D Only) 1991
 40 HP 1984 and Newer
 50 HP 1992 and Newer
 13 Tooth Spline

OEM Part No.	Blades	Diameter	Pitch	R	part No.
3T5B64523-0	3	11.6"	11"	-	T3R-116-11-01
3T5B64525-0	3	11.4"	12"	-	T3R-114-12-01
3T5B64527-0	3	11.1"	13"	-	T3R-111-13-01
3T5B64529-0	3	11.1"	14"	-	T3R-111-14-01
3T5B64532-0	3	11"	15"	-	T3R-110-15-01



Outboard Engine

70-140 Horsepower - Tohatsu/Nissan
 70C HP 1996 & Newer
 90 HP 1987 & Newer
 115 HP 1982 & Newer
 120 HP 1988 & Newer
 140 HP 1988 & Newer
 15 Tooth Spline

OEM Part No.	Blades	Diameter	Pitch	R	part No.
3HKB64523-0	3	14"	11"	-	T3R-140-11-01
3HKB64525-0	3	14"	13"	-	T3R-140-13-01
3HKB64527-0	3	13.75"	13"	-	T3R-138-13-01
3HKB64532-0	3	13.5"	15"	-	T3R-135-15-01
3HKB64536-0	3	13.25"	17"	-	T3R-133-17-01
3HKB64541-0	3	13.2"	19"	-	T3R-132-19-01
3HKB64545-0	3	13.2"	21"	-	T3R-132-21-01

FOR TOHATSU/NISSAN | STAINLESS STEEL PROPELLER



Ourboard Engine
 4-6 Horsepower - Tohatsu/Nissan
 4-6 Horsepower
 4-5 HP 2-Stroke 1987 & Newer
 4, 5, 6 HP -Stroke 1989 & Newer
 12 Tooth Spline

OEM Part No.	Blades	Diameter	Pitch	R	part No.
3R1B64514-2	3	7.8"	8"	-	T3R-780-80-02



Ourboard Engine
 8/9.9 Horsepower (4-Stroke) - Tohatsu/Nissan
 8/9.9 (4-Stroke)
 12 Tooth Spline

OEM Part No.	Blades	Diameter	Pitch	R	part No.
3B2B64517-0	3	8.5"	9"	-	T3R-850-90-02

FOR TOHATSU/NISSAN | STAINLESS STEEL PROPELLER



Ourboard Engine
 9.9-20 Horsepower Tohatsu/Nissan
 9.9 HP 1984 and Newer
 9.9 HP 4-Stroke 2000 and Newer
 12 HP 1985-1988
 15 HP 4-Stroke 2000 and Newer
 15/18 HP 1986 and Newer
 18/20 HP 4-Stroke 2001 and Newer
 14 Tooth Spline

OEM Part No.	Blades	Diameter	Pitch	R	part No.
3BAB64521-1	3	9.25"	10"	-	T3R-825-10-02



Ourboard Engine
 25-30 Horsepower 4-Stroke - Tohatsu/Nissan
 25 HP 1986 and Newer
 30 HP 1985 and Newer
 10 Tooth Spline

OEM Part No.	Blades	Diameter	Pitch	R	part No.
3ROB64525-1	3	9.9"	12"	-	T3R-990-12-02
3ROB64527-1	3	9.9"	13"	-	T3R-990-13-02

05

FOR HONDA ENGINE

PROPELLER

Strive for excellence



FOR HONDA | ALUMINUM ALLOY PROPELLER



Ourboard Engine
BF2-3HP (Plastic)

OEM Part No.	Blades	Diameter	Pitch	R	part No.
58130-ZV0-841ZB	3	7-1/4"	4-3/4"	184x120	H3R-725-48-01



Ourboard Engine
BF4A, BF6D, BF6A Pin Drive

OEM Part No.	Blades	Diameter	Pitch	R	part No.
58130-ZV1-841ZB	3	7-7/8"	7-1/2"	200x190	H3R-788-75-01



Ourboard Engine
BF6D/9 9D, BF9 9A/15A, BF15D/20D
8 Tooth Spine & thru Hub Exhaust

OEM Part No.	Blades	Diameter	Pitch	R	part No.
58130-ZV4-008AH	3	9-1/4"	8"	235x203	H3R-925-80-01
58130-ZV4-009AH	3	9-1/4"	9"	235x229	H3R-925-90-01
58134-ZV4-010AH	3	9-1/4"	10"	235x254	H3R-925-10-01
58134-ZV4-010AH	4	9-1/4"	10"	235x254	H4R-925-10-01
58130-ZV4-011AH	3	9-1/4"	11"	235x279	H3R-925-11-01

FOR HONDA
ENGINE

FOR HONDA | ALUMINUM ALLOY PROPELLER



Ourboard Engine

BF25/30
10 Tooth Spine & thru Hub Exhaust

OEM Part No.	Blades	Diameter	Pitch	R	part No.
58130-ZV7-000ZA	3	9-1/4"	12"	235x305	H3R-925-12-01
58130-ZW2-F11ZA	3	9-7/8"	9"	251x229	H3R-988-90-01
58130-ZW2-F21ZA	3	9-7/8"	10"	251x254	H3R-988-10-01
58130-ZW2-F31ZA	3	9-7/8"	11"	251x279	H3R-988-11-01
58130-ZW2-F01ZA	3	9-7/8"	12"	251x305	H3R-988-12-01
58130-ZW2-F41ZA	3	9-7/8"	13"	251x330	H3R-988-13-01



Ourboard Engine

BF35-BF60, excluding BFP60A
13 Tooth Spine & thru Hub Exhaust

OEM Part No.	Blades	Diameter	Pitch	R	part No.
59130-ZV5-008AH	3	12-1/4"	9"	-	H3R-123-90-01
59130-ZV5-011AH	3	11-3/4"	10"	-	H3R-118-10-01
59130-ZV5-011AH	3	11-5/8"	11"	-	H3R-116-11-01
59130-ZV5-012AH	3	11-3/8"	12"	-	H3R-114-12-01
59130-ZV5-013AH	3	11-1/8"	13"	-	H3R-111-13-01
58130-ZV5-000ZA	3	11-1/4"	13"	-	H3R-113-13-01
59130-ZV5-014AH	3	11-1/8"	14"	-	H3R-111-14-01
58130-ZV5-870ZA	3	11-1/2"	14"	-	H3R-115-14-01
59130-ZV5-015AH	3	11"	15"	-	H3R-110-15-01

FOR HONDA | ALUMINUM ALLOY PROPELLER



Ourboard Engine

BFP60A, BF75-BF100, BF115A
15 Tooth Spine & thru Hub Exhaust

OEM Part No.	Blades	Diameter	Pitch	R	part No.
58130-ZW1-011AH	3	14"	11"	-	H3R-140-11-01
58130-ZW1-015AH	3	13-1/2"	15"	-	H3R-135-15-01
58130-ZW1-W21ZA	3	13-3/4"	16"	-	H3R-138-15-01
58130-ZW1-W31ZA	3	13-1/4"	17"	330x432	H3R-133-17-01
58130-ZW1-019AH	3	13"	19"	-	H3R-130-19-01
58130-ZW1-021AH	3	13"	21"	-	H3R-130-21-01

Ourboard Engine

BF116D, BF135-260D
15 Tooth Spine & thru Hub Exhaust

OEM Part No.	Blades	Diameter	Pitch	R	part No.
58133-ZY3-A17HR	3	14.8"	17"	376X432	H3R-148-17-01
58130-ZY3-019AH	3	14.5"	19"	-	H3R-145-19-01
58130-ZY3-015AH	3	15"	16"	381X381	H3R-150-15-01
58130-ZY3-017AH	3	15.5"	17"	394X432	H3R-155-17-01

FOR HONDA | STAINLESS STEEL PROPELLER



Ourboard Engine

BF80/90D, BF90A/16A, BF160/20D
8 Tooth Spine & thru Hub Exhaust

OEM Part No.	Blades	Diameter	Pitch	R	part No.
58133-ZV4-008AH	3	9-1/4"	8"	-	H3R-925-80-02
58133-ZV4-009AH	3	9-1/4"	9"	-	H3R-925-90-02
58133-ZV4-010AH	3	9-1/4"	10"	-	H3R-925-10-02
58133-ZV4-011AH	3	9-1/4"	11"	-	H3R-925-11-02
58133-ZV4-012AH	3	9-1/4"	12"	-	H3R-925-12-02

Ourboard Engine

BF25/30
10 Tooth Spine & thru Hub Exhaust

OEM Part No.	Blades	Diameter	Pitch	R	part No.
58133-ZV7-011AH	3	9.9"	11"	-	H3R-990-11-02
58133-ZV7-012AH	3	9.9"	12"	-	H3R-990-12-02
58133-ZV7-013AH	3	9.9"	13"	-	H3R-990-13-02
58133-ZV7-014AH	3	9.9"	14"	-	H3R-990-14-02



Ourboard Engine

BF35 - 60, excluding BFP60A
13 Tooth Spine & thru Hub Exhaust

OEM Part No.	Blades	Diameter	Pitch	R	part No.
59133-ZV5-011AH	3	11-3/4"	11"	-	H3R-118-11-02
59133-ZV5-012AH	3	11-1/2"	12"	-	H3R-115-12-02
59133-ZV5-013AH	3	11-1/8"	13"	-	H3R-111-13-02
59133-ZV5-014AH	3	11-1/8"	14"	-	H3R-111-14-02
59133-ZV5-015AH	3	11"	15"	-	H3R-110-15-02



FOR HONDA | STAINLESS STEEL PROPELLER

Ourboard Engine

BFP60A, BF75 - BF130
15 Tooth Spine & thru Hub Exhaust

OEM Part No.	Blades	Diameter	Pitch	R	part No.
58130-ZW1-013AH	3	13-3/4"	13"	-	H3R-138-13-02
58130-ZW1-015AH	3	13-1/2"	15"	-	H3R-138-15-02
58133-ZW1-B17AH	3	13-1/4"	17"	-	H3R-133-17-02
58100-94561-019AH	3	13"	19"	-	H3R-130-19-02
99105-00100-16P	3	13-1/4"	16"	-	H3R-133-16-02
99105-00700-17P	3	14"	17"	-	H3R-140-17-02
58200-87D02-019	3	14"	19"	R	H3R-140-19-02
58200-87D11-019	3	14"	19"	L	H3L-140-19-02



Ourboard Engine

115-225HP
15 Tooth Spine & thru Hub Exhaust

OEM Part No.	Blades	Diameter	Pitch	R	part No.
58133-ZY3-A15AH	3	14.6"	16"	R	H3R-145-15-02
58133-ZY3-B15AH	3	14.6"	15"	L	H3L-145-15-02

Ourboard Engine

BF115D, BF135 - BF250D
15 Tooth Spine & thru Hub Exhaust

OEM Part No.	Blades	Diameter	Pitch	R	Diameter
58133-ZY3-A16LX	3	15-3/4"	15"	R	H3R-158-15-02
58133-ZY3-B16LX	3	15-3/4"	15"	L	H3L-158-15-02
58133-ZY3-A17LX	3	15-1/2"	17"	R	H3R-155-17-02
58133-ZY3-B17LX	3	15-1/2"	17"	L	H3L-155-17-02
58133-ZY3-A19LX	3	16-1/4"	19"	R	H3R-163-19-02
58133-ZY3-B19LX	3	16-1/4"	19"	L	H3L-163-19-02
58133-ZY3-A21LX	3	16"	21"	R	H3R-160-21-02
58133-ZY3-B21LX	3	16"	21"	L	H3L-160-21-02



FOR BRP/JOHNSON/EVINRUDE/OMC ENGINE

PROPELLER



FOR BRP/JOHNSON/EVINRUDE/OMC | ALUMINUM ALLOY PROPELLER

Ourboard Engine
2/3/3 SHP (Plastic)
5/6/7 5/8HP

OEM Part No.	Blades	Diameter	Pitch	R	part No.
0115208	3	7-1/2"	4-1/2"	-	J3R-750-45-01
391096	3	8"	7"	-	J3R-800-70-01



Ourboard Engine
6-10HP
Pin Drive

OEM Part No.	Blades	Diameter	Pitch	R	part No.
763588	3	8 1/4"	8"	-	J3R-825-80-01
391534	3	8.2"	9"	-	J3R-820-90-01



Ourboard Engine
9.9-15HP
13 Tooth Spine & thru Hub Exhaust

OEM Part No.	Blades	Diameter	Pitch	R	part No.
763457 (5005383)	3	9.25"	8"	-	J3R-925-80-01

Ourboard Engine
14-28HP
13 Tooth Spine & thru Hub Exhaust

OEM Part No.	Blades	Diameter	Pitch	R	part No.
763590	3	9.25"	12"	-	J3R-925-12-01

FOR BRP/JOHNSON ENGINE

FOR BRP/JOHNSON/EVINRUDE/OMC | ALUMINUM ALLOY PROPELLER

Ourboard Engine

20/25/30/35/50HP
14 Tooth Spine & thru Hub Exhaust

OEM Part No.	Blades	Diameter	Pitch	R	part No.
765049 (175190)	3	10-1/2"	11"	-	J3R-105-11-01
176425	4	10-1/2"	14"	-	J4R-105-14-01
176426	4	10-1/2"	16"	-	J4R-105-16-01
388317	3	11"	9"	-	J3R-110-90-01
387320	3	11-3/4"	7"	-	J3R-118-70-01



Ourboard Engine

40-50HP
13 Tooth Spine & thru Hub Exhaust 4 stroke

OEM Part No.	Blades	Diameter	Pitch	R	part No.
176422 (386841)	3	11-3/4"	17"	-	J3R-118-17-01



Ourboard Engine

40-70HP
13 Tooth Spine & thru Hub Exhaust

OEM Part No.	Blades	Diameter	Pitch	R	part No.
0763462	3	12"	17"	-	J3R-120-17-01

Ourboard Engine

40/45/50/55/60/75/115/125HP
13 Tooth Spine & thru Hub Exhaust

OEM Part No.	Blades	Diameter	Pitch	R	part No.
391199	3	13-1/4"	17"	-	J3R-133-17-01

FOR BRP/JOHNSON/EVINRUDE/OMC | STAINLESS STEEL PROPELLER



Ourboard Engine

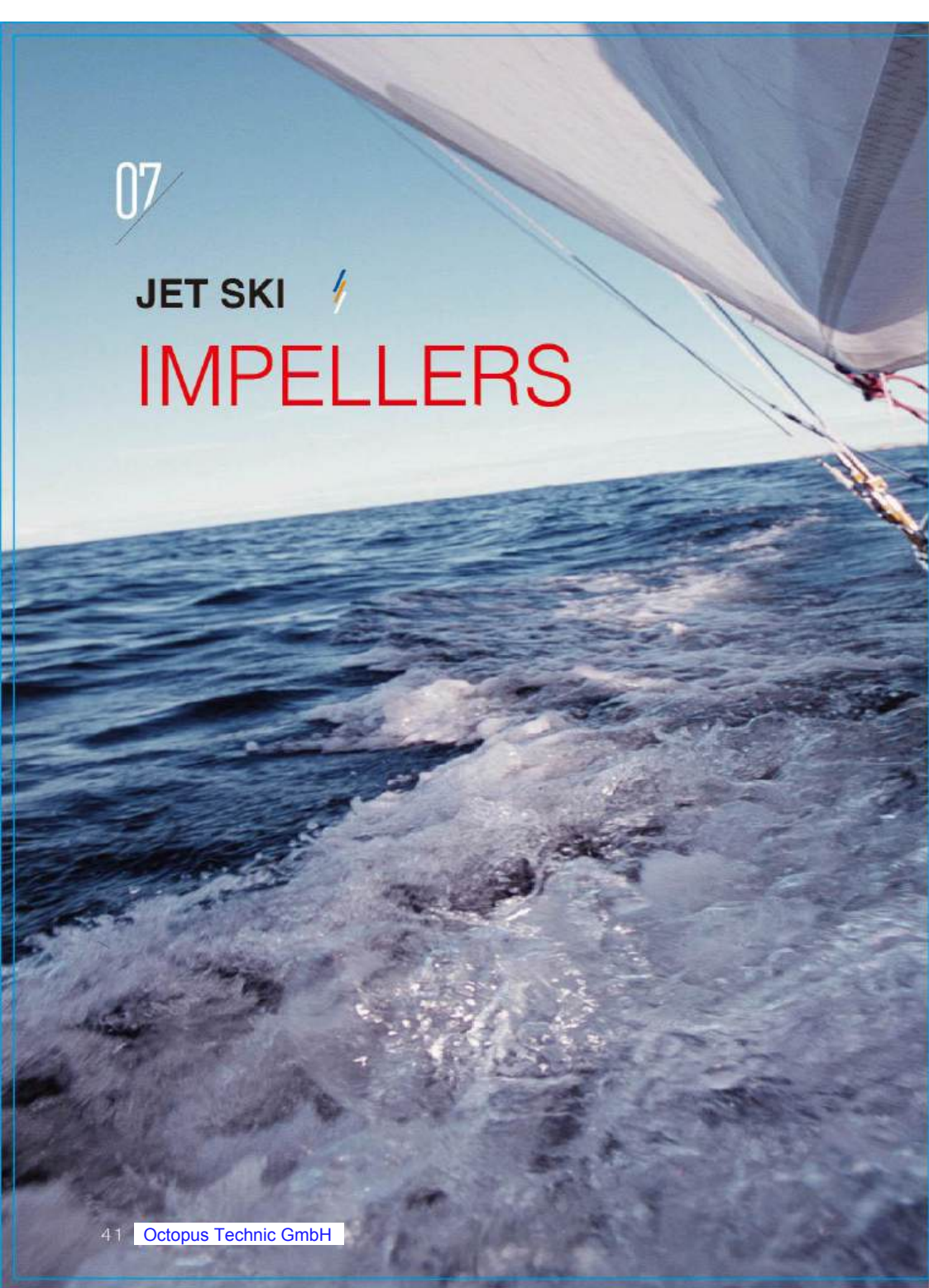
40-70HP

OEM Part No.	Blades	Diameter	Pitch	R	part No.
176422	3	11-3/4"	17"	-	J3R-118-17-02
391199	3	13-1/4"	17"	-	J3R-133-17-02

07

JET SKI

IMPELLERS



FOR JET SKI IMPELLERS



Applicable Brand		Outboard Engine	Diameter	Type	OEM Part No.
Electric surfboard		-	99mm		
YAMAHA	VX700-6AE00	80HP	155.5mm	11/14	
YAMAHA	EX1050	110HP	144mm	12/20	6GY-R1321-02
YAMAHA	VX1050	110HP	154mm	-	6EY-R1321-01-00
YAMAHA	VX1100-6D302	110HP	155.5mm	12/18	6D3-R1321-02
YAMAHA	VX1800	-	155.5mm	13/19	6AP-R1321-20-00
YAMAHA	1.8T	GP1800	160mm	13/18	
YAMAHA	1.8T	GP1800	160mm	13/20	
YAMAHA	YV-FY-09/14	350HP	160mm	09/14	



Applicable Brand		Outboard Engine	Diameter	Type
Bombardier /SEADOO	Seadoo Spark	90HP(3 blades)	140mm	12/17
Bombardier /SEADOO	Seadoo Spark	90HP(3 blades)	140mm	12/14
Bombardier /SEADOO	267000584	90HP(4 blades)	140mm	13/20
Bombardier /SEADOO	267000677	130HP	155.5mm	11/19
Bombardier /SEADOO	-	130HP New	155.5mm	11/19
Bombardier /SEADOO	267000803	RXP260HP	159mm	16/21
Bombardier /SEADOO	267000695	RXP-X300HP	161mm	13/16
Bombardier /SEADOO	SX 4-TP-13/16	300HP	161mm	13/16

FOR JET SKI WEAR RING



Brand	Solas NO.	YHX No.	Diameter	Texture of material	
Bombardier/SEADOO	SK-HS-140	HF-90	140mm	Stainless Steel /Plastic	
Bombardier/SEADOO	SK-HS-155	HF-130	155mm	Stainless Steel /Plastic	
Bombardier/SEADOO	SK-HS-159	HF-260	159mm	Stainless Steel /Plastic	
Bombardier/SEADOO	SK-HS-161	HF-300	161mm	Stainless Steel /Plastic	

FOR SPECIAL PROPELLER



Stem Drive	Outboard engine	OEM part No.	Blades	Diameter	Pitch	R
	Volvo Diesel Engine	-	3	16"	21"	-
	2 blades SS PROPELLER	-	2	6-1/2"	4"	-
	2 blades SS PROPELLER	-	2	9"	6"	-
	4 blades SS PROPELLER	-	4	13"	19"	-
	Aeromodeling Propeller	-	2	-	-	-
	Bronze alloy efficiency Propeller	-	3	20"	36"	-
	Bronze alloy efficiency Propeller	-	4	26"	38"	-
	Bronze alloy efficiency Propeller	Customized				

08

OPTIONAL ACCESSORIES



Strive for excellence

FOR OPTIONAL ACCESSORIES



I ANODE

Outboard engine	OEM part No.	Stem Drive
15-30HP	61N-45251-01	
40HP	63D-45251-10	
	6E0-12 21	
60-85HP	6H1-45251-03	
115-300HP	6G5-45251-01	

I CAP LOWER CASING

Outboard engine	OEM part No.	Stem Drive
SUZUKI 15HP	56120-93901-0EP	

FOR OPTIONAL ACCESSORIES



FOR OPTIONAL ACCESSORIES



TAB-TRIM

Outboard engine	OEM part No.	Stern Drive	
8-9.9HP	853762 T01		
9.9-15HP	98432 Q6		
25-60HP	853762		
	67C-45371-00		
	822157 T2		
35HP	31640 T07		
40HP	664-45371-01		
48-55HP	679-45371-00		
60-85HP	688-45371-02		
60-110HP	67F-45371-00		
115HP	6E5-45371-01		
150-300HP	76214-5		
	6J9-45371-01		

Bracket Anode for Mercury/Mariner

Outboard engine	OEM part No.	Stern Drive
30-40HP	818298Q1	

Pocket Anode for Mercury/Mariner

Outboard engine	OEM part No.	Stern Drive
35-300HP	CM826134	

Lower Gearcase Anode for Johnson /Evinrude

Outboard engine	OEM part No.	Stern Drive
90-225HP	436745	

FOR OPTIONAL ACCESSORIES



I Propeller Hardware Kits For YAMAHA

Outboard engine	Thrust Washer	Spacer	Washer	Cotter Pin	Nut Castle
4-5HP	90201-08M54	-	90201-08M54	91490-25030	6L5-45616-00
9.9-15HP	90201-10M01	-	90201-10M01	91490-30020	90171-10M01
30HP	6L2-45987-01	-	92990-14200	91490-30030	90171-14013
40HP	663-45997-02	68T-45997-00	90389-22M01	91490-30025	90171-16011
48-55HP	663-45987-02	670-45987-02	92990-16200	91490-40030	90171-16011
60-115HP	688-45987-01	688-45997-01	92990-18200	91490-40030	90171-18M04
150-300HP	6E5-45987-01	688-45997-01	92990-18200	91490-40030	90171-18M04



I Propeller Hardware Kits For MERCURY

Outboard engine	OEM part No
40-60 HP FourStroke (Not BigFoot/CT) 30 HP FourStroke 1994-2005 30-60 HP 2-Stroke 1977 and Newer 25 HP BigFoot/Command Thrust 55 HP SeaPro/Marathon	835257K12
FLO-TORQ II HUB KIT Mercury/Mariner 46-60 HP CT/Bigfoot, 70-300HP, Verado, Force 90-120, MerCruiser Alpha & Bravo One (under 400HP)	835257K1
FOR USE WITH MERCURY PROPELLERS WITH A 1.25" PROPELLER SHAFT FOR ALL APPLICATIONS. RATED FOR OUTBOARD AND STERNDRIIVE ENGINES UP TO 450 HP.	8M0101601



I NUT

Outboard engine	OEM part No
30HP	664-45384-00
40-55HP	697-45384-00
60-85HP	688-45384-00
115-250HP	6G5-45384-00





FOR MARINE HARDWARE



Commodity	Item	Stem Drive
FAIR-LEAD	-	
ROD HOLDER AISI 316 STAINLESS STEEL	-	
BOLLARD	12"	
HOLLOW BASE CLEAT AISI 316 STAINLESS STEEL	4"	
	6"	
	8"	
	10"	
	12"	
CLEAT AISI 316 STAINLESS STEEL	6"	
	8"	
FUEL TANK	12L	
	24L	
FUEL LINE	6mm	
	8mm	
PRIME PUMP	For 6mm	
	For 8mm	
FUEL LINE PLUG	For 6mm	
	For 8mm	

FOR ENGINE ACCESSORIES
WATER PUMP IMPELLER

Replacement for Yamaha®

Outboard engine	OEM part No.	Stem Drive
2HP	646-44352-00	
2.5/3HP	6L5-44352-00	
4/5/6HP	6E0-44352-00	
6-8HP	6G1-44352-00	
	655-44352-09	
6/8/9,9HP	68T-44352-00	
6/8/15HP	662-44352-00	
9,9-15HP	682-44352-03	
8/9,9/15/20HP	63V-44352-00	
20/25HP	6L2-44352-00	
20/25HP	6G0-44352-00	
25/30HP	689-44352-02	
25HP,40HP,50HP	6H4-44352-00	
	697-44352-00	
40HP	6F5-44352-00	
	676-44352-00	
55HP,65HP,70HP	6H3-44352-00	
75HP,85HP,90HP	688-44352-03	
75/80/90/100HP	67F-44352-01	
115/250HP	6E5-44352-00	
225/250/300HP	6CE-44352-00	
300-350HP	6AW-44352-00	

FOR ENGINE ACCESSORIES
WATER PUMP IMPELLER

Replacement for Honda®

Outboard engine	OEM part No.	Stem Drive
5/7,5/8/10HP	19210-881-003/A01	
7,5/10HP	19210-835-003	
8/9,9/10HP	19210-ZW9-A32	
8/9,9/10/15/20HP Plastic Hub	19210-ZW9-A32	
8/9,9/10/15/20HP Brass hub	19210-ZW9-A32	
9,9-15HP	19210-ZV4-013	
8/9,9/15HP	19210-ZV4-651	
20/25/30HP	19210-ZV7-003	
35/40/45/50HP Plastic Hub	19210-ZV5-003	
35/40/45/50HP Brass hub	19210-ZV5-003	
75-90HP	19210-ZW1-003/303	
75/90/115/130/135/150HP	19210-ZW1-B02/03/04	
175/200/225/250HP	19210-ZY3-003	

FOR ENGINE ACCESSORIES
WATER PUMP IMPELLER



Replacement for Johnson® / Evinrude®

Outboard engine	OEM part No.	Stem Drive
2/3HP	114812	
2/4/6HP	387361/763735	
2.5/3.5/4HP	433915/433935/396852	
3/4/5/5.5/6/7.5HP	277181/434424	
4/4.5/5/6/8HP	389576/436137	
9/9.5/10HP	377178/775519	
9.9/15HP	388084	
10/15/18/20/25HP	375638/775518	
25HP	388702	
20/25/28/30/35HP	395289	
25/28/30/33/35/40HP	378891/775621	
35/40/50/55HP	377230/777213	
35/40/48/50HP	438592	
35 Jet/40/48/50HP	432941	
40HP	390286	
35/40/45/48/50/55HP	396809/777214	
40/45/50/55/60HP	389589/777129	
40/60/65/70/75HP	396725/432954/437080	
55/60/65/70/75HP	382547/765431/777824	
60-120HP	377992	
85/400/115/125HP	385072	
85-235HP	389642/777212	
85-300HP	435821/5001593/395864	
100-260HP	379475/777130	
Cobra 200-460HP	983895/777128	
Cobra 3.2/5.8/7.4/8.2L	987176/3854072	

FOR ENGINE ACCESSORIES
WATER PUMP IMPELLER



Replacement for Mercury®/Mariner®/Mercruiser®

Outboard engine	OEM part No.	Stem Drive
2.2/2.5/3HP	47-95289-2	
3.3/4/5/6HP	47-16154-3	
3.5/3.9/5/6HP	47-22748	
3.5/3.6/4/4.5/7.5/9.8HP	47-89980	
4/4.5/6/7.5/9.8HP	47-89981	
6/8/9.9/10/15HP	47-42038-2	
9.9-50HP	47-85089-3	
20HP	47-89982	
25/30HP 4 Stroke	47-161541	
30/35/40/45/50/60/65/70HP	47-89983	
30/40/50/55/60HP	47-19453T	
40-250HP	47-43028-T2	
65-225HP	47-89984T4	
85-125HP	47-803630T	
Mariner® 2HP	47-80395M	
Mariner® 4/5HP	47-96305M	
Mariner® 6/8HP	47-11590M	
Mariner® 8-15HP	47-95611M	
Mariner® 9.9-15HP	47-84027M	
Mariner® 20/25/28/30HP	47-84797M	
Mariner®40HP	47-99971M	
Mariner® 48/55/60HP	47-81423M	
Mariner® 48/55/60HP	47-97108M	
Mercruiser® Bravo I,II,III	47-59362T1	
Mercruiser® V6&V8	47-862232A2	

FOR ENGINE ACCESSORIES
WATER PUMP IMPELLER

Replacement for Nissan® / Tohatsu®


Outboard engine	OEM part No.	Stem Drive
2.5/3.5HP	309-65021-1	
2/2.5/3.5/4/5/6HP	369-65021-1	
6/8/9.8HP	3B2-65021-1	
9.9-15HP	3V3-65021-0	
9.9/15/18/20HP	334-65021-0	
25/30/35/40HP	345-65021-0	
30/40/50HP	3C8-65021-2	
50/60/70HP	353-65021-0	
50/60/70/90HP	3B7-65021-2	
70/75/90/115/120/140HP	3C7-65021-1	

Replacement for Suzuki®

Outboard engine	OEM part No.	Stem Drive
2.5HP	17461-97JMO	
4/5/6/8HP	17461-98501/02/03	
8/9.9HP	17461-92D02/93901	
8/9.9/15HP	17461-93901/02/03	
9.9/14/16/25HP	17461-93001/03/04	
20/25/30/35/40/60/65HP	17461-96301/11/12	
35/40/50/60/65HP	17461-95201	
35/40/50/55/60/65HP	17461-94700/01	
50/75/85HP	17461-95300/01	
60/70/80/90/100HP	17461-87E00/10/11/12	
90/115/140/150/175/200HP	17461-90J00/01/94511	
200/225/250/300HP	17461-93J00	

FOR WATER PUMP REPAIR KITS

Replacement for Yamaha®

Outboard engine	OEM part No.	Stem Drive
2HP	6A1-W0078-02	
3HP	6L5-W0078-00	
4/5HP	6E0-W0078-A2 6BX-WG078-00	
6/8HP	6G1-W0078-A1 6N0-W0078-A1	
9.9/15HP	682-W0078-A1	
9.9/15HP	63V-W0078-01	
15-/20HP	6AH-W0078-00	
20-25HP	6L2-W0078-00	
25/30HP	6J8-W0078-A2	
25/30HP	689-W0078-A4	
25/30HP	689-W0078-A6	
25/30HP	61N-W0078-11	
25/30/40HP	66T-W0078-00	
40HP	6F5-W0078-00	
40HP	6BG-W0078-00	
40/50HP	679-W0078-00	
40/50HP	6H4-W0078-00	
48HP	696-W0078-00	
55HP	663-W0078-01	
40/50/60HP	63D-W0078-01	
50/60HP	6H3-W0078-A0	
60HP	6K5-W0078-01	
50/60/70HP	6H3-W0078-02	
70HP	6CJ-W0078-00	
60/70/75/80/85/90HP	692-W0078-00	
75/80/90/100HP	67F-W0078-00	
115HP	68V-W0078-00	
115/130HP	6N6-W0078-02	
115/130HP	6E5-W0078-01	
115/130HP	65N-W0078-A1	
150/175/200/225HP	6G5-W0078-01	
180/175/200/225/250/300	61A-W0078-01	
180/175/200/225/250/301	61A-W0078-A2/A3	
200/225/250/300HP	60X-W0078-00	
225/250/300HP	6P2-W0078-00	
225/250/300HP	6CE-W0078-00	
300/350HP	6AW-W0078-00	