



TE AWA RISE

Lot 8

 4  2  2.5  2

Land Area: 504m²

Floor Area: 211m²

Part 1

Renders

Part 2

Plans & Elevations

Part 3

Construction Specification

Part 4

Materials & Finishes

Part 5

Fixtures & Fittings Selections

The included specifications may change due to availability, build circumstances and the like, from time to time at the operators sole discretion without notice.







Part 2

Plans & Elevations

Lot 8 — Part 2

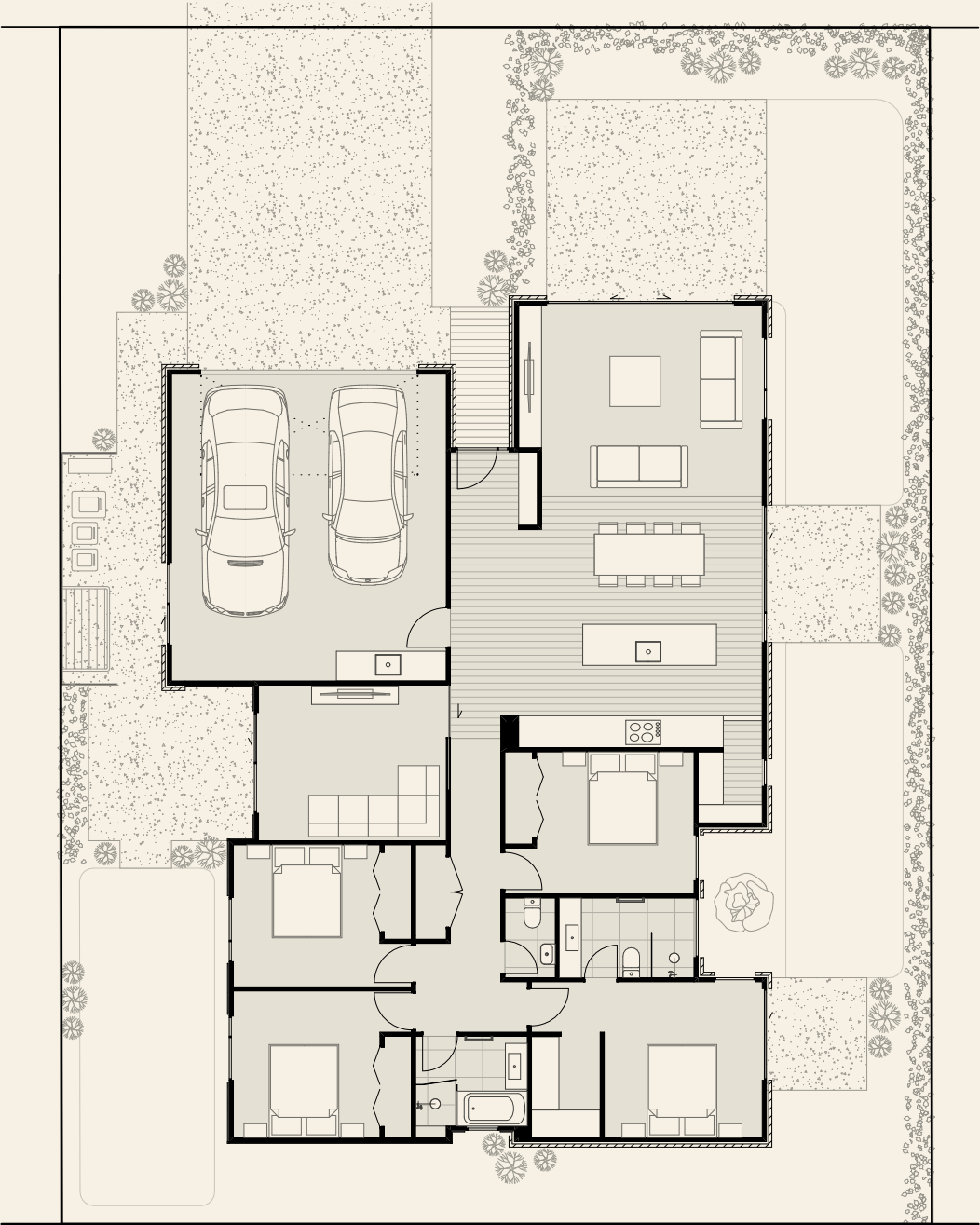
Floor Plan



Site Area: 504m²
Floor Area: 211m²
Roof Area: 216m²

Floor area noted is over cladding.
Areas are rounded.

Finishes, fixtures and cabinetry
are shown to provide context and
may not accurately represent
the final product. Landscaping
design, decking and patio areas
may be subject to change
dependent on site conditions.
Floor area noted is over cladding.
This plan is conceptual only to
provide an indicative layout to
prospective clients.



Lot 8 — Part 2

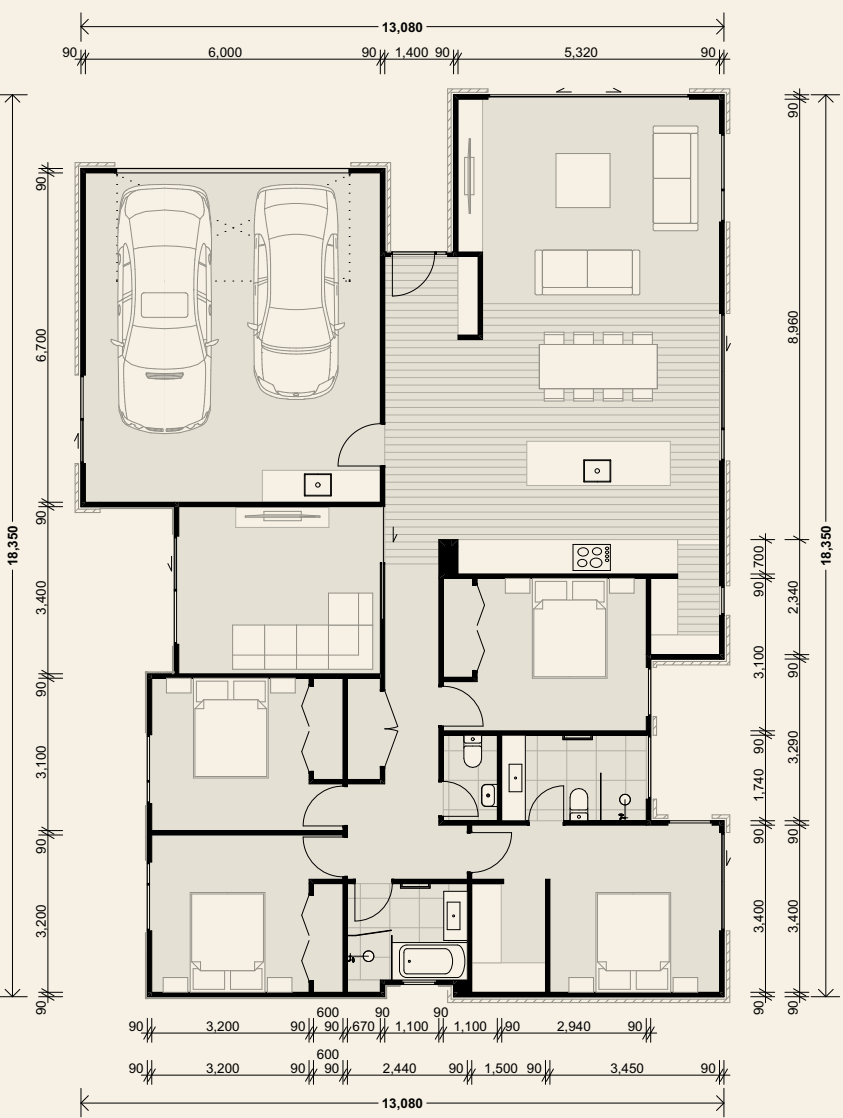
Dimension Plan



Site Area: 504m²
Floor Area: 211m²
Roof Area: 216m²

Floor area noted is over cladding.
Areas are rounded.

Finishes, fixtures and cabinetry are shown to provide context and may not accurately represent the final product. Landscaping design, decking and patio areas may be subject to change dependent on site conditions. Floor area noted is over cladding. This plan is conceptual only to provide an indicative layout to prospective clients.



Lot 8 — Part 2

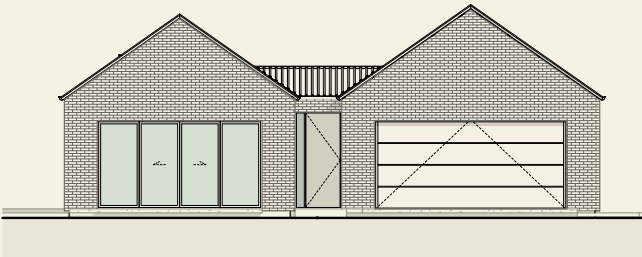
Elevations



Site Area: 504m²
Floor Area: 211m²
Roof Area: 216m²

Floor area noted is over cladding.
Areas are rounded.

Finishes, fixtures and cabinetry are shown to provide context and may not accurately represent the final product. Landscaping design, decking and patio areas may be subject to change dependent on site conditions. Floor area noted is over cladding. This plan is conceptual only to provide an indicative layout to prospective clients.



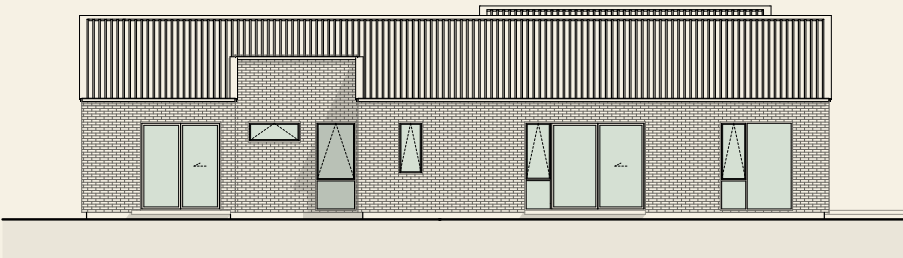
North Elevation

Scale 1:120



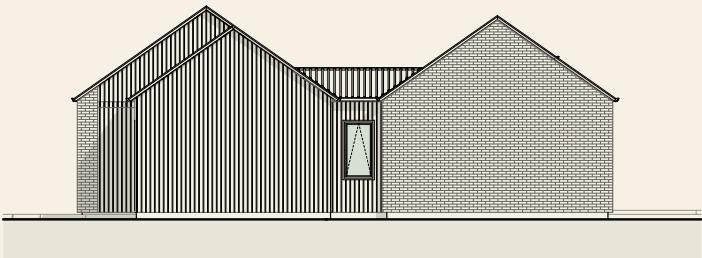
West Elevation

Scale 1:120



East Elevation

Scale 1:120



South Elevation

Scale 1:120

Lot 8 — Part 2

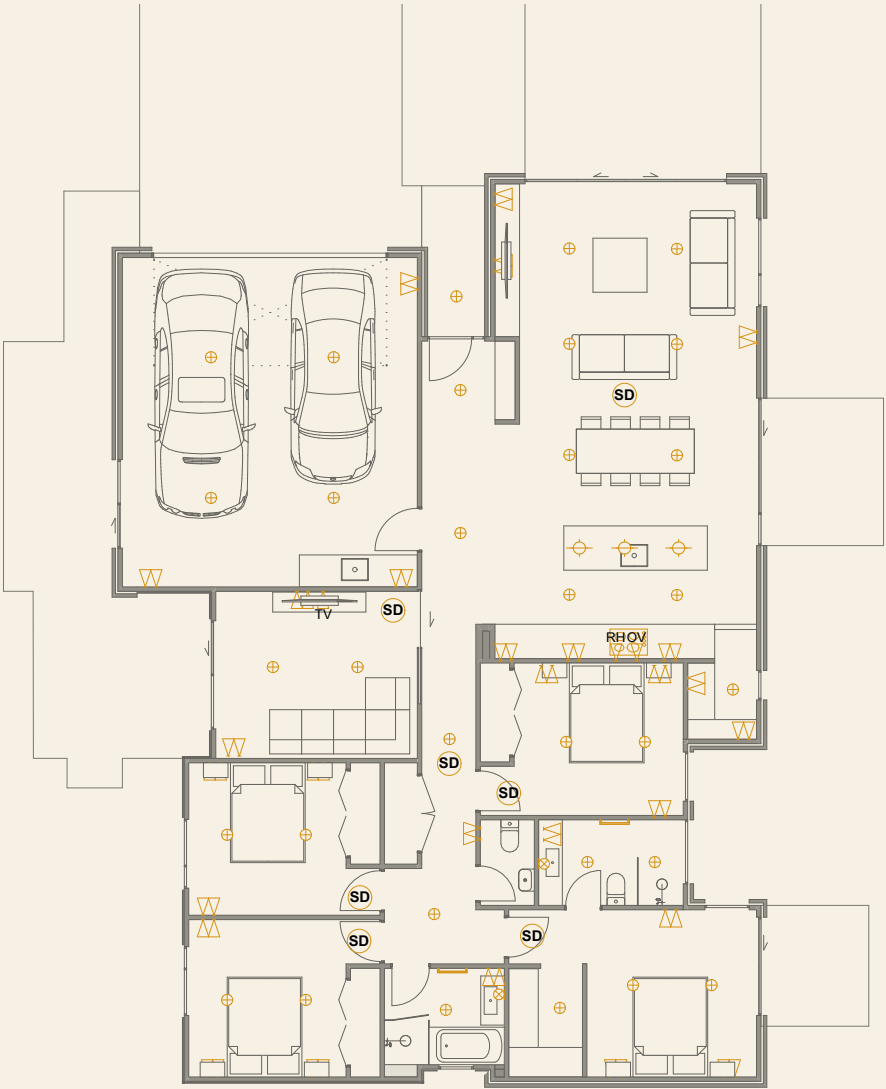
Electrical Plan



Site Area: 504m²
Floor Area: 211m²
Roof Area: 216m²

Floor area noted is over cladding.
Areas are rounded.

Finishes, fixtures and cabinetry
are shown to provide context and
may not accurately represent
the final product. Landscaping
design, decking and patio areas
may be subject to change
dependent on site conditions.
Floor area noted is over cladding.
This plan is conceptual only to
provide an indicative layout to
prospective clients.



Part 3

Construction Specification

Lot 8 — Part 3

Construction Specification

Item	Description	Brand	Colours Pre-determined by designer	Colour Options Client	Upgrade options Client cost
Floor structure	Final Engineering to be confirmed with Building Consent Lot 8 Geotechnical bearing capacity (kPa) is 240 AS2870 Expansive Class is A	Cupolex or similar	n/a	n/a	n/a
Internal heating and cooling	One High wall in Lounge/Kitchen only	Mitsubishi or similar	n/a	n/a	n/a
External walls	90mm thick FSC H1.2 timber framing 2550mm ceiling height	As sourced by builder	n/a	n/a	n/a
Exterior cladding – metal tray cladding	Iron medium rib cladding - ST7 profile all pavilions excluding living, refer to elevations.	Steel and Tube	Gull grey	n/a	n/a
	Alpine traySS675 – living pavilion only.	Freeman Roofing	Gull grey	n/a	n/a
Exterior cladding - weatherboards	Western Red Cedar Vertical HP55 – inserts only, refer to elevations.	Builder to confirm	Damper by WoodX	n/a	n/a
Soffits (incl. covered patio)	9mm fibre cement board, stopped	Villaboard	Gull grey	n/a	n/a
Roofing	Iron medium rib cladding - ST7 profile	Steel and Tube	Gull grey	n/a	n/a
Roofing – additional flat roof structure	n/a	n/a	n/a	n/a	n/a

Lot 8 — Part 3

Construction Specification

Item	Description	Brand	Colours Pre-determined by designer	Colour Options Client	Upgrade options Client cost
Roofing - Spouting	½ round gutter	Colorsteel	Gull grey	n/a	n/a
Roofing - Downpipe	Colorsteel to match roofing and spouting	Colorsteel	Gull grey	n/a	n/a
Front entry posts	n/a	n/a	n/a	n/a	n/a
Window joinery	APL Residential Thermal Heart aluminum	APL – Altherm Window Systems	Gull grey	n/a	n/a
Windows glass	Double glazed, low E with argon filled Glass	As sourced by Builder	Clear	n/a	n/a
Window handles	APL Urbo range	APL	Gull grey	n/a	n/a
Window jambs	Grooved Pine	As sourced by builder	Mt Aspiring Quarter	n/a	n/a
Internal wall lining	10mm stopped to level 4 finish & painted (wash & wear low sheen)	GIB	Mt Aspiring Quarter	n/a	n/a
Feature entry wall	Surround by Laminex Scallop 135 (wash & wear low sheen) Right hand entry wall, down to media door	Laminex	Mt Aspiring Quarter		
Bathroom walls	10mm Aqualine plaster board stopped to level 5 finish & painted (aqua enamel low sheen) and 6mm fibre cement board to tiled area	GIB and James Hardie	Mt Aspiring Quarter	n/a	n/a
Skirting architrave	Square 135 x 18.0mm MDF painted Square 85 x 18.0mm MDF painted	Southern Pine Products	Mt Aspiring Quarter (fast dry flat)	n/a	n/a
Recessed Ceiling in Lounge	n/a	n/a	n/a	n/a	n/a
Raking Ceiling in Living/Dining/Kitchen	Scissor truss raking ceiling in living only- gib finish	Gib	Mt Aspiring Quarter (fast dry flat)	n/a	n/a
Ceiling lining	13mm GIB level 4 finish in living areas & bedrooms, level 5 finish in bathrooms. Square stopped. Paint ceiling flat.	Gib	Mt Aspiring Quarter (fast dry flat)	n/a	n/a
Insulation	Walls R2.8 90mm Ceiling R7.0 260mm	As sourced by builder	n/a	n/a	n/a
Internal doors	2.4m high, 40mm Poly core pre-primed & painted.	As sourced by builder	Mt Aspiring Quarter (fast semi gloss)	n/a	n/a

Lot 8 — Part 3

Construction Specification

Item	Description	Brand	Colours Pre-determined by designer	Colour Options Client	Upgrade options Client cost
Internal door jambs	25mm MDF (Pine in bathrooms)	As sourced by builder	Mt Aspiring Quarter (fast semi gloss)	n/a	n/a
Internal door handles	Windsor Futura Range	Windsor	Brushed Nickel	n/a	n/a
Door hinges	To match hardware	As sourced by builder	Stainless steel	n/a	n/a
External front door	Plasma –solid panel aluminum powder coated door	Altherm	Gull grey	n/a	n/a
External front door frame	Plasma Aluminium	n/a	Gull grey	n/a	n/a
Front door handle – inside	Verge plain	Windsor	Brushed Nickel	n/a	n/a
Front door handle – outside	Verge plain	Windsor	Brushed Nickel	n/a	n/a
External front door seals	Rubber seals	As sourced by builder	n/a	n/a	n/a
External front door hinges	As sourced by builder	As sourced by builder	Stainless steel	n/a	n/a
Hot water heating	Rinnai Infinity HDi200 Internal	Located in roof	n/a	n/a	n/a
Garage door	Colorsteel powdercoated sectional	GDCO	Gull grey	n/a	n/a
Garage door opener	Automatic with 2 remotes	As sourced by builder	n/a	n/a	n/a

Bathrooms

Item	Description	Brand	Colours Pre-determined by designer	Colour Options Client	Upgrade options Client cost
Bathroom wall and floor	Heritage Nude 600x600 R11 Floor, R10 Wall Tiling to bathrooms, laundry floors and shower boxes only. Wall tiles 2.0m high.	European Ceramics \$54.90 per sqm + gst	n/a	n/a	n/a
Toilets	Enya BTW Toilet Suite	Harrison Bloy	White	n/a	n/a
Toilet roll holders	Heirloom Centro Toilet Roll Holder	Heirloom	Chrome	n/a	n/a
Shower	Watersino Pin Slide Rail	Harrison Bloy	Chrome	n/a	n/a
Shower screen	Frameless safety glass screen, 2m high		Clear	n/a	n/a

Lot 8 — Part 3

Construction Specification

Item	Description	Brand	Colours Pre-determined by designer	Colour Options Client	Upgrade options Client cost
Shower mixer	Pin Shower Mixer (small faceplate)	Harrison Bloy	Chrome	n/a	n/a
Shower niche	Tiled area for small shower items		n/a	n/a	n/a
Shower drain	Channel drain with tile insert	As sourced by builder	Chrome	n/a	n/a
Baths	n/a	n/a	n/a	n/a	n/a
Vanity	Levivi Cibolo Prima 1 Drawer Wall hung Ensuite – 900mm Bathroom – 1200mm	Plumbing world	Driftwood	n/a	n/a
Vanity top	n/a	n/a	/na	n/a	n/a
Vanity bowl	Moon Kordura Counter Top Basin	Harrison Bloy	White	n/a	n/a
Vanity mixer	Pin Wall Mixer & Spout	Harrison Bloy	Chrome	n/a	n/a
Vanity mirror	Galaxy backlit mirror Ensuite – 900mm Bathroom – 1200mm	Plumblin	n/a	n/a	n/a
Mirror demister	n/a	n/a	n/a	n/a	n/a
Towel rail – ensuite and bathroom	Genesis 1025 esp Towel Warmer – both bathrooms	Heirloom	Chrome	n/a	n/a
Bathroom exhaust fan – both bathrooms	Fan	As sourced by builder	n/a	n/a	n/a

Kitchen

Item	Description	Brand	Colours Pre-determined by designer	Colour Options Client	Upgrade options Client cost
Kitchen benchtops	20 mm Engineered Stone	Primestone	TBC		
Splashback	Tiled	TBC	TBC	n/a	Natural Stone
Kitchen sink	Ronda 1.5 delta range HH4540/2040L		Stainless Steel	n/a	n/a
Kitchen doors	Melteca or Prime Pannel		TBC		
Cabinetry		As sourced by joinery supplier	TBC	n/a	n/a
Kitchen mixer	Greens Mika Pull down sink mixer	Harrison Bloy	Crome	n/a	n/a

Lot 8 — Part 3

Construction Specification

Item	Description	Brand	Colours Pre-determined by designer	Colour Options Client	Upgrade options Client cost
Cutlery insert	Two	As sourced by joinery supplier	n/a	n/a	n/a
Waste bin	Two bottom mounted bins	As sourced by joinery supplier	n/a	n/a	n/a
Fridge Freezer	Not supplied	n/a	n/a	n/a	n/a
Microwave	Not supplied	n/a	n/a	n/a	n/a
Oven – under bench	600mm F&P series 7 contemporary Pyrolytic Oven OB60SD9PB1	Fisher & Paykel	Black	n/a	
Rangehood	Built-in 90cm integrated rangehood F&P HP90IDCHX4	Fisher & Paykel	n/a	n/a	n/a
Cook top	600mm induction cooktop F&P CI604CTB1	Fisher & Paykel	Black	n/a	
Dishwasher	Build under Dishwasher F&P DW60UC2X2	Fisher & Paykel	Sliver	n/a	n/a
Waste disposal	Not supplied	n/a	n/a	n/a	n/a

Interior Joinery & Storage

Item	Description	Brand	Colours Pre-determined by designer	Colour Options Client	Upgrade options Client cost
Wardrobes – master bedroom	Wire frame	n/a	White	n/a	n/a
Wardrobes – other bedrooms	Wire frame	n/a	White	n/a	n/a
Linen cupboard	Wire frame	n/a	White	n/a	n/a
Broom cupboard (where incorporated as part of garage storage)	n/a	n/a	n/a	n/a	n/a
Garage storage (as and if included within home design / drawings)	n/a	n/a	n/a	n/a	n/a

Lot 8 — Part 3

Construction Specification

Laundry unit (as and if included within home design / drawings)	Melteca or Prime Panel Blanco Marquina Bench top Mercer DV108 Loxley Watersino Pin Gooseneck Kitchen Mixer	Mercer Harrison Bloy	White S/Steel Chrome	n/a	n/a
Laundry cupboard and bench (as and if included in home design / drawings)		n/a	n/a	n/a	n/a

Finishes & Flooring Treatments

Item	Description	Brand	Colours Pre-determined by designer	Colour Options Client	Upgrade options Client cost
Curtains (as specified in drawings)	Not supplied	n/a	n/a		
Recessed Blinds	Not supplied	n/a	n/a	n/a	n/a
Wall paper	n/a	n/a	n/a	n/a	n/a
Curtain tracks	Not supplied	n/a	n/a	n/a	n/a
Lining	Not supplied	n/a	n/a	n/a	n/a
Blinds – kitchen	Not supplied	n/a	n/a		
Carpet	Feltex Okiwi Bay – Solution dyed nylon	As sourced by builder	Manx	n/a	n/a
Entry and kitchen flooring	Odense – Clouded Oak, 240mm width Refer to floor plan for coverage	Flooring Xtra \$76per sqm +gst	Clouded Oak	n/a	n/a
Garage carpet	Polypropylene Garage Carpet	Belgotex	Crazy	n/a	n/a

Electrical / Lighting

Item	Description	Brand	Colours Pre-determined by designer	Colour Options Client	Upgrade options Client cost
Lighting & Electrical Outlets (power points)	Refer to Electrical layout plan	As sourced by builder	Colour to match façade, soffit, ceilings and walls		
Fiber Connection / Wifi		Builder to arrange fiber connection into home			

External Areas & Landscaping

Item	Description	Brand	Colours Pre-determined by designer	Colour Options Client	Upgrade options Client cost
Driveway	12mm river pebble, exposed aggregate concrete laid to falls with sump and strip drains as required	As sourced by builder	n/a	n/a	n/a
Footpath and entry	12mm river pebble – exposed aggregate concrete laid to falls with sump and strip drains as required	As sourced by builder	n/a	n/a	n/a
Exterior courtyard and patio areas	12mm river pebble – exposed aggregate concrete	As sourced by builder	n/a	n/a	n/a
	Exterior power point x2	As sourced by builder	n/a	n/a	n/a
Exterior decking	n/a	n/a	n/a	n/a	n/a
Outdoor taps	2 – located in accordance with plans	As sourced by builder	n/a	n/a	n/a
Mailbox	Catelina mailbox Flaxpod colour attached to macrocapa post as per Design Guidelines	As sourced by builder	n/a	n/a	n/a
Clothesline	Extending or folding system	Hills Extendaline or Paraline	n/a	n/a	n/a
Landscaping (as per design / drawing)	Where applicable if detailed in any drawings: Assorted native plants and bark (as per Design Guidelines) in any house side gardens.	As sourced by builder	n/a	n/a	n/a







	<p>Hedging on side boundary lines (between lots only).</p> <p>Lawns surrounding the house beyond side gardens, driveway, footpaths, decks, and patio areas.</p>				
--	---	--	--	--	--





Disclaimer: The above specifications may change due to availability, build circumstances and the like, from time to time at the operators sole discretion without notice.







Part 4

Materials & Finishes

	Description	Notes	Supplier	Finish
	Cladding			
	Cladding			
	Roofing			
	Gutters & Downpipes			
	Fascia Boards			
	Joinery			
	Glass			
	Soffit			
	Garage Door			
	Patio Tiles			






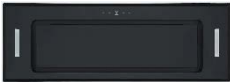

	Description	Size	Supplier	Finish	
Wall Finishes					
Walls	Wash n Wear – Dannevirke		Dulux	Low Sheen	
Walls – WC/ENS	Aquaenamel – Dannevirke		Dulux	Low Sheen	
Ceiling	Fast Dry – Southern Alps		Dulux	Flat	
Skirting/ Trims	Fast Dry – Dannevirke		Dulux	Low Sheen	
Doors	Fast Dry – Dannevirke Double		Dulux	Acrylic Enamel Semi-Gloss	
Flooring					
Garage Flooring	Polypropylene Garage Carpet			Crazy	







	Description	Size	Supplier	Finish	
Carpet	Feltex Okiwi Bay - Manx		Flooring Xtra	Solution dyed nylon	
Laminate Flooring	Odense – Clouded Oak	240mm width	Flooring Xtra	Clouded Oak	
Curtains					
Sheer	Zepel - Focus	Double Invert pleated sheer front	Quality Curtains	Pearl	
		Skim floor			
Blackout behind (bedrooms + Media only)		Skim floor	Quality Curtains	Shell	
Kitchen					
Benchtops	Primestone			TBD	
Joinery Island	Melteca			TBD	
Joinery Back	Melteca			TBD	
Backsplash	Primestone			TBD	
Kitchen Hardware	Blum Soft Closing				
Benchtops	Primestone			TBD	


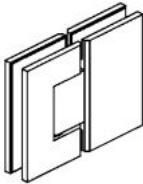
	Description	Size	Supplier	Finish	
Kitchen Pulls Tall Units	Toledo 4041	320mm		TBD	
Feature Wall					
Living/Entry	Surround by Laminex Scallop 135		Laminex	Pre-Primed	
Bedrooms					
Joinery	Whitewashed Oak		Melteca	Organic	
Bathrooms					
Bathroom Floor Tiles	Heritage Nude	600x600mm	European Ceramics	R11	
Bathroom Wall Tiles	Heritage Nude	600x600mm	European Ceramics	R10	
Bathroom Wall Feature	Heritage Nude	600x600mm	European Ceramics	Grooved	






Part 5



Fixtures & Fittings Selections

	Description	Notes	Supplier	Finish	
Sink	Mercer DV107 Derby Kitchen Sink		Mercer	SS	
Insinkerator	Insinkerator 66 : ID66			n/a	
Mixer	Tube Kitchen Mixer w/ Pull out spray		Plumblinc	Brushed Nickel	
Fridge	Not supplied				
Oven	Oven, 60cm, 5 function, self- cleaning		Fisher and Paykel		
Cook Top	Induction Cooktop, 60cm, 4 Zones	CI604CTB1	Fisher and Paykel		
Rangehood	Built in integrated powerpack extractor		Robinhood	Black	
Dishwasher	Series 7 Contemporary Dishwasher	DW60UN4B2	Fisher and Paykel		





	Description	Size	Supplier	Finish	
Basin	Moon Kordura Counter Top Basin		Harrison Bloy	White	
Vanity	Custom made wall hung vanity unit with Blum soft close drawers				
Mixer	Pin Wall Mixer & Spout		Harrison Bloy	Chrome	
Mirror	Custom sized in-set mirror with Nuklear, 50watt mirror demister				
Towel Rail	Genesis Towel Warmer		Heirloom	Chrome	
Toilet	Evo Back to Wall Toilet Suite Slim Seat		Plumblin	White	
Toilet Roll Holder	Heirloom Centro Toilet Roll Holder		Plumblin	Chrome	
Shower Head	Watersino Pin Shower Column Set		Harrison Bloy	Chrome	



	Description	Size	Supplier	Finish	
Shower Mixer	Pin Shower Mixer (small faceplate)		Harrison Bloy	Chrome	
Shower Drain	Tiled Insert Channel Shower Drain		As supplied by builder	Chrome	
Shower Glass Hardware			Opus Glass Hardware	Chrome	
Bathroom Fan			As supplied by builder		

	Description	Size	Supplier	Finish	
Basin	Moon Kordura Counter Top Basin		Harrison Bloy	White	
Vanity	Custom made wall hung vanity				
Mixer	Pin Wall Mixer & Spout		Harrison Bloy	Chrome	
Mirror	Custom sized in-set mirror				
Towel Rail	Genesis Towel Warmer		Heirloom	Chrome	
Toilet	Enya BTW Toilet Suite		Harrison Bloy	White	
Toilet Roll Holder	Heirloom Centro Toilet Roll Holder		Plumblinc	Chrome	

	Description	Size	Supplier	Finish	
Shower Head	Watersino Pin Slide Rail		Harrison Bloy	Chrome	
Shower Mixer	Pin Shower Mixer (small faceplate)		Harrison Bloy	Chrome	
Shower Drain	Tiled Insert Channel Shower Drain		As supplied by builder	Chrome	
Bathroom Fan			As supplied by builder		

	Description	Size	Supplier	Finish	
Tub	Mercer DV108 Loxley		Mercer	S/Steel	
Mixer	Watersino Pin Gooseneck Kitchen Mixer		Harrison Bloy	Chrome	

	Description	Size	Supplier	Finish	
Entry Door Handle	Nido – Verge Longplate Entrance Set – Diamond Knurl		Windsor	Brushed Nickel	
Interior Door Handles	Futura Apex Lever Set		Windsor	Brushed Nickel	
Door Hinges	Hinge SS Loosepin Radius 89x60x2mm		Windsor	Brushed Nickel	 <small>NZ HARDWARE IMAGE COPYRIGHT</small>
Door Stop	Doorstop Skirting Concealed Fix		Windsor	Brushed Nickel	
Curtain Tracks Wall Mounted in living	TBC				
Curtain Tracks Ceiling Mounted	TBC				
Blinds	TBC				
Shutters	TBC				

	Description	Size	Supplier	Finish
Light Switches and Power Sockets	Legrand Excel Life white		Legrand	
Recessed Downlights	Dlek 3220		Hugo	
Exterior Recessed Downlights	TBC			
Exterior Wall Lights	TBC			
Kitchen Island Pendant	TBC			
Dining Pendant	TBC			

Thank you

TE AWA RISE

Te Awa Rise

Keri Rua Road, Cambridge, Waikato



Disclaimer: Whilst every care has been taken to establish the accuracy of the material presented here, the material is not warranted by the operator and does not form part of any contract. The material is subject to change without notice. Prospective purchasers are advised to make their own enquiries to satisfy themselves on all aspects.

Proudly developed by Sanderson Group.
Copyright ©2026 Sanderson Group. All Rights Reserved.

January 2025

teawarise.co.nz