

CARRERA FOOTPATH SIGN


Tough. Stable. Built for the street.

Double-sided footpath sign with a durable base and clean design.

Ideal for: Retail fronts • Cafés • Hospitality • Promotions • Wayfinding

Designed with pedestrian safety in mind, the Carrera uses a strong, low-profile base that stays put in busy environments. The fillable base adds weight for extra stability outdoors, while the smooth curves help reduce trip risk. Two heights available.

The graphic panel is aluminium composite (ACM), giving you a rigid, long-lasting display surface that holds its shape and keeps graphics looking sharp.



Features:

- Weighted base for stability
- Smooth, pedestrian safe design
- Double-sided display
- Durable ACM panel
- Easy to move and position
- Range of base colours
- Low-maintenance materials.
- Built for everyday outdoor use.

Options:

- Carry handle option
- Custom base colours (for larger runs)

Dimensions mm:

900	800
Height: 1000	Height: 900
Width: 610	Width: 610
Depth: 470	Depth: 470
Panel: 600 × 850	Panel: 600 × 750
Weight: 4.5 Kg (empty)	Weight: 4.5 Kg (empty)

Base Colour options:



A reliable footpath sign that handles wind, wear, and busy spaces with ease.

adgraphix

**Large format digital printing,
signage and display solutions.**

32a Birmingham Drive, Middleton, Christchurch 8024, New Zealand. adgraphix.co.nz

DUROPRO FOOTPATH SIGN


Weighted. Durable. Built for the outdoors.

Wind-resistant A-frame with rigid panels and a stable, fillable base.

Ideal for: Retail • Footpath advertising • Cafés • Promotions • Wayfinding

Designed for outdoor use, DuroPro provides a tough fillable PE frame for added weight and stability - simply fill it with water or sand to help it stay put in exposed conditions. Rounded corners improve safety in public spaces, while rigid sign panels sit securely in place using moulded tabs.

It is built to handle weather, movement, and repeat use without compromise.



Features:

- Fillable body for weight and stability
- Wind-resistant design
- Double-sided display
- Rigid panels held with moulded tabs
- Rounded, safety-focused corners
- Rustproof, recyclable PE construction
- UV treated for outdoor durability
- Easy panel change-outs

Options:

Wheels for easier transport

Dimensions:

600 mm × 900 mm (panel)

5.7 kg (empty)

15.7 kg (water-filled)

23 kg (sand-filled)

Colours:



A stable, safety-conscious footpath sign that holds its ground and keeps your message clear.

adgraphix

**Large format digital printing,
signage and display solutions.**


32a Birmingham Drive, Middleton, Christchurch 8024, New Zealand. adgraphix.co.nz

POSTER FOOTPATH SIGN

Change messages fast. Keep your sign looking sharp.
Footpath sign with a fillable base and quick-change poster frame.

Ideal for: Retail fronts • Promotions • Menus • Reception entries • Event signage

Designed for regular message updates, this double sided sign makes swapping your advertising quick and tidy. The anodised aluminium frame keeps things looking smart, while the clear sleeve helps protect your A1-sized graphics from the outdoor elements. Fill the base with water or sand for added stability when used outdoors.



Features:

- Quick poster change
- Removable top channel
- Clear protective poster sleeve
- Fillable base for extra stability
- Anodised aluminium frame
- Indoor or outdoor use
- Durable vivid posters

Options:

- Carry handle option
- Custom base colours (for larger runs)

Dimensions:

Height: 970 mm

Width: 610 mm

Depth: 500 mm

Poster: A1 (594 mm x 841 mm)

Weight: Approx 4.5 kg (empty)

Base Colour options:



A simple, tidy solution for portable signage that needs to change often.

adgraphix

**Large format digital printing,
signage and display solutions.**

32a Birmingham Drive, Middleton, Christchurch 8024, New Zealand. adgraphix.co.nz