

INSTANT RANGE

BOLERO



**/// BRAVILOR
BONAMAT** | Brewing
your coffee
SINCE 1948

INSTANT COFFEE SOLUTION
FOR ANY SELF-SERVICE ENVIRONMENT

Fast and efficient

When speed and efficiency are deciding factors, the Bolero is the perfect solution for serving coffee specialties, hot chocolate and tea.

With quick and uncomplicated operation it thrives at locations like waiting rooms, the healthcare industry and hotel buffets. Reliably serving large amounts of beverages with ease.

The extremely versatile Bolero range includes tabletop variants that allow consumers to dispense single beverages, and the high capacity Turbo and Turbo XL for professionals to simultaneously serve decanters from back-of-house locations.

With an emphasis on user-friendliness, durability and hygiene the Bolero is the instant solution of choice for operators worldwide.



BOLERO TABLETOP

Proven technology, speed and efficiency

Instant ingredients remain popular all over the world mainly due to their convenience and long shelf life. Quick, uncomplicated and long-lasting just like any Bolero machine.

We have variants with up to 4 canisters so you can offer a wide range of hot drinks, making the tabletop Bolero the perfect solution for any self-service environment.

Quick dispensing

Coffee in 10 seconds

Up to 36 beverages

Endless customisation and options

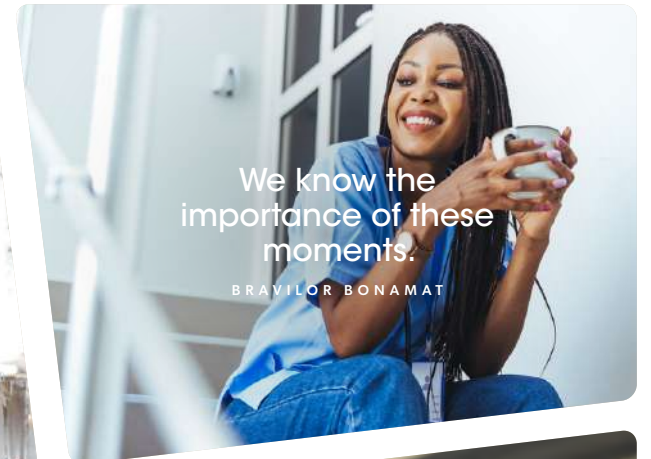
Zero waste

And easy cleaning



No matter your business, there is a Bolero that suits your needs

You don't want your guests to queue up at the breakfast buffet, or let your patients wait needlessly for their coffee. Your travelling customers want to quickly refuel and be on their way again.



BOLERO LINE

Features & Benefits

Large variety of drinks



Depending on your configuration, the Bolero can serve up to 36 beverages from regular coffee to any specialty like cappuccino and hot chocolate.

Your perfect cup of coffee



Select your strength and volume directly on screen or alternatively, switch off strength control for greater control over the output of ingredients.

Branding



Fully personalise your machine to promote your brand and meet client demands. Add value to the user experience by customising setting, icons, background images and screen savers.

Separate hot water outlet



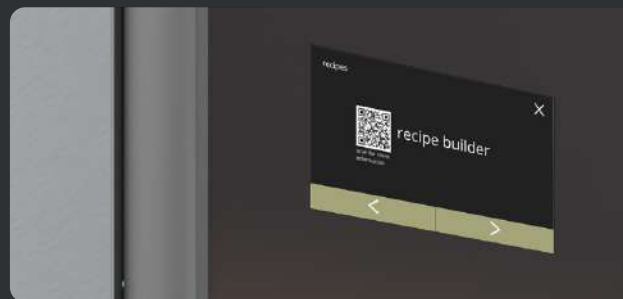
Serve hot water for tea from a separate outlet and prevent contamination.

Easy operation



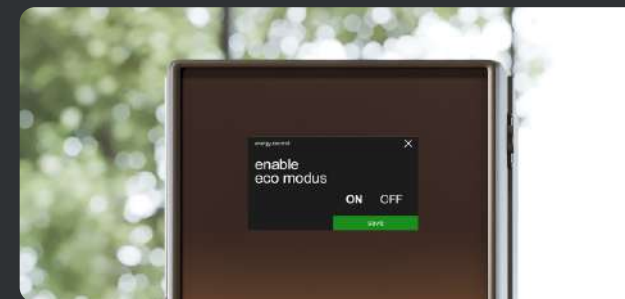
The transparent canisters make for easy replenishment.

Recipe builder



Edit existing recipes or create brand new ones using the advanced recipe builder.

Eco-mode



Conserve precious energy by enabling the eco-mode.

Cash and cashless payment



The Bolero range is compatible with a wide range of cash and cashless payment systems.

We are committed to serving
you a superior experience
through our solutions.

BRAVILOR BONAMAT

BOLERO TURBO (XL)

Heavy duty

Certain locations simply require more capacity. A healthcare facility with lots of patients and visitors requires coffee around the clock. Or conference centres where attendees have coffee and tea served during peak moments need a coffee solution that is quick and reliable.

In situations like these, operators worldwide opt for the high-capacity Bolero Turbo (XL) machines.

Decanters

Simultaneously dispense two decanters of 2 litres in 90 seconds.

Flippable cup tray

The beverage selection screen automatically switches between cups or decanters based on the position of the flippable cup tray.

High capacity

Available in 400V variant, for a capacity of 104L per hour.



BOLERO TURBO (XL)

Features & Benefits

Hygiene is a top priority, especially when the appliance is used in hospitals or care homes. The Bolero Turbo has a wide range of features to ensure the highest level of hygiene.

Touchscreen interface



Touchscreen interface is kept clean with one wipe of a cleaning cloth.

Beverage dispense tubes



Beverage dispense tubes can easily be removed from the dispense outlet for easy and thorough cleaning.

Fan system



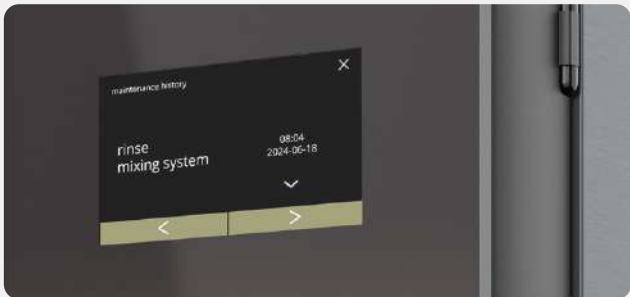
The fan system can be removed and cleaned with running water effortlessly.

Easy cleaning



All components can easily be accessed and disassembled for thorough cleaning.

Maintenance history



A maintenance history registers when the appliance has been flushed, descaled or when the water filter has been replaced.

Locking ring



Newly engineered locking ring enables easy removal of the mixing chamber.

The plastic base



The plastic base catches any falling ingredients preventing them from getting stuck in the cracks of the folded metal panels.

BOLERO LINE Accessories



Tabletop raiser

Increase the tapheight from 120 to 240 mm to allow the filling of decanters.



Vacuum flasks

Various sized stainless steel, double-walled vacuum flasks with rotary lid and push button dispense.



MDB service set

Extension to enable payment and connectivity solutions for any Bolero.



Airpot Furento

The Airpot Furento unit keeps up to 2.2 litres of coffee or tea at the right temperature for hours.



Bolero Turbo (XL) raiser








Increase the dispense height to 342 mm to allow the filling of airpots. The Bolero Turbo can fill one airpot, whereas the Bolero Turbo XL can fill two airpots simultaneously.




Bolero configurations

INSTANT RANGE

Brewing
your coffee
SINCE 1948

	 Solo	 Bolero 11	 Bolero 21	 Bolero 32	 Bolero 43	 Bolero Turbo 43	 Bolero Turbo XL 43
Recommended daily consumption	100	160	160	160	160	650	650
# Canisters	1	1	2	3	4	4	4
# Mixers	1	1	1	2	3	3	3
# Outlets	1	1	1	1	1	2	2
Volume canister	1 x 3,2 L	1 x 3,2 L	2 x 1,3 L	1 x 3,2 L 2 x 1,4 L	4 x 1,3 L	4 x 2,4 L	2 x 5,3 L 2 x 2,4 L
# Beverages max.	1	1	3	36	36	36	36
Hour capacity	20 L	30 L (2kW) 36 L (3kW)	30 L (2kW) 36 L (3kW)	30 L	30 L	40 L (1IN) 72 L (1IN)	72 L (1IN)
Connection	230V~ 50/60Hz 2100W	230V~ 50/60Hz 2230W 230V~ 50/60Hz 3100W	230V~ 50/60Hz 2230W 230V~ 50/60Hz 3100W	230V~ 50/60Hz 2230W	230V~ 50/60Hz 2230W	230V~ 50/60Hz 3000W 230V~ 50/60Hz 6000W	230V~ 50/60Hz 6000W
Dimensions WxDxH	170x385x512 mm	190x440x590 mm	190x440x590 mm	315x440x590 mm	315x440x590 mm	326x504x845 mm	464x504x845 mm
Tap height	120 mm	120 mm	120 mm	120 mm	120 mm	150 mm - cups 251 mm - jugs	150 mm - cups 251 mm - jugs
Raiser	○	240 mm	240 mm	240 mm	240 mm	342 mm	342 mm
Strength control	○	●	●	●	●	●	●
Volume control	○	●	●	●	●	●	●
Simultaneous dispensing	○	○	○	○	○	●	●
Separate hot water	○	●	●	●	●	●	●
Cup detection	○	○	○	Optional	Optional	○	○
Approvals	CE	CE	CE	CE	CE	CE	CE
○ = function is not available ● = function is available							



Brewing your coffee

S I N C E 1 9 4 8

bravilor.com

Bravilor Ltd.

Oaklands Park, Wokingham
Berkshire, RG41 2FD
United Kingdom

V15.07/25

The contents of this brochure are subject to change.
For the most up-to-date specifications, prices, and
availability, please visit **bravilor.com**

**BRAVILOR
BONAMAT**