



Kids Bake Memory Game








Step 1:
Print on A4 card. Make sure you it's double sided

Step 2:
Cut out each card. Tip: use the character side as
a guide of where to cut


Step 3:
PLAY! Lay all the cards, face down on the table.
Take in turns flipping over two cards at a time
to try to make a pair.
If you match a pair, you get another turn.
Keep going until all the cards have been paired.








zan



zan



doe




doe



Whisk



Whisk



Measuring
Spoons



Measuring
Spoons



Flour



Flour



Mixing
Spoons



Mixing
Spoons

