

DUNE 18





Overview	Area
 3	House Size: 173.84 sqm
 2	Minimum Lot Width: 12.5m
 2.5	Minimum Lot Depth: 25m
 2	

Dune 18 balances family living with functional design. A spacious kitchen overlooks the dining and living areas, while a rumpus room, study nook and ample storage create space for work, play and memories.

Legend			
DW	Dishwasher	WC	Water Closet
ENS	Ensuite	WIR	Walk in Robe
LC	Linen Cupboard	WR	Wardrobe
R	Refrigerator		

Disclaimer: Refer to contract drawings for final dimensions. House sizes may change slightly depending on facade type. The design and floor layout of this house is owned by Shape Homes. Under the copyright act 1968 this cannot be reproduced in any shape or form without prior written authorisation. Any doing so will be liable for action under the act. Plans shown are indicative only and may be subject to minor changes in the interest of product improvement.



-  3
-  2
-  2.5
-  2