

TECHNICAL WHITE PAPER

Hydrodynamic Cavitation for Commercial Aquatic Water Systems

Engineering Assessment, Scientific Basis, and Implementation Rationale for Hotel & Resort Facilities

Issued By

AquaRev Water

Technology

AquaRev Hydrodynamic Cavitation Device (HD)

Document Type

Technical Engineering White Paper

Intended Audience

Facility Engineers, Chief Engineers, Aquatic
Facility Managers, MEP Consultants

Revision

April 2026 — Rev 1.0

U.S. Patents

US 10,934,180 | US 11,358,881 | US
12,037,269

Certifications

NSF/ANSI 50 (IAPMO R&T) | NSF-372 Lead-
Free | WQA Member

Manufacturer

KD Enterprises LLC dba AquaRev Water —
Honolulu, Hawai'i, USA

This document is prepared for the use of qualified engineers and technical staff responsible for the evaluation, specification, and installation of water treatment systems at commercial hospitality and recreational aquatic facilities. All performance data is sourced from independent laboratory studies and third-party verification.

TABLE OF CONTENTS

Executive Summary	4
Hydrodynamic Cavitation: Commercialized Utility Across Industries.....	5
1. Physics of Hydrodynamic Cavitation	7
1.1 Fundamental Mechanism.....	7
1.2 Three-Phase Process (Nucleation, Growth, Implosion).....	7
1.3 Distinction from Acoustic (Ultrasonic) Cavitation	8
<hr/>	
2. AquaRev Device Architecture	9
2.1 Geometric Configuration and Patent Basis.....	9
2.2 Materials and Construction	9
2.3 Operational Characteristics.....	10
<hr/>	
3. Water Chemistry Effects — Mechanisms and Evidence	11
3.1 Chloramine Destruction	11
3.2 Free Chlorine Demand Reduction	11
3.3 pH Stabilization	11
3.4 Turbidity Reduction via Particle Agglomeration	12
3.5 Evaporation and Water Loss Reduction	12
3.6 Microbial and Pathogen Inactivation	12
<hr/>	
4. Independent Scientific Validation	14
4.1 Third-Party Laboratory Studies	14
4.2 Field Case Studies.....	14
4.3 Academic and Peer-Reviewed Research Basis	14
<hr/>	
5. Regulatory Framework and Certifications	16
5.1 NSF/ANSI 50 — Equipment for Swimming Pools.....	16
5.2 NSF-372 — Lead-Free Compliance	16
5.3 CDC Model Aquatic Health Code (MAHC) Alignment	16
5.4 OSHA Compliance Support	16
5.5 State and Local Health Department Compliance.....	17
<hr/>	
6. System Integration and Installation Engineering.....	18
6.1 Installation Position in Recirculating Loop	18
6.2 The Four-Step HD Process in Context	18
6.3 No Bypass, No Electrical, No Modifications	18
6.4 Sizing by Pool Volume	19
6.5 Commercial Device Specifications.....	19
6.6 Lifetime Warranty.....	21

7. Financial and Operational Impact Analysis 22

- 7.1 Documented Operating Cost Reduction Categories..... 22
- 7.2 Indicative ROI Framework 22
- 7.3 Market Context..... 23

8. Engineer Recommendation Framework 24

- 8.1 Technical Due Diligence Checklist..... 24
- 8.2 Key Technical Questions and Answers 25

Appendix A: U.S. Patent Portfolio Detail 26

Appendix B: Certification Reference 26

Appendix C: Selected Bibliography 27

Appendix D: Contact and Technical Resources 27

Executive Summary

This technical white paper provides a comprehensive engineering assessment of the AquaRev Hydrodynamic Cavitation (HDC) device for application in commercial hotel and resort pool and spa systems. The purpose of this document is to give facility engineers, chief engineers, and technical evaluators the scientific foundation, performance data, regulatory context, and integration specifications required to assess, validate, and recommend this technology.

Hydrodynamic cavitation — the controlled formation and violent collapse of vapor microbubbles within flowing water — is not an emerging technology. First identified as a propeller erosion phenomenon on the British warship HMS Daring in 1885, theoretically characterized by Lord Rayleigh in 1917, and reconceived as a process intensification tool following Pandit and Joshi's landmark 1993 study on fatty oil hydrolysis, the science has since been independently validated across food processing, pharmaceutical manufacturing, wastewater treatment, biofuel production, and agricultural water systems. Each industry adoption followed the same evidence pattern: controlled laboratory validation, independent replication, and field-scale performance confirmation. Commercial aquatic water systems represent the natural next application in that progression — one where the simultaneous effects of cavitation implosion on chloramine bonds, cyanuric acid, microbial load, suspended particulates, and surface tension address the full complexity of recirculating pool chemistry in a single passive mechanism that standard chemical addition cannot replicate.

The AquaRev device is the first NSF/ANSI 50-certified, commercially available inline HDC unit purpose-engineered for recirculating commercial pool and spa systems. It requires no electrical connection, no consumable media, and no moving parts. It operates passively within the existing pump loop, leveraging line pressure to generate sustained cavitation events that produce measurable improvements in water chemistry, pathogen load, turbidity, and chemical consumption.

Performance claims are substantiated by independent laboratory studies conducted by IAPMO R&T and corroborated by field operational data from multiple installed commercial properties. This document provides the engineering basis for assessment, specification, and implementation recommendation.

Performance Metric	Measured Result	Verification Source
Chloramine (Combined Chlorine) Reduction	36%	IAPMO R&T Independent Lab Study
Chlorine Demand Reduction	54%	IAPMO R&T Independent Lab Study
Water Evaporation / Loss Reduction	44%	Independent Lab Study
Average Operating Cost Reduction	Up to 50%	Field Studies — Multiple Properties
Salt Consumption Reduction	48%	Field Operational Data
Acid Consumption Reduction	44%	Field Operational Data
CO₂ Consumption Reduction	59%	Field Operational Data
Energy Consumption Reduction	~20%	Field Operational Data
Turbidity Improvement	Significant — via particle agglomeration	HDC Mechanism — Published Literature

Table 1. Summary of independently verified and field-documented performance metrics for the AquaRev HDC device in commercial pool applications.

Hydrodynamic Cavitation: Commercialized Utility Across Industries

The commercial viability of hydrodynamic cavitation as an industrial process tool is not speculative. It is documented across more than a dozen distinct industries, supported by purpose-built equipment product lines, and backed by a global equipment market projecting 12% compound annual growth through 2035. The breadth of commercial adoption is itself a validation argument: when the same underlying physical mechanism produces independently verified, economically significant results across food processing, pharmaceutical manufacturing, wastewater treatment, agricultural irrigation, and biofuel production, the mechanism is proven. What changes between industries is the device geometry, the flow parameters, and the target substrate — not the physics.

Key commercial milestones establish the progression from laboratory phenomenon to industrial infrastructure. In dairy processing, South Dakota State University and Land O'Lakes demonstrated measurable improvement in the rheological properties of Greek-style yogurt through HDC treatment in 1998 — a result subsequently commercialized by SPX Flow through their APV CaviMaster and LeanCreme product lines, which remain in active commercial use. In wastewater treatment, HDC-based systems for chemical oxygen demand reduction and dye wastewater remediation were adopted at industrial scale through the 2000s and 2010s, validated in peer-reviewed engineering literature including *Chemical Engineering and Processing* (2013). In agricultural irrigation, a 2022 study published in *Ultrasonics Sonochemistry* documented HDC's efficient inactivation of potato virus Y in water — a result with direct implications for large-scale crop water management. In food and nutraceutical extraction, the Italian engineering firm E-PIC S.r.l. developed and commercialized their ROTOCAV hydrodynamic cavitation product line for continuous extraction of bioactive substances from natural matrices including vanilla, chamomile, green tea, grape seed, and citrus — a commercially active product across cosmetic, pharmaceutical, and food industries.

The following table documents the validated commercial applications of hydrodynamic cavitation across industries, the nature of the HDC effect in each context, and representative commercial entities or published studies that have operationalized the technology. This cross-industry evidence base is the scientific foundation on which the aquatic application rests.

Industry	HDC Application	Commercial / Research Basis	Primary Mechanism Exploited
Dairy Processing	Rheological improvement of fermented products; reduced graininess in Greek-style yogurt	SPX Flow / APV CaviMaster & LeanCreme systems; SDSU / Land O'Lakes (1998)	High-shear microjet disruption of protein microstructure
Food & Beverage Extraction	Bioactive extraction from natural matrices: vanilla, chamomile, grape seed, citrus, cocoa, stevia	E-PIC S.r.l. — ROTOCAV product line (Turin, Italy); <i>Ultrasonics Sonochemistry</i> Vol. 98 (2023)	Cell wall disruption; enhanced mass transfer without thermal degradation
Wastewater Treatment	Chemical oxygen demand (COD) reduction; dye wastewater remediation; sludge pretreatment	<i>Chemical Engineering and Processing: Process Intensification</i> , Vol. 71 (2013); multiple municipal and industrial deployments	OH• radical oxidation; mechanical disruption of contaminant bonds
Biofuel Production	Accelerated transesterification of oils for biodiesel synthesis; biomass pretreatment	Patil et al. (multiple studies, 2010s); commercial biodiesel reactor deployments	Micro-mixing intensification; cavitation-accelerated reaction kinetics

Industry	HDC Application	Commercial / Research Basis	Primary Mechanism Exploited
Pharmaceutical / Nutraceutical	Bioactive compound extraction; liposome preparation; emulsification; nanomaterial synthesis	Published literature across Ultrasonics Sonochemistry and Chemical Engineering journals (2018–2023)	Controlled micro-mixing; particle size reduction; membrane permeabilization
Agriculture / Irrigation	Virus inactivation in irrigation water; crop water conditioning	Kosel et al. (2017) — virus inactivation; Ultrasonics Sonochemistry Vol. 82 (2022) — potato virus Y	OH• radical generation; thermal hotspot pathogen inactivation
Pulp & Paper	Lignocellulose biomass pretreatment; tensile strength improvement of paper sheets	Biomass Pretreatment (2010s) — 50–55% tensile index improvement; multiple commercial scale deployments	Mechanical disruption of lignocellulosic bonds; fiber surface modification
Commercial Aquatic Systems	Recirculating pool and spa water conditioning: chloramine reduction, pathogen inactivation, turbidity clearing, evaporation reduction	AquaRev Water — US Patents 10,934,180 · 11,358,881 · 12,037,269; IAPMO R&T independent lab studies (2021–present)	Simultaneous: OH• oxidation + thermal decomposition + IR agglomeration + surface tension modification

Table 2. Commercialized applications of hydrodynamic cavitation across industries. Each application represents an independent validation of the underlying HDC mechanism in a distinct process environment. Commercial aquatic systems are the most recent industrial adoption, building on a 30-year evidence base across seven prior industries.

The cross-industry adoption pattern is directly relevant to engineering evaluation: when a mechanism produces economically significant, independently replicated results across food, pharmaceutical, agricultural, and industrial process environments, the question for a facility engineer is not whether the physics work — that is established. The question is whether the device implementation is fit for specification in the target application. This document addresses that question for commercial pool and spa systems.

1. Physics of Hydrodynamic Cavitation

1.1 Fundamental Mechanism

Hydrodynamic cavitation (HC) is a phase-change phenomenon driven by fluid dynamics rather than energy input. As pressurized water accelerates through a geometrically constrained orifice or Venturi-type passage, the local static pressure drops below the fluid's vapor pressure. Vapor nuclei — microscopic entrained gas pockets — expand into macroscopic vapor cavities. Upon exit from the constriction zone, static pressure recovers and these cavities collapse violently within nanoseconds.

This implosion generates localized conditions documented in peer-reviewed literature as:

- Transient pressures approaching ~1,000 bar at the bubble collapse front
- Local temperature hotspots estimated at ~5,000 K
- Generation of hydroxyl radicals (OH•) — among the most potent oxidizing species in water treatment
- High-shear microjet streams capable of disrupting cellular membranes
- Sustained infrared energy release into the bulk water volume

Source: Carpenter, J. et al. (2020). "Hydrodynamic cavitation disinfection: Current state of knowledge." Science of the Total Environment, 737, 139606. | Brenner, M.P., Hilgenfeldt, S., Lohse, D. (2002). Reviews of Modern Physics, 74, 425.

1.2 Three-Phase Process (Nucleation, Growth, Implosion)

The HD process is characterized by three sequential mechanisms, all occurring within the AquaRev precision chamber during normal recirculating pump operation:

Phase	Physical Description	Engineering Relevance
Nucleation	Vapor cavities form when static pressure falls below local vapor pressure at the constriction zone	Driven entirely by flow velocity — no electrical or chemical input required
Bubble Growth	Cavities expand in the low-pressure zone; dissolved gases and vapor fill the cavity	Continuous process during pump operation — no intermittent cycling
Violent Collapse (Implosion)	Upon pressure recovery at zone exit, cavities collapse asymmetrically, releasing concentrated energy	Generates oxidizing radicals, shear forces, and IR energy that drive all treatment effects

Table 2. The three-phase cavitation cycle within the AquaRev HD chamber.

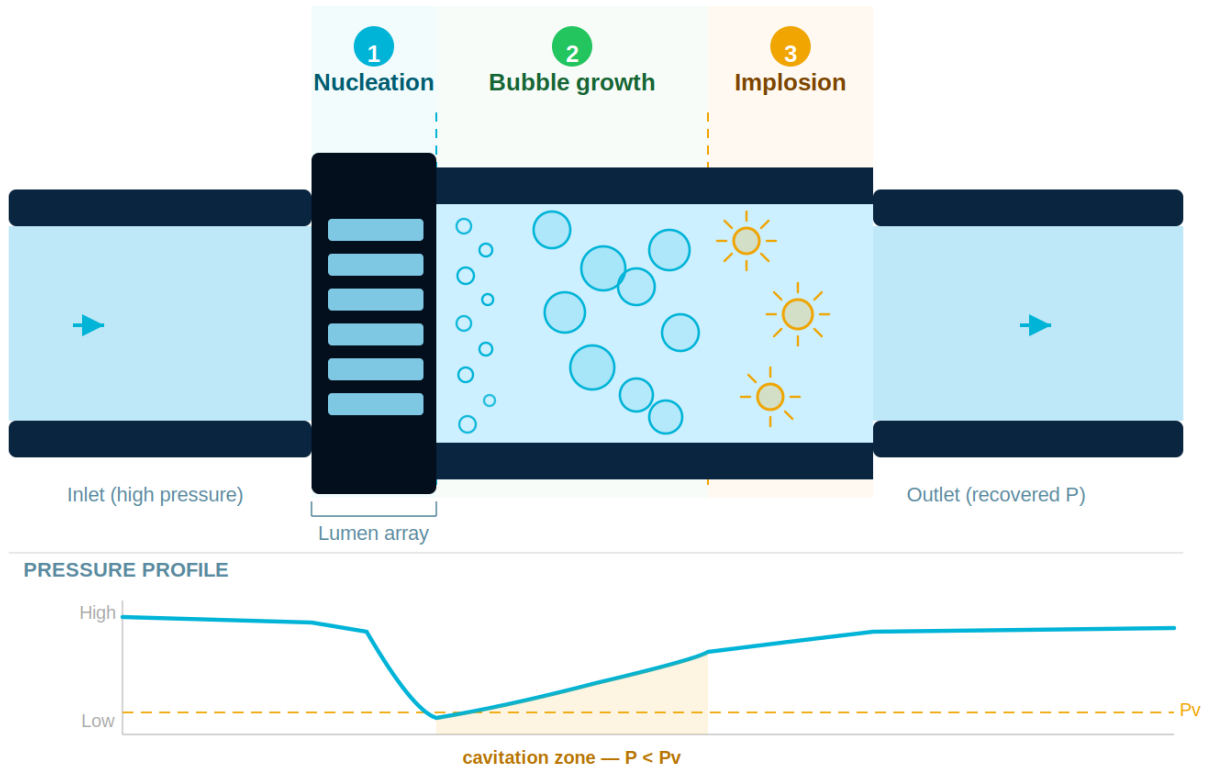


Figure 1. Cross-section schematic of the AquaRev HD device showing the three-phase cavitation cycle: nucleation at lumen exit (Phase 1), bubble growth in the low-pressure expansion zone (Phase 2), and violent implosion upon pressure recovery (Phase 3). Pressure profile at bottom illustrates the sub-vapor-pressure zone that drives cavitation onset.

1.3 Distinction from Acoustic (Ultrasonic) Cavitation

Engineers should note the critical distinction between hydrodynamic and acoustic cavitation:

Attribute	Hydrodynamic Cavitation (AquaRev)	Acoustic / Ultrasonic Cavitation
Energy Source	Existing pump pressure — no external power	Requires ultrasonic transducers and power supply
Scalability	Linear with flow rate — no size limitation	Limited by transducer surface area; poor at scale
Operating Cost	Zero marginal energy cost	Significant electrical load; transducer replacement
Maintenance	No moving parts; no consumables	Transducer fouling, degradation, and replacement cycles
Flow Volume	Continuous, high-volume processing	Limited by energy penetration depth in large volumes
Commercial Viability	Proven at commercial pool scale	Primarily lab-scale applications

Table 3. Engineering comparison: hydrodynamic vs. acoustic cavitation. Sources: Gogate (2011), Applied Microbiology and Biotechnology; Badve et al. (2013), Chemical Engineering Journal.

2. AquaRev Device Architecture

2.1 Geometric Configuration and Patent Basis

The AquaRev device is a passive inline unit incorporating a precision-machined orifice-plate and composite-body cavitation chamber, protected under three U.S. patents covering the foundational device geometry, aquatic system application, and multi-configuration expansion:

Patent	Grant Date	Coverage	Key Claims
US 10,934,180	March 2, 2021	Foundational HD Device	14 claims; lumen cross-section ratio ~1:1 with inlet; frustoconical/Venturi lumen profile; zero-power inline operation
US 11,358,881	June 14, 2022	Aquatic Pool & Spa Application	17 claims; expansion chamber + vortex cap downstream; constriction ratio <1:1 mid-body; recirculating pool/spa systems
US 12,037,269	July 16, 2024	Multi-Use Expansion	20 claims; lumen ratio ≥1:1 upstream of cavitation zone, <1:1 within zone; covers residential, agricultural, industrial deployments

Table 4. AquaRev U.S. Patent Portfolio summary. Patent holder: KD Enterprises LLC. Full patent text available at USPTO.gov.

The core geometric principle — calibrated lumen cross-sectional area ratios relative to inlet conduit area — is what governs cavitation onset, intensity, and recovery zone characteristics. The 1:1 ratio at entry ensures full flow conditioning before the constriction zone produces velocity-driven pressure drop, and the downstream expansion chamber allows controlled pressure recovery that optimizes implosion energy release.

2.2 Materials and Construction

- Body material: Plastic composite (orifice-plate integrated design)
- Wetted materials: Certified lead-free per NSF-372 by NSF International
- No metallic wetted components subject to galvanic corrosion or scaling
- No elastomeric seals, no moving rotors, no UV lamp tubes, no filter media
- NSF/ANSI 50-certified manufacturing facility located in Philadelphia, PA, USA
- Corporate headquarters: KD Enterprises LLC — Honolulu, Hawai'i, USA

2.3 Operational Characteristics

Parameter	Specification
Power Requirement	None — passive hydraulic operation only
Flow Dependency	Operates within existing recirculating pump loop; no bypass required
Pressure Drop	Minimal — refer to Specification Guide for head-loss data by pipe size
Duty Cycle	Continuous — operates 24/7 in proportion to pump run time
Installation Configuration	Inline, last treatment stage before pool return pipes — any pipe orientation
Maintenance Interval	None — lifetime warranty, no consumable replacement
Chemical Compatibility	Compatible with all standard pool chemistry (chlorine, salt, CO ₂ , acid)
Temperature Range	Standard commercial pool operating range

Table 5. AquaRev device operational specifications.

3. Water Chemistry Effects — Mechanisms and Evidence

3.1 Chloramine Destruction

Combined chlorine (chloramines) are the primary source of pool malodor, guest skin and eye irritation, and air quality degradation in indoor aquatic environments. Chloramines form when free chlorine reacts with nitrogen-containing compounds introduced by bathers (urea, sweat, sunscreen residue). Regulatory bodies including the CDC and state health departments require active management of combined chlorine levels.

Cavitation implosion events generate hydroxyl radicals (OH•) and high-temperature localized hotspots that cleave the nitrogen-chlorine bonds within chloramine molecules, converting them back to free chlorine and harmless nitrogen gas. The energy released at implosion — documented at transient temperatures exceeding 180°C at the microscale — is sufficient to break these bonds without requiring chemical addition.

Lab Result

36% reduction in combined chlorine (chloramines) vs. untreated control pool. IAPMO R&T independent third-party laboratory study. Full study available upon request.

3.2 Free Chlorine Demand Reduction

Cyanuric acid (CYA), widely used as a chlorine stabilizer, accumulates in pool water over time and progressively masks free chlorine's oxidation capability. This "chlorine lock" phenomenon forces operators to dose increasingly large quantities of chlorine to maintain regulatory sanitization levels, accelerating costs and creating chemistry instability.

The AquaRev device addresses CYA accumulation through the thermal decomposition pathway. CYA begins to decompose above approximately 177°C (350°F). While bulk water temperature is unaffected, the microscale hotspot temperatures generated during cavitation implosion events (estimated at 300–500°C at the implosion front in applied HC systems) provide sufficient localized energy to initiate CYA decomposition with continuous exposure.

Additionally, the reduction of turbidity (see Section 3.4) frees chlorine molecules from competing with suspended particulates, increasing their effective oxidizing capacity in bulk water.

Lab Result

54% reduction in free chlorine demand to maintain equivalent sanitization levels. IAPMO R&T independent third-party laboratory study.

3.3 pH Stabilization

Acid accumulation in pool water (from CYA buildup, CO₂ dosing, bather load, and source water chemistry) is a chronic operational challenge that depresses pH below the regulatory target range of 7.0–7.8. The decomposition of excess acids — driven by cavitation-zone thermal energy — produces a corresponding rise in pH toward the neutral range.

This effect is particularly significant in properties with acidic source water or high-volume salt chlorination systems where acid dosing is a primary operational cost. The net effect is a reduction in acid consumption and the associated operator labor and material cost.

3.4 Turbidity Reduction via Particle Agglomeration

Commercial pool filtration systems — sand, DE, or cartridge — typically remove particles in the 5–10 μm range or larger. Sub-micron and nano-scale particulates cycle continuously through filtration without removal, contributing to bulk water turbidity and creating a competing substrate that reduces chlorine efficacy.

Cavitation implosion events release infrared energy into the surrounding water. This IR energy transfer imparts a slight negative charge to surrounding water molecules, which then surround suspended particles and impart a negative charge to them. These negatively charged particles attract each other through electrostatic agglomeration, progressively growing into filterable size classes. The process is self-sustaining — particles continue to agglomerate with each pump cycle, progressively reducing turbidity without chemical flocculants or coagulants.

3.5 Evaporation and Water Loss Reduction

The infrared energy continuously introduced into bulk water by cavitation events alters the interfacial properties of water at the air-water surface. Specifically, cavitation-treated water exhibits modified surface tension characteristics, where treated water molecules accumulate preferentially at the water surface and form a more cohesive molecular layer that impedes vapor escape.

This physical mechanism — surface tension modification inhibiting evaporative vapor transport — produces a measurable reduction in water loss for pool systems. This directly reduces makeup water consumption, chemical replenishment costs associated with dilution compensation, and wastewater discharge from backwash cycles.

Lab Result

44% reduction in water evaporation rate vs. untreated control. Independent laboratory study. Full report available upon request.

3.6 Microbial and Pathogen Inactivation

Hydrodynamic cavitation has been extensively studied as a non-chemical disinfection mechanism. The combination of factors active at implosion events — mechanical shear, transient localized heating, hydroxyl radical generation, and ultraviolet-equivalent photon energy — creates multiple simultaneous pathways for microbial inactivation:

- Bacterial cell membrane disruption via high-shear microjet impingement
- Thermal inactivation in the hotspot zone (bacterial kill temperature: 71–85°C; algae/virus/parasite: 100°C)
- Oxidation via hydroxyl radicals and reactive oxygen species (ROS) generated at implosion
- Synergistic amplification of residual free chlorine efficacy (enhanced by reduced CYA and turbidity)

Published basis: Carpenter, J. et al. (2020). Science of the Total Environment, 737, 139606. Mane, M.B. et al. (2020). Ultrasonics Sonochemistry. Kosel, J. et al. (2017) — virus inactivation. Waghmare, M.D. et al. (2019) — algae inactivation. Full references in Appendix C.

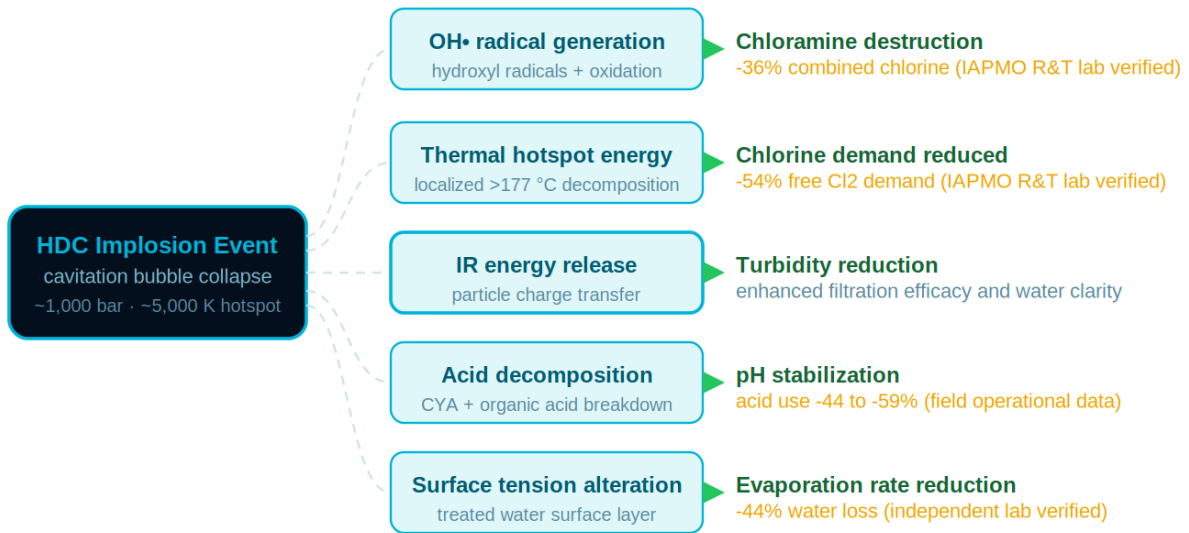


Figure 3. Water chemistry effects cascade: the five primary treatment mechanisms generated by each HD implosion event and their corresponding independently verified outcomes. All percentage figures are lab or field validated.

4. Independent Scientific Validation

4.1 Third-Party Laboratory Studies

All performance data cited in this document is derived from controlled, third-party laboratory studies. AquaRev has not conducted proprietary internal studies as the sole basis for performance claims. The following studies are available in full for technical review:

Study Title	Conducting Body	Key Finding	Availability
Chloramine Reduction — AquaRev HD	IAPMO R&T Laboratories	36% reduction in combined chlorine vs. control	PDF — aquarevwater.us/data
Chlorine Use Reduction — AquaRev HD	IAPMO R&T Laboratories	54% reduction in free chlorine demand	PDF — aquarevwater.us/data
Water Evaporation Reduction — AquaRev HD	Independent Laboratory	44% reduction in evaporation rate	PDF — aquarevwater.us/data
Iron Reduction — AquaRev HD	Independent Laboratory	Iron aggregation without filtration media	PDF — aquarevwater.us/data

Table 6. Third-party laboratory studies for AquaRev HD device. IAPMO R&T is the same body that conducts NSF/ANSI certification testing for pool and spa equipment.

4.2 Field Case Studies

Performance has been verified under real-world operating conditions at commercial hospitality properties including:

- The Ritz-Carlton — Documented savings in chemical use, water loss, and operating costs. Published case study available. Measured operational results following AquaRev installation. Published case study available.
- Hilton, Marriott, IHG, Holiday Inn, and other major branded properties — Operational performance data on file.

Engineer Note

Case studies with documented pre/post operational data are available for technical review. Contact water@aquarevwater.us to request the full case study package.

4.3 Academic and Peer-Reviewed Research Basis

The underlying science of hydrodynamic cavitation is well-documented in peer-reviewed academic literature spanning more than three decades. The following represent key publications directly relevant to the AquaRev application:

Citation	Relevance to AquaRev Application
<p>Carpenter et al. (2020). "Hydrodynamic cavitation disinfection: Current state of knowledge." <i>Science of The Total Environment</i>, 737, 139606.</p>	<p>Comprehensive review of HC as a large-scale disinfection technology; documents OH• generation, microbial inactivation mechanisms, and HCR performance parameters.</p>
<p>Pandit & Joshi (1993). "Hydrolysis of fatty oils: effect of cavitation." <i>Chemical Engineering Science</i>, 48(19), 3440–3442.</p>	<p>Landmark 1993 paper that opened modern HC commercialization; established chemical bond-breaking capability via cavitation energy.</p>
<p>Save et al. (1994). Cell disruption using HC — early applied study.</p>	<p>First documented microbial cell disruption via HC; cited in virtually all subsequent HC literature.</p>
<p>Mane, M.B. et al. (2020). Bacterial inactivation via HC. <i>Ultrasonics Sonochemistry</i>.</p>	<p>Documents bacterial membrane disruption pathways — directly relevant to pool pathogen control claims.</p>
<p>Massachusetts Institute of Technology — Cavitation Research (1969). NCFMF Study. Saint Anthony Falls Laboratory, University of Minnesota. Ongoing HC research program.</p>	<p>Foundational fluid dynamics characterization; MIT publication providing theoretical basis for cavitation onset and bubble collapse mechanics. Globally recognized experimental fluid mechanics lab; ongoing research into cavitation dynamics and applications.</p>

Table 7. Selected peer-reviewed and institutional research supporting AquaRev HD mechanism claims. Full bibliography in Appendix C.

5. Regulatory Framework and Certifications

5.1 NSF/ANSI 50 — Equipment for Swimming Pools

NSF/ANSI 50 is the primary voluntary national standard for equipment and chemical products for swimming pools, spas, and hot tubs. Certification is administered by accredited independent bodies including IAPMO R&T. The AquaRev device has achieved NSF/ANSI 50 certification, verified by IAPMO R&T Laboratories.

NSF-50 certification is the recognized benchmark for aquatic facility procurement decisions at branded hotel chains, resort operators, and public facility managers. It confirms that the device meets performance, materials safety, and chemical compatibility requirements for commercial pool environments.

5.2 NSF-372 — Lead-Free Compliance

NSF-372 certification confirms that all wetted materials in the AquaRev device meet lead-free standards as required for drinking water contact applications. Certified by NSF International. This certification is required for applications in facilities subject to state or local lead-free plumbing mandates, and is standard practice for responsible aquatic facility specification.

5.3 CDC Model Aquatic Health Code (MAHC) Alignment

The CDC's MAHC provides voluntary national guidance for the operation of public pools, spas, and aquatic facilities. The AquaRev device directly supports MAHC objectives in the following areas:

MAHC Area	AquaRev HD Contribution
Disinfection Efficacy	Reduces chloramine load; enhances free chlorine effectiveness; provides supplemental non-chemical pathogen inactivation
Water Quality Parameters	Supports maintenance of pH within 7.0–7.8 target; reduces chemical demand fluctuations
Chemical Management	Reduces volume and frequency of chemical additions (chlorine, acid, salt, CO ₂); simplifies operator chemical handling burden
Air Quality (Indoor Facilities)	36% chloramine reduction directly reduces volatilized chloramine gas above water surface — a primary driver of indoor air quality violations
Water Conservation	44% evaporation reduction supports conservation mandates increasingly common in state and local codes

Table 8. AquaRev HD device alignment with CDC Model Aquatic Health Code objectives.

5.4 OSHA Compliance Support

OSHA regulations govern the safe handling, storage, and ventilation requirements for pool chemicals including chlorine, muriatic acid, and CO₂. By reducing the required consumption of these chemicals by 36–59% across categories, the AquaRev device proportionally reduces the chemical inventory volume maintained on-site, the frequency of delivery and handling operations, the exposure risk during chemical dosing activities, and the regulatory burden of OSHA chemical management documentation.

5.5 State and Local Health Department Compliance

Pool water quality regulations are enforced at the state and local level by health departments with jurisdiction over public and commercial aquatic facilities. AquaRev's HD device operates as a supplemental water conditioning system — it does not replace, bypass, or alter the primary disinfection system (chlorination/salt chlorination). Chemical dosing, testing, and record-keeping obligations remain unchanged and must continue in full compliance with applicable state codes.

Important

The AquaRev device is a supplemental treatment system. It does not replace primary disinfection or eliminate the requirement for maintaining regulated chlorine and pH levels. All chemical testing and recordkeeping obligations remain in effect.

6. System Integration and Installation Engineering

6.1 Installation Position in Recirculating Loop

The AquaRev device is installed inline within the existing pump recirculation loop as the final treatment stage, positioned on the pool return pipes after filtration, heating, and chemical injection have been completed. This end-of-treatment-cycle positioning ensures:

- All filtration, heating, and chemical treatment has been applied before water passes through the device
- Cavitation-treated water enters the pool in its final conditioned state — maximizing in-pool effectiveness
- Chemical dosing and automated controller sensors remain fully upstream — no interference with existing chemical systems
- Adequate line pressure from the pump system is available throughout the recirculation loop to drive cavitation
- Full recirculating volume is treated with each pump cycle

6.2 The Four-Step HD Process in Context

Step	Process	Engineering Detail
01	Water Enters Inline	Untreated pool water enters the AquaRev chamber via the existing pump loop — no bypass plumbing or additional pump required
02	Cavitation Events Occur	Precision-engineered interior geometry creates rapid pressure differentials at the constriction zone; microscopic vapor bubbles form and collapse within nanoseconds
03	Water is Conditioned	Implosion energy destroys pathogens, breaks chloramines, aggregates particulates, reduces surface tension, initiates acid decomposition, and stabilizes pH
04	Treated Water Returns to System	Conditioned water re-enters the pool circuit — continuously, with every pump cycle, 24 hours per day

6.3 No Bypass, No Electrical, No Modifications

The device is designed to minimize installation complexity and eliminate system risk during commissioning:

- No bypass loop required — device connects in-series with existing pipe
- No electrical connection — no conduit, panel space, or disconnect required
- No chemical feed system — no dosing pump, chemical storage, or safety equipment additions
- Compatible with all standard pipe materials (PVC, CPVC, copper, stainless)
- Any pipe orientation (horizontal, vertical, angled)
- Pressure rating to be verified per current Specification Guide for the property's specific pump head

Specification Reference

The AquaRev Specification Guide provides exact device dimensions, available pipe size configurations, fitting references, pressure drop data, and flow rate parameters. Engineers should refer to the current edition for project-specific sizing and installation details.

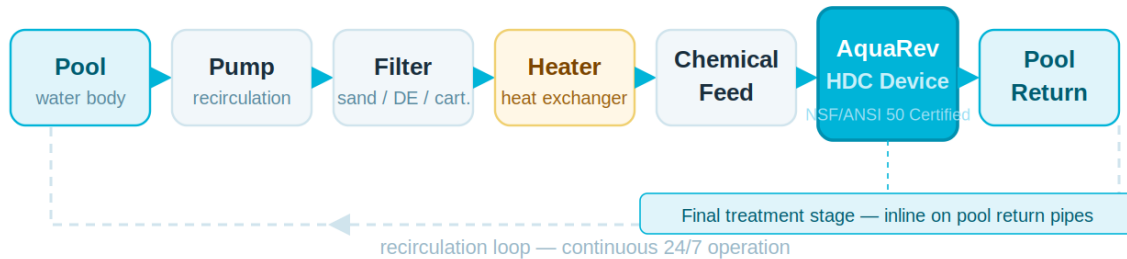


Figure 2. AquaRev HD device position within the pool recirculating loop. The device is the final treatment stage, installed inline on the pool return pipes after filtration, heating, and chemical dosing are complete. No bypass plumbing, electrical connection, or modification to existing chemical systems is required.

6.4 Sizing by Pool Volume

Device selection is based on pipe size at the installation point, which is itself a function of pool volume and design flow rate. The AquaRev Specification Guide provides a complete sizing matrix. For large-volume pools (500,000+ gallons, as typical in luxury resort and waterpark applications), multiple devices may be configured in parallel across split pump loop circuits. Contact AquaRev's technical team for configuration recommendations for pools exceeding standard recirculation rates.

6.5 Commercial Device Specifications

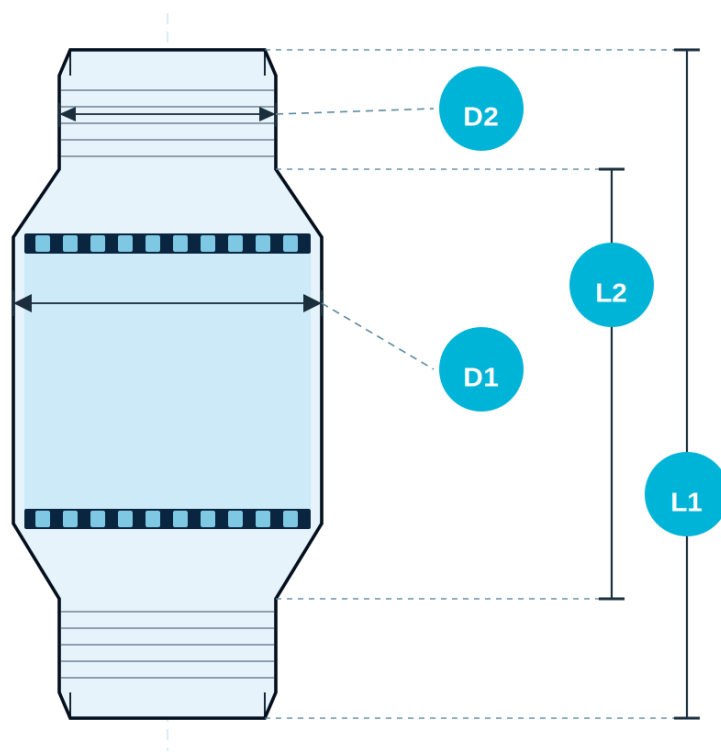
The AquaRev HD device is available in four standard commercial pipe sizes (2", 3", 4", 6"), selected based on return pipe diameter at the installation point. Extended sizes (8" and 10") are available for high-volume applications. All units ship with Schedule 40 unions for each connection side. Specifications below are sourced from the current AquaRev Commercial Product Specification Guide (2026).

Device Specifications

RETURN PIPE SIZE	2"	3"	4"	6"
Product ID	KD2X4X2	KD3X6X3	KD4X8X4	KD6X12X6
Description	Water Conditioning	Water Conditioning	Water Conditioning	Water Conditioning
Warranty	Lifetime	Lifetime	Lifetime	Lifetime
Moving Parts	No	No	No	No
Electricity Required	No	No	No	No
Vendor Code	KD2X4X2	KD3X6X3	KD4X8X4	KD6X12X6
Package Dimensions	36"L x 10.5"W x 10.5"H	36"L x 10.5"W x 10.5"H	36"L x 10.5"W x 10.5"H	44"L x 16.5"W x 16.5"H
UNIT DIMENSIONS — Reference diagram: D1 = max body diameter, D2 = outlet diameter, L1 = overall length, L2 = chamber length				
Inlet / Outlet	STD 2" OD	STD 3" OD	STD 4" OD	STD 6" OD
D1 — Max Body Diameter	5"	7.25"	9.34"	13.75"
D2 — Outlet Diameter	3.6"	5.06"	6.19"	9"
L1 — Overall Length	20.25"	24"	28.19"	40"
L2 — Chamber Length	13.375"	15"	18.88"	25"
Dimensions System	2"L x 4"W x 2"D	3"L x 6"W x 3"D	4"L x 8"W x 4"D	6"L x 12"W x 6"D
Package Weight	8 lbs	20 lbs	35 lbs	50 lbs
Min Flow Rate (GPM)	44	112	240	440
Max Flow Rate (GPM)	127	273	480	1,100
Head Loss / Pressure Drop	2.6 PSI	2.6 PSI	2.6 PSI	2.6 PSI
Product Material	PVC	PVC	PVC	PVC
Fitting Type	1.95–2.05" ID PVC Threaded Hub	2.90–3.05" ID PVC Threaded Hub	4" ID PVC Threaded Hub	5.85–5.95" ID PVC Threaded Hub
Lead Law Compliant	Yes	Yes	Yes	Yes
Cal. Prop 65 Compliant	Yes	Yes	Yes	Yes

Table — AquaRev Commercial Device Specifications. Source: AquaRev Water Product Specification Guide 2026. Unit dimensions reference: D1 = maximum body diameter; D2 = outlet/inlet connection diameter; L1 = overall device length; L2 = cavitation chamber length. Full specification guide: aquarevwater.us/data

SPECIFICATION REFERENCE DIAGRAM



D1 Max body diameter **D2** Outlet / inlet connection diameter **L1** Overall length **L2** Chamber length

Figure 5. AquaRev HD device specification reference diagram. D1 = maximum body diameter measured at the cavitation chamber; D2 = outlet and inlet connection diameter at union fittings; L1 = overall device length end-to-end; L2 = cavitation chamber length. Lumen array orifice plates shown at chamber entry and exit. Dimension values by pipe size are tabulated above.

8" and 10" devices are available for pools exceeding 1,100 GPM recirculation rates. Contact AquaRev technical support for extended-size specifications and multi-unit parallel configuration guidance.

6.6 Lifetime Warranty

The AquaRev device carries a manufacturer's lifetime warranty. No moving parts, no consumable media, no UV lamp replacement, no cartridge exchange. The absence of wear components is a direct function of the device's operating principle — cavitation is generated by geometry and fluid dynamics, not by mechanical or electrical components subject to fatigue or degradation. Full warranty terms: aquarevwater.us/data

7. Financial and Operational Impact Analysis

7.1 Documented Operating Cost Reduction Categories

Cost Category	Reduction	Mechanism
Free Chlorine (Cl ₂ / NaOCl / SWG Cells)	54%	CYA decomposition + turbidity reduction enhances chlorine efficacy; less chlorine required to reach regulatory sanitization floor
Muriatic Acid / CO ₂ Dosing	44–59%	Organic acid decomposition elevates pH naturally; reduced acid addition required to maintain 7.0–7.8 target
Salt (Salt Chlorine Generator Systems)	48%	Reduced chlorine demand reduces SWG cell electrolysis duty cycle; extends cell life
Makeup Water / Water Purchases	44%	Evaporation reduction directly lowers makeup water consumption and associated chemical replenishment
Wastewater / Backwash	Reduction via lower backwash frequency	Stable operating conditions from improved water quality reduce required backwash cycles
Energy (Pump / HVAC for Indoor Facilities)	~20%	Improved water quality allows for reduced pump run time optimization; reduced HVAC load from lower indoor chloramine vapor levels
Total Average Operating Cost	Up to 50%	Aggregate of above categories across documented field installations

Table 9. Operating cost reduction categories with mechanism basis. Percentage figures are field-documented averages; individual property results will vary based on baseline chemistry, pool volume, climate, and bather load.

7.2 Indicative ROI Framework

The financial return on an AquaRev installation is driven primarily by chemical cost savings and makeup water reduction. Engineers can use the following framework to develop a property-specific ROI estimate for presentation to finance and ownership stakeholders:

Input Variable	Data Source	Notes
Annual chemical spend (chlorine + acid + salt)	Current maintenance contract or purchasing records	Baseline for 54% / 44–59% / 48% reduction calculations
Annual makeup water cost	Utility invoices	Basis for 44% evaporation reduction savings
Pool volume (gallons)	As-built drawings	Used for device sizing and unit count
Number of pools / spas	Property inventory	Each recirculating loop requires one device
Device purchase price	Contact AquaRev for formal quotation	Lifetime warranty — no recurring replacement cost

Table 10. Input variables for property-specific ROI calculation. AquaRev’s ROI calculator (available at aquarevwater.us or as a web-based engineering tool) provides a structured analysis using these inputs.

7.3 Market Context

The global Hydrodynamic Cavitation Equipment market was valued at USD 134 million in 2025 and is projected to reach USD 417 million by 2035, representing a 12% CAGR (Market Research Intellect, 2025). The commercial aquatic segment is among the fastest-growing verticals, driven by escalating chemical costs, water conservation regulations, and sustainability mandates from branded hotel ownership groups and ESG-focused institutional investors.

AquaRev is the only NSF/ANSI 50-certified, purpose-built HD device for commercial pool applications currently on the market with a documented triple U.S. patent portfolio covering the core device, aquatic application, and multi-configuration expansion.

8. Engineer Recommendation Framework

8.1 Technical Due Diligence Checklist

The following items should be reviewed as part of a complete engineering assessment prior to recommendation:

1. Review all third-party lab study reports (chloramine, chlorine use, evaporation, iron reduction)
2. Review full U.S. Patent documentation (US 10,934,180; US 11,358,881; US 12,037,269) at USPTO.gov
3. Review NSF/ANSI 50 certification via IAPMO R&T and NSF-372 certification via NSF International
4. Request current AquaRev Specification Guide for pipe sizing, pressure drop, and fitting data
5. Review property case studies (Ritz-Carlton, Turtle Bay Resort) for real-world performance validation
6. Obtain current Specification Guide and property-specific quotation from AquaRev
7. Conduct site walk to identify installation point, pipe size, and pump loop configuration
8. Calculate baseline chemical spend from purchasing records; apply documented reduction percentages
9. Prepare engineering recommendation memo for General Manager and ownership using data from above

8.2 Key Technical Questions and Answers

Technical Question	Answer
Does this device replace the primary disinfection system?	No. The AquaRev device supplements existing chlorination/salt chlorination systems. It reduces chemical demand but does not replace the requirement to maintain regulated free chlorine and pH levels.
Is electrical infrastructure required?	No. The device is entirely passive, driven by existing pump line pressure. No electrical connection, conduit, or panel capacity is required.
Will it interfere with chemical dosing or monitoring systems?	No. The AquaRev device is installed as the last treatment stage before pool return, meaning all chemical injection, dosing controllers, and automated sensors operate fully upstream of the device in their standard positions. No modifications to chemical systems are required.
What happens if the device fails?	Because the device has no moving parts or consumable components, mechanical failure is not a standard failure mode. Performance degradation or device damage would manifest as a return to pre-installation chemistry patterns. The device does not introduce risk of chemical release or system contamination.
Is it compatible with salt chlorination (SWG) systems?	Yes. Field data shows 48% salt consumption reduction in SWG-equipped pools. The reduced chlorine demand lowers the SWG duty cycle, extending cell life.
How does it affect automated chemistry controllers (Hayward, Pentair, Chemtrol)?	No adverse interaction. Controllers continue to monitor and dose based on actual measured water chemistry. The effect of the AquaRev device is to reduce the frequency and volume of chemical additions triggered by the controller, not to interfere with the control logic.
Is the technology applicable to indoor aquatic centers?	Yes, and indoor applications may demonstrate the most significant guest experience and air quality benefits due to chloramine gas accumulation in enclosed spaces.

Table 11. Technical Q&A for engineering evaluation.

Appendix A: U.S. Patent Portfolio Detail

Field	Patent 1	Patent 2	Patent 3
Patent Number	US 10,934,180	US 11,358,881	US 12,037,269
Grant Date	March 2, 2021	June 14, 2022	July 16, 2024
Drawing Sheets	16	16	16
Total Claims	14	17	20
Patent Holder	KD Enterprises LLC	KD Enterprises LLC	KD Enterprises LLC
Status	Granted — Active	Granted — Active	Granted — Active
Primary Coverage	Foundational HD device geometry; lumen ratio 1:1 with inlet; frustoconical/Venturi lumen profile	Continuation; adds expansion chamber + vortex cap; constriction ratio variations; pool/spa recirculation coverage	Broadened multi-use; lumen ratio ≥1:1 upstream of cavitation zone; cap configuration; residential, agricultural, industrial
USPTO Link	pdfpiw.uspto.gov — docid=10934180	pdfpiw.uspto.gov — docid=11358881	pdfpiw.uspto.gov — docid=12037269

Appendix B: Certification Reference

Certification	Certifying Body	Scope	Significance
NSF/ANSI 50	IAPMO R&T Laboratories	Equipment and chemicals for swimming pools, spas, and hot tubs	The primary commercial pool equipment standard; required by most branded hotel purchasing programs and health department compliance frameworks
NSF-372	NSF International	Lead-free compliance for wetted materials	Required for drinking water contact applications; confirms no lead leaching risk from device materials into pool water
WQA Member	Water Quality Association	Trade organization membership for residential and commercial water treatment industry	Industry-recognized credential confirming engagement with WQA standards, training, and ethical sourcing commitments
Made in USA	Manufacturing: Philadelphia, PA Corporate HQ: Honolulu, HI	Device manufactured at NSF/ANSI 50-certified facility in the United States; corporate headquarters in Honolulu, Hawai'i	Supply chain integrity; quality control under US manufacturing standards; consistent with domestic procurement preferences for major hotel brands

Appendix C: Selected Bibliography

- Carpenter, J. et al. (2020). Hydrodynamic cavitation disinfection: Current state of knowledge. *Science of the Total Environment*, 737, 139606.
- Pandit, A.B. & Joshi, J.B. (1993). Hydrolysis of fatty oils: Effect of cavitation. *Chemical Engineering Science*, 48(19), 3440–3442.
- Save, S.S. et al. (1994). Cell disruption by hydrodynamic cavitation in a high pressure homogenizer. *The Chemical Engineering Journal*, 55(3), B67–B72.
- Mane, M.B. et al. (2020). Continuous hydrodynamic cavitation reactors for the inactivation of bacteria. *Ultrasonics Sonochemistry*.
- Kosel, J. et al. (2017). Inactivation of bacteriophage MS2 in water by hydrodynamic cavitation. *Ultrasonics Sonochemistry*.
- Waghmare, M.D. et al. (2019). Hydrodynamic cavitation for algae inactivation. *Algal Research*, 40, 101496.
- Gogate, P.R. (2011). Hydrodynamic cavitation for food and water processing. *Food and Bioprocess Technology*, 4, 996–1011.
- Brenner, M.P., Hilgenfeldt, S. & Lohse, D. (2002). Single-bubble sonoluminescence. *Reviews of Modern Physics*, 74, 425.
- Market Research Intellect (2025). *Global Hydrodynamic Cavitation Equipment Market Report*. USD 134M (2025) → USD 417M (2035) at 12% CAGR.
- CDC. *Model Aquatic Health Code (MAHC)*. [cdc.gov/healthy-swimming](https://www.cdc.gov/healthy-swimming). Accessed 2026.
- NSF/ANSI 50:2025 — *Equipment for Swimming Pools, Spas, Hot Tubs, and Other Recreational Water Facilities*. NSF International.
- MIT National Committee for Fluid Mechanics Films. *Cavitation (1969)*. web.mit.edu/hml/ncfmf.
- Saint Anthony Falls Laboratory, University of Minnesota. cse.umn.edu/safl.

Appendix D: Contact and Technical Resources

Resource	Access
Technical Inquiries & Engineering Support	water@aquarevwater.us
AquaRev Website	aquarevwater.us
Lab Reports, Case Studies, Fact Sheet, Specification Guide	aquarevwater.us/data
Warranty Terms	aquarevwater.us/data
USPTO Patent Search	pdfpiw.uspto.gov
NSF/ANSI 50 Standard Reference	blog.ansi.org/ansi/nsf-ansi-50-2025-equipment-swimming-pools
CDC Model Aquatic Health Code	cdc.gov/healthy-swimming

A Q U A R E V W A T E R

HQ: Honolulu, Hawai'i, USA | Manufacturing: Philadelphia, PA, USA

| water@aquarevwater.us | aquarevwater.us

U.S. Patents: 10,934,180 · 11,358,881 · 12,037,269 | NSF/ANSI 50 (IAPMO R&T) | NSF-372 | WQA

This document is for the use of qualified engineers and technical staff. Performance data derived from independent third-party laboratory studies and field installations. Individual results may vary. This document does not constitute a warranty beyond the manufacturer's published lifetime warranty terms.