



KAWARAU

HEIGHTS · QUEENSTOWN

16 Carrick Lane



4



2



2

Land Area: 385m²

Floor Area: 188m²

Part 1

Images

Part 2

Plans & Elevations

Part 3

Construction Specification

Part 4

Materials & Finishes

Part 5

Fixtures & Fittings Selections

Part 1

Images











Part 2

Plans & Elevations

The included specifications may change due to availability, build circumstances and the like, from time to time at the operators sole discretion without notice.

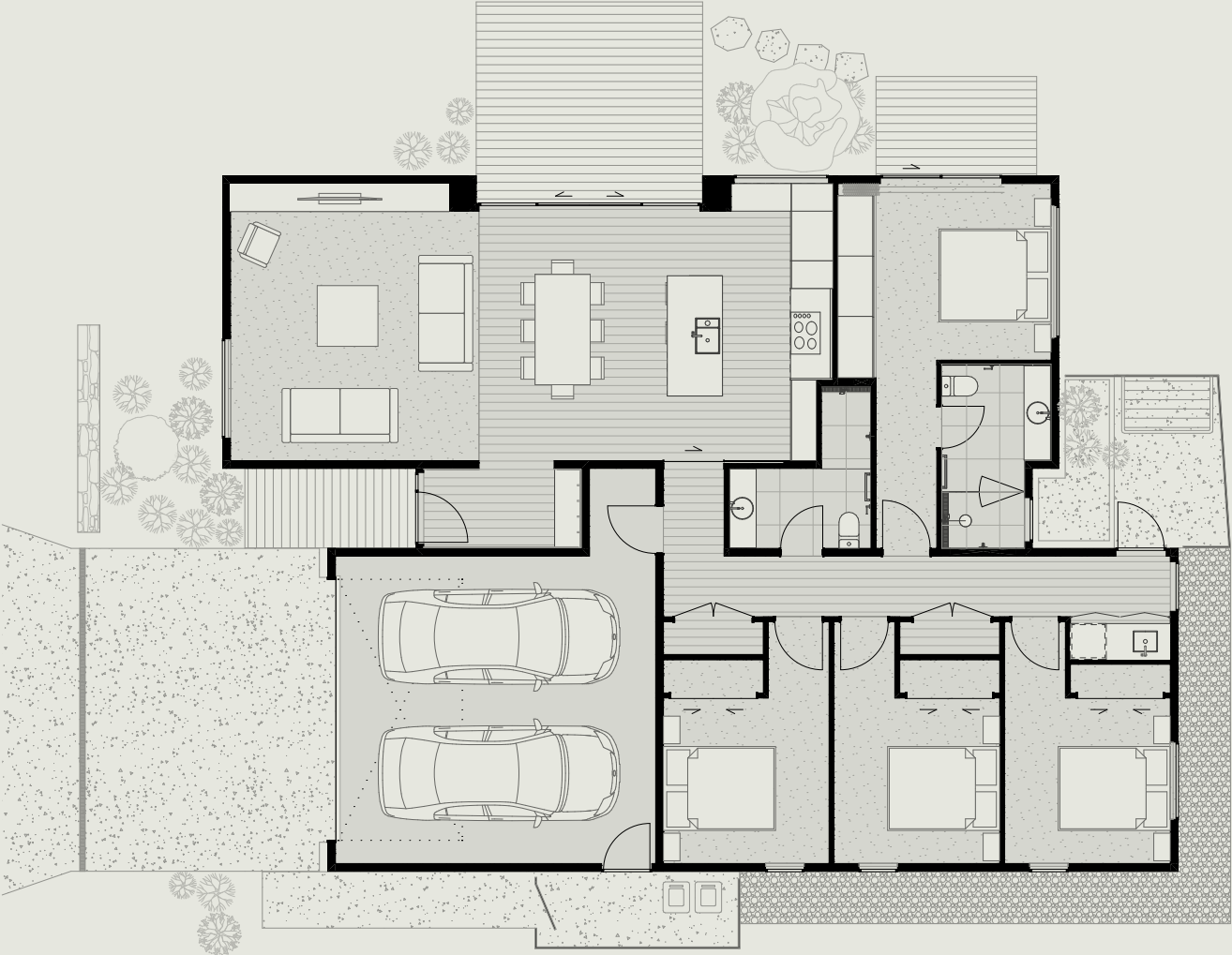
16 Carrick Lane Floor Plan



Site Area: 385m²
Floor Area: 188m²
Roof Area: 192m²

Floor area noted is over cladding.

Finishes, fixtures and cabinetry are shown to provide context and may not accurately represent the final product. Landscaping design, decking and patio areas may be subject to change dependent on site conditions.

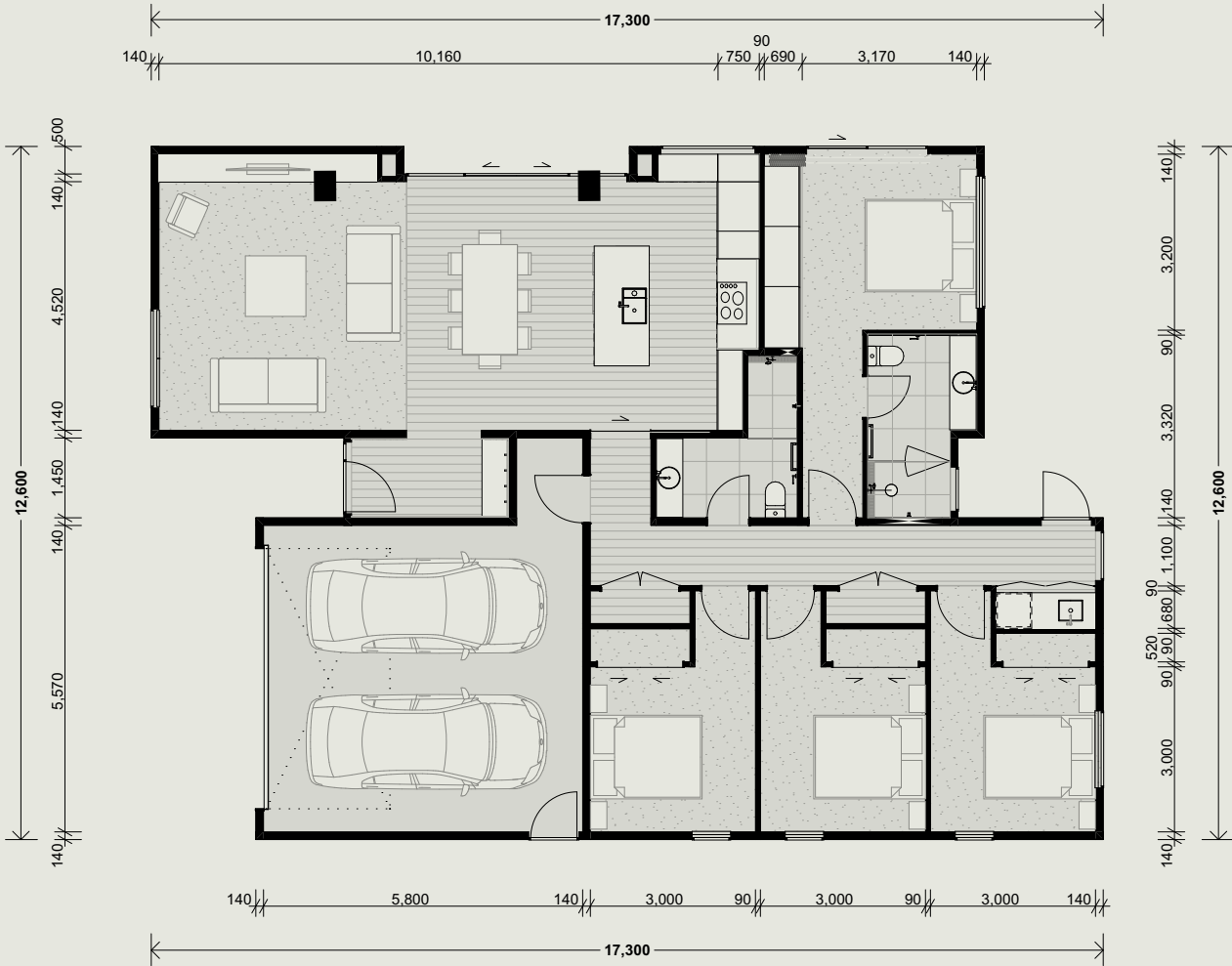


16 Carrick Lane Dimension Plan

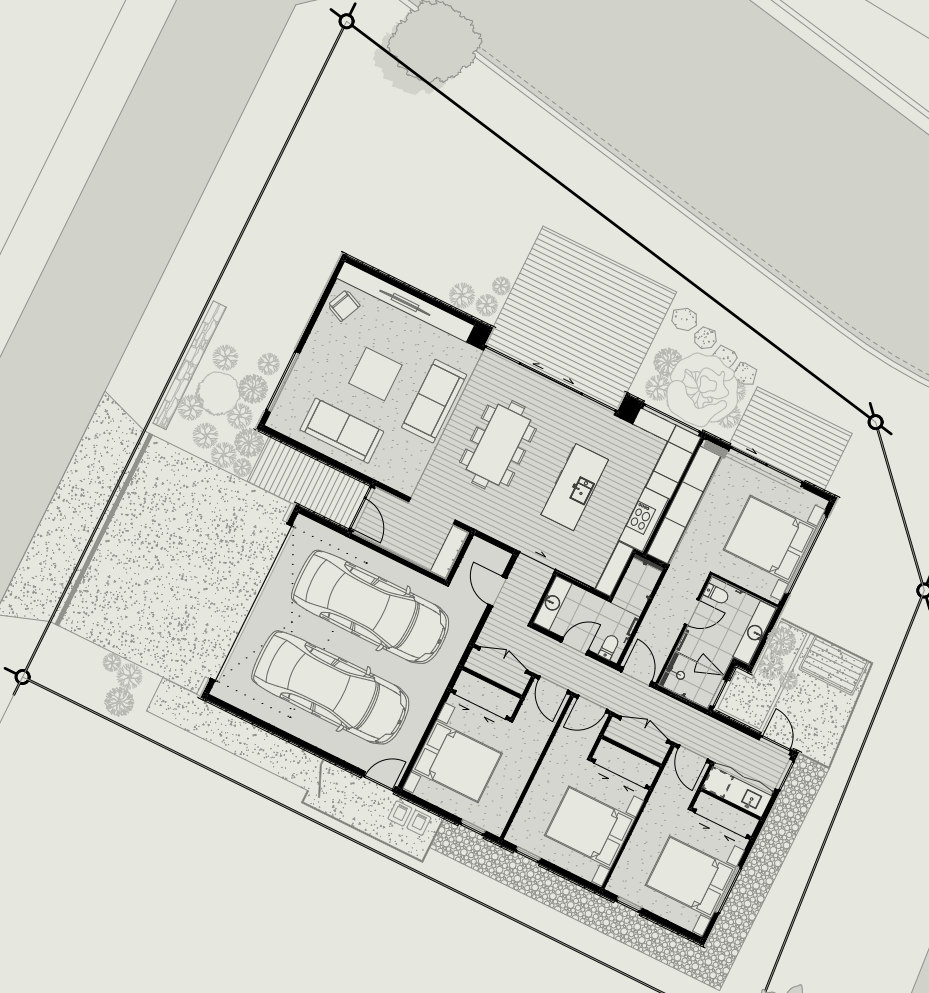
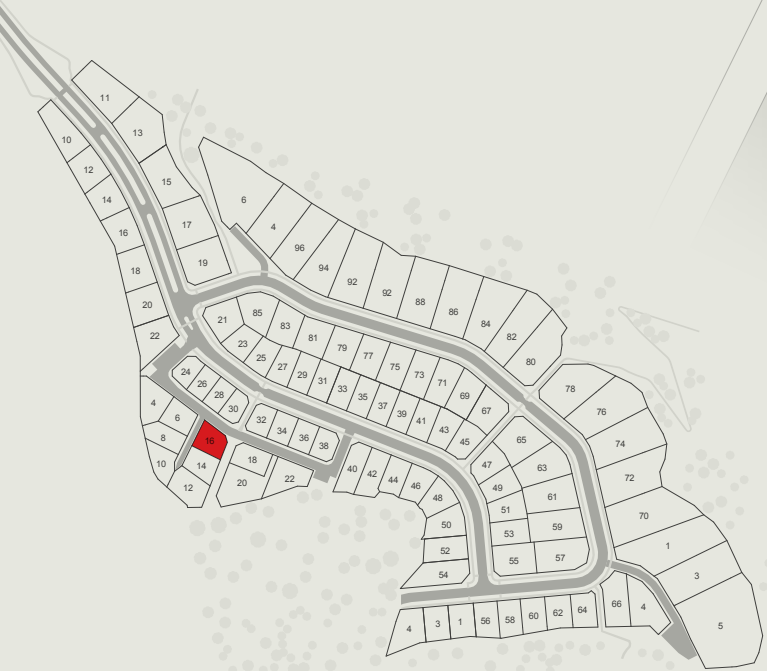


Site Area: 385m²
 Floor Area: 188m²
 Roof Area: 192m²

Floor area noted is over cladding.
 Finishes, fixtures and cabinetry are shown to provide context and may not accurately represent the final product. Landscaping design, decking and patio areas may be subject to change dependent on site conditions.



16 Carrick Lane Site Plan






North Elevation
Scale 1:100



East Elevation
Scale 1:100

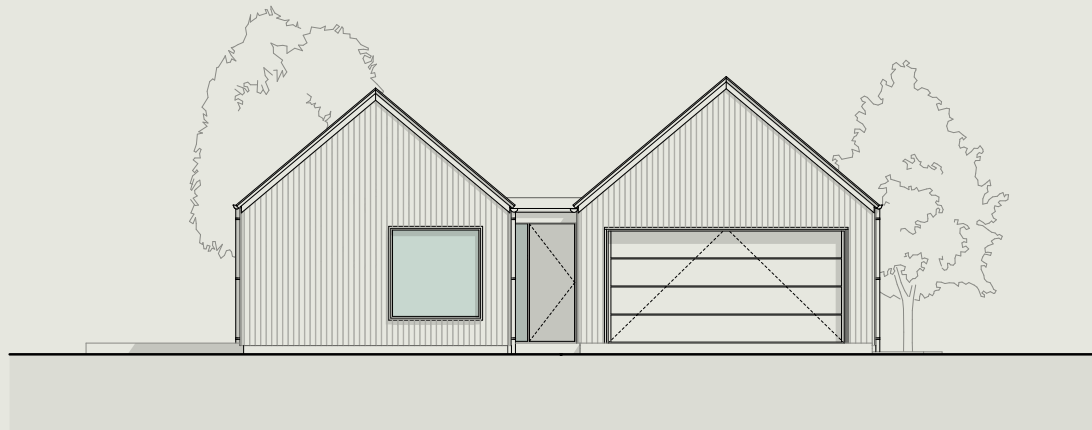
4 Carrick Lane — Part 2

Elevations



South Elevation

Scale 1:100



West Elevation

Scale 1:100

Part 3

Construction Specification

16 Carrick Lane — Part 3

Construction Specification

Item	Description	Brand
Floor structure	Fully insulated concrete raft slab with underfloor heating (specified below)	n/a
Underfloor heating	Approved in-slab hydronic heating pipe system	As sourced by builder
Internal heating and cooling	Ducted system to living and bedrooms	As sourced by builder
External walls	140mm thick FSC H1.2 timber framing (FSC Forestry Stewardship Council which confirms product is sustainable)	As sourced by builder
Exterior lining	8mm IBS RigidRAP	IBS
Exterior cladding 1	Western Red Cedar HP55 Vertical Shiplap	Herman Pacific
Exterior cladding 2	Alpine Tray	Freeman Group
Soffits 1	9mm fibre cement board, stopped	Villaboard
Soffits 2	Western Red Cedar CP3352 Installed to soffit	Hempac
Roofing - Metal	BMT 0.55 Alpine SS675 tray profile roofing	Freeman Group
Roofing - Flat	Viking Enviroclad TPO over 17mm H3.2 Plywood substrate	Viking
Gutter	150mm half round gutter	
Roofing - Downpipe	Colorsteel to match roofing and spouting	Colorsteel
Exterior Joinery	APL Metro Thermal Heart suite powder coated aluminum	APL – Altherm Window Systems
Window glass	Double glazed, low E with argon filled Glass (Frosted are Etch lite glass)	As sourced by builder
Joinery Hardware	APL Urbo range	APL
Exterior Window/Door Jambs	Gib receivers	n/a

16 Carrick Lane – Part 3







Construction Specification








Item	Description	Brand
External front door	Plasma – solid panel aluminum powder coated door	Altherm
Internal wall lining	10mm GIB Standard. Level 4 finish	GIB
Bathroom wall lining	10mm GIB Aqualine	GIB
Ceiling lining	13mm GIB Standard. Level 4 finish in living areas & bedrooms, level 5 finish in bathrooms. Square stopped	As sourced by builder
Skirting	85x18 Square - Pine	As sourced by builder
Architrave (Int Doors)	85x18 Single bevel - Pine	As sourced by builder
Insulation	Walls R4.0 140mm Ceiling R7.0 260mm	As sourced by builder
Internal doors	Polycore Doors	As sourced by builder
Internal door jambs	Pine	As sourced by builder
Hot water heating	Rinnai Infinity Indoor (Infinity A28i)	Rinnai
Garage door	Colorsteel powdercoated sectional insulated garage door. Automatic with 2 remotes. Colour to match joinery	As sourced by builder
Driveway	12mm river pebble, exposed aggregate concrete. Laid to falls with sump and strip drains as required	
Patios	12mm river pebble, exposed aggregate concrete	
Decking	Kwila	
Mailbox	Proprietary mailbox as per Design Guidelines	
Landscaping	Assorted native plants and bark (as per Design Guidelines) in any house side gardens. Hedging on side boundary lines (between lots only). Lawns surrounding the house beyond side gardens, driveway, footpaths, decks, and patio areas	






Part 4








Materials & Finishes






Exterior

	Description	Notes	Supplier	Finish
Cedar Cladding	Dryden Platinum		Dyden	
Metal Cladding	Flaxpod			
Roofing	Flaxpod			
Joinery	Flaxpod			
Soffit	Dryden Platinum			
Slab Edge	StoArmat plaster and paint system to slab edge.			
Garage Door	Flaxpod			

	Description	Size	Supplier	Finish	
Wall Finishes					
Walls	Sandfly Point		Dulux	Low Sheen	
Ceiling	Sandfly Point Quarter		Dulux	Flat	
Skirting/Architrave	Sandfly Point Half		Dulux	Low Sheen	
Doors	Sandfly Point half		Dulux	Low Sheen	
Flooring					
Carpet	Okiwi Bay Nixon	3660mm	Feltex	Solution Dyed Nylon	
Timber Flooring	Trunk Kova	190x14mm	Vidaspace	UV Lacquer Ultra Matt	
Garage Flooring	Crazy XL	4000mm	Belgotex	Anthracite 2236	

	Description	Size	Supplier	Finish	
Carpet Trim	Light Champagne Flat Bar	12mm	Vidaspace		
Curtains					
Curtains	James Dunlop Drift Luna	3000mm	Quality Curtains	Sheer	
Curtain Lining	James Dunlop Shell	3000mm	Quality Curtains	Blackout	
Bedroom					
Joinery	Northern Oak	Matching Edge Tape	Prime Panels	Timberland	
Hardware	Kasia Pull 4724	168mm	Elite HW	Champ. Nickel	
Kitchen					








	Description	Size	Supplier	Finish	
Benchtops	Mont Blanc	3200x1600m m 20mm Thick	Primestone	Polished	
Rear Joinery	Northern Oak	Matching Edge Tape	Prime Panels	Timberland	
Island Joinery	Velveteen	Matching Edge Tape	Melteca	Organic	
Kitchen Hardware	Fade Brushed Anthracite Pulls		Archant		
Bathroom					
Bathroom Floor Tiles	Nuage Cream	1200x600mm	European Ceramics		
Bathroom Feature Tiles	Kreuz White Matt Finger Tiles	300x300	Tile Space		
Joinery	Northern Oak	Matching Edge Tape	Prime Panels	Timberland	

	Description	Size	Supplier	Finish	
Bench Top	Golden Bay		Primestone	Honed	
Laundry					
Joinery Fronts	Ash White	Matching Edge Tape	Melteca	Organic	
Bench Top	Golden Bay		Primestone	Honed	
Splashback	Sticks White Mosaic	296x300mm Tile size 22x145mm	European Ceramics	Matt Vertical Stack	
Hardware	Kasia Pull 4724	168mm	Elite HW	Champ. Nickel	







Part 5

Fixtures & Fittings Selections



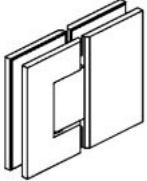
Kitchen

	Description	Notes	Supplier	Finish	
Sink	Mercer DV107 Derby Kitchen Sink		Mercer	SS	
Insinkerator	Insinkerator 66 : ID66			n/a	
Mixer	Tube Kitchen Mixer w/ Pull out spray		Plumbline	Brushed Nickel	
Fridge	Not supplied				
Oven	Oven, 60cm, 7 function,	OB60SC7CEB1	Fisher and Paykel		
Cook Top	Induction Cooktop, 60cm, 4 Zones	CI604CTB1	Fisher and Paykel		
Rangehood	Built in integrated powerpack extractor	HP60IDCHX4	F&P	Black	
Dishwasher	Series 7 Integrated Dishwasher	DW60U4I2	Fisher and Paykel		

Bathroom








	Description	Notes	Supplier	Finish	
Basin	Moon Kordura Counter Top Basin		Harrison Bloy	White	
Basin Waste					
Vanity	Custom made wall hung vanity				
Mixer	Pin Wall Mixer & Spout		Harrison Bloy	Chrome	
Mirror	Galaxy 800 round backlit mirror	GA80R	Plumblinc		
Towel Rail	Heirloom	THTL60.50	Plumblinc	Chrome	
Toilet	Enya BTW Toilet Suite		Harrison Bloy	White	
Toilet Roll Holder	Heirloom Centro Toilet Roll Holder		Plumblinc	Chrome	

Bathroom

	Description	Notes	Supplier	Finish	
Shower Head	Watersino Pin Slide Rail		Harrison Bloy	Chrome	
Shower Mixer	Pin Shower Mixer (small faceplate)		Harrison Bloy	Chrome	
Shower Drain	Tiled Insert Channel Shower Drain		As supplied by builder	Chrome	
Shower Glass Hardware			As supplied by builder	Chrome	
Bathroom Fan			As supplied by builder		



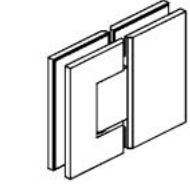
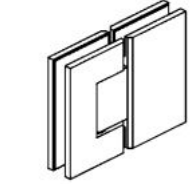
Ensuite

KH Lot 83- Fittings and Fixture Schedules



	Description	Notes	Supplier	Finish	
Basin	2 X Moon Kordura Counter Top Basin		Harrison Bloy	White	
Basin Waste					
Vanity	Custom made wall hung vanity unit with Blum soft close drawers				
Mixer	Pin Wall Mixer & Spout		Harrison Bloy	Chrome	
Mirror	2 X Galaxy 450 pill backlit mirror	GA45P	Plumblinc		
Towel Rail	Heirloom	THTL60.50	Plumblinc	Chrome	
Toilet	Evo Back to Wall Toilet Suite Slim Seat		Plumblinc	White	
Toilet Roll Holder	Heirloom Centro Toilet Roll Holder		Plumblinc	Chrome	
Shower Head	Watersino Pin Shower Column Set		Harrison Bloy	Matt Black	

Ensuite

KH Lot 83- Fittings and Fixture Schedules




	Description	Notes	Supplier	Finish	
Shower Mixer	Pin Shower Mixer (small faceplate)		Harrison Bloy	Chrome	
Shower Drain	Tiled Insert Channel Shower Drain		As supplied by builder	Chrome	
Shower Glass Hardware			Opus Glass Hardware	Chrome	
Bathroom Fan			As supplied by builder		

Laundry







	Description	Notes	Supplier	Finish	
Tub	Mercer DV108 Loxley		Mercer	S/Steel	
Mixer	Watersino Pin Gooseneck Kitchen Mixer		Harrison Bloy	Chrome	

General

KH Lot 83- Fittings and Fixture Schedules

	Description	Notes	Supplier	Finish	
Entry Door Handle	Nido – Verge Longplate Entrance Set – Diamond Knurl		Windsor	Brushed Nickel	
Interior Door Handles	Futura Apex Lever Set		Windsor	Brushed Nickel	
Door Hinges	Hinge SS Loosepin Radius 89x60x2mm		Windsor	Brushed Nickel	 <small>NZ HARDWARE IMAGE COPYRIGHT</small>
Door Stop	Doorstop Skirting Concealed Fix		Windsor	Brushed Nickel	
Curtain Tracks Wall Mounted in living	Vanda verve Curtain Track		Vanda	White	

Lighting

	Description	Notes	Supplier	Finish	
Light Switches and Power Sockets	Legrand Excel Life white		Legrand		
Recessed Downlights	Dlek 3220		Hugo		
Exterior Recessed Downlights	Dlek 3220		Hugo		
Exterior Wall Lights	SWL440		Hugo		
Kitchen Island Pendants	Ellipse Pendant Tall 3x bar		Citta		
Dining Pendant	Contrisa Pendant		LD		

Thank you

KAWARAU

HEIGHTS

Kawarau Heights

Kawarau Heights Boulevard, Queenstown

Disclaimer: Whilst every care has been taken to establish the accuracy of the material presented here, the material is not warranted by the operator and does not form part of any contract. The material is subject to change without notice. Prospective purchasers are advised to make their own enquiries to satisfy themselves on all aspects.

Kawarau Heights is developed and operated by Queenstown Commercial.
Copyright ©2025 Kawarau Heights. All Rights Reserved

28 OCTOBER 2025

KAWARAUHEIGHTS.CO.NZ