



KAWARAU

HEIGHTS · QUEENSTOWN

11 Kawarau Heights Boulevard



4



2



4.5



2

Land Area: 945m²

Floor Area: 322m²

11 Kawarau Heights Boulevard

Part 1

Renders

Part 2

Plans & Elevations

Part 3

Construction Specification

Part 4

Materials & Finishes

Part 5

Fixtures & Fittings Selections

The included specifications may change due to availability, build circumstances and the like, from time to time at the operators sole discretion without notice.

Part 1

Renders

The included specifications may change due to availability, build circumstances and the like, from time to time at the operators sole discretion without notice.



11 Kawarau Heights Boulevard — Part 1

Renders

KAWARAU
HEIGHTS · QUEENSTOWN



11 Kawarau Heights Boulevard — Part 1 Renders



11 Kawarau Heights Boulevard — Part 1

Renders



Part 2

Plans & Elevations

The included specifications may change due to availability, build circumstances and the like, from time to time at the operators sole discretion without notice.

11 Kawarau Heights Boulevard — Part 2

Floor Plan



Site Area: 945m²
Floor Area: 322m²
Roof Area: 373m²

Floor area noted is over cladding.

Finishes, fixtures and cabinetry are shown to provide context and may not accurately represent the final product. Landscaping design, decking and patio areas may be subject to change dependent on site conditions.

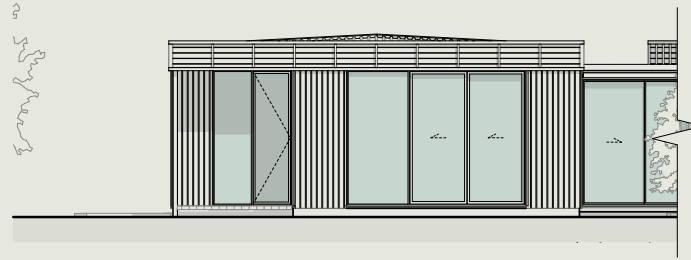


11 Kawarau Heights Boulevard — Part 2

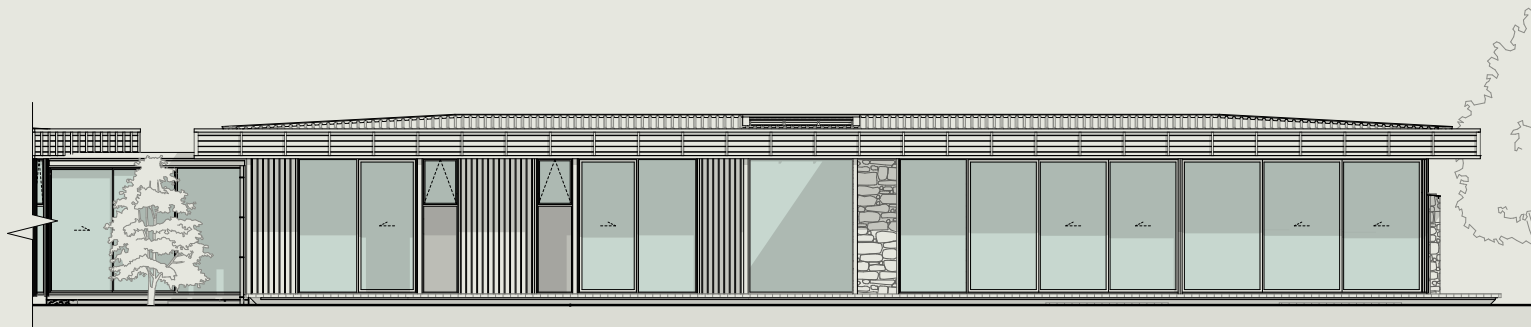
Site Plan




11 Kawarau Heights Boulevard — Part 2 Elevations



North Elevation
Scale 1:100



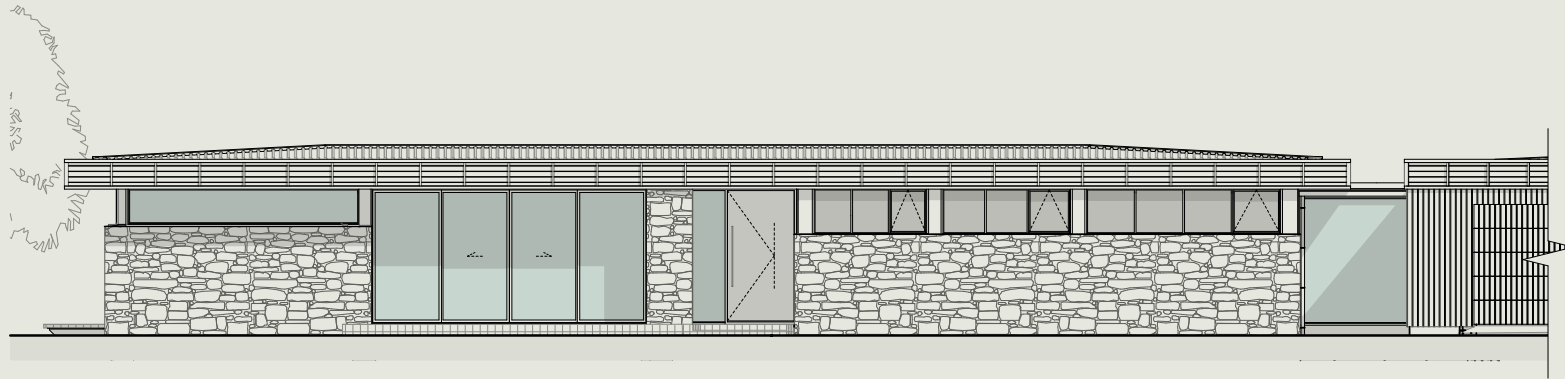
North Elevation
Scale 1:100



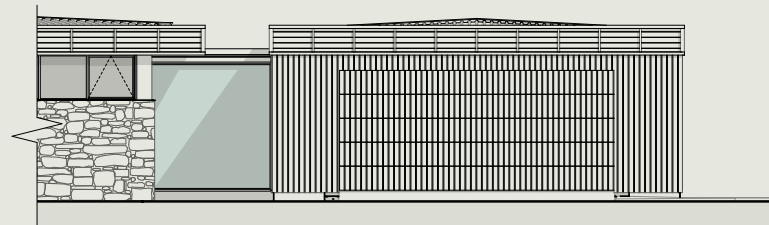
East Elevation
Scale 1:100

11 Kawarau Heights Boulevard — Part 2

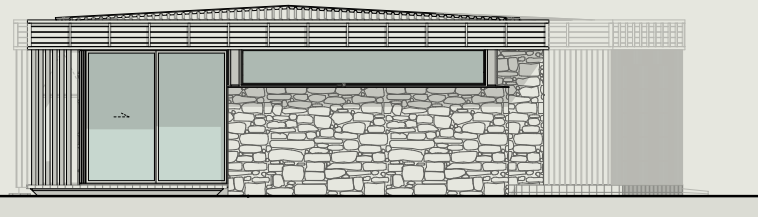
Elevations



South Elevation
Scale 1:100



South Elevation
Scale 1:100



West Elevation
Scale 1:100

Part 3

Construction Specification

11 Kawarau Heights Boulevard — Part 3

Construction Specification

| Item | Description | Brand |
|-------------------------------|---|------------------------------|
| Floor structure | Fully insulated concrete raft slab with underfloor heating (specified below) | n/a |
| Underfloor heating | Approved in-slab hydronic heating pipe system | As sourced by builder |
| Internal heating and cooling | Ducted system to living and bedrooms | As sourced by builder |
| External walls | 140mm thick FSC H1.2 timber framing (FSC Forestry Stewardship Council which confirms product is sustainable) | As sourced by builder |
| Exterior lining | 8mm IBS RigidRAP | IBS |
| Exterior cladding 1 | Western Red Cedar CP835 Rusticated Weatherboard | Herman Pacific |
| Exterior cladding 2 | Western Red Cedar HP55 Vertical Shiplap | |
| Exterior cladding 3 | Schist veneer system installed using Mapei Kerabond Plus on 9mm Eterpan fibre cement sheet over 20mm drained cavity | n/a |
| Soffits (incl. covered patio) | Western Red Cedar HP808 TG&V | Herman Pacific |
| Roofing - Colorsteel | 0.55mm BMT Colorsteel Maxx 5 Rib | Freeman Group |
| Roofing – Membrane | Viking TPO Membrane | Viking |
| Roofing - Downpipe | Colorsteel to match roofing and spouting | Colorsteel |
| Exterior Joinery | APL Metro & Architectural Series Thermal Heart suite powder coated aluminum | APL – Altherm Window Systems |
| Window glass | Double glazed, low E-extreme with argon filled Glass (Frosted are Etch lite glass) | As sourced by builder |
| Joinery Hardware | APL Urbo range | APL |

11 Kawarau Heights Boulevard — Part 3






Construction Specification







| Item | Description | Brand |
|----------------------------|--|-----------------------|
| Exterior Window/Door Jambs | Gib receivers | n/a |
| External front door | Plasma – solid panel aluminum powder coated door | Altherm |
| Internal wall lining | 10mm GIB Standard. Level 4 finish | GIB |
| Bathroom wall lining | 10mm GIB Aqualine | GIB |
| Ceiling lining 1 | 13mm GIB Standard. Level 4 finish in living areas & bedrooms, level 5 finish in bathrooms. Square stopped | As sourced by builder |
| Ceiling Lining 2 | Western Red Cedar installed to ceiling | |
| Skirting | Custom Negative Detail | |
| Architrave (Int Doors) | Custom Negative Detail | As sourced by builder |
| Insulation | Walls R4.0 140mm Ceiling R7.0 260mm | As sourced by builder |
| Internal doors | Polycore Doors | As sourced by builder |
| Internal door jambs | Pine | As sourced by builder |
| Hot water heating | HWC on ringmain | Rinnai |
| Garage door | Cedar clad sectional insulated garage door. Automatic with 2 remotes. | As sourced by builder |
| Driveway | 12mm river pebble, exposed aggregate concrete. Laid to falls with sump and strip drains as required | |
| Patios | As per Finishes Schedule | |
| Mailbox | Proprietary mailbox as per Design Guidelines | |
| Landscaping | Assorted native plants and bark (as per Design Guidelines) in any house side gardens. Hedging on side boundary lines (between lots only). Lawns surrounding the house beyond side gardens, driveway, footpaths, decks, and patio areas | |








Part 4








Materials & Finishes

The included specifications may change due to availability, build circumstances and the like, from time to time at the operators sole discretion without notice.

| Location | Description | Specification | Reference Image |
|--|--|--|--|
| Cladding | Cedar | Colour: Dryden Midnight |  |
| Cladding | Shist | |  |
| Parapet Capping | Pre-painted steel roofing and cladding | Colour: Flaxpod |  FlaxPod™ |
| Window Joinery | Pre-painted steel roofing and cladding | Colour: Flaxpod |  FlaxPod™ |
| General | Glass | Metro LowE Extreme Double Glazed | |
| Timber Soffit (Continues into Interior) | Western Red Cedar | Stain: Wood X Mainsail Finish: Colour finish matching for selected cedar. |  |
| Garage Door | Garage Door | Gararadoor | |

| Location | Description | Specification | Reference Image |
|---|-------------------|---|---|
| WALL FINISH | | | |
| General Walls | Paint Finish | Dulux Wash & Wear 101 Finish: Low Sheen Colour: Dulux Cardrona/Natural White |  |
| All Ensuities and Powder Room Wall Tiles 1 | Wall Tiles | Tile Format: Vertical Stacked Bond Range: Equipe Stage Colour: Charcoal |  |
| All Ensuities and Powder Room Wall Tiles 2 | Wall Tiles | Tile Format: Horizontally Stacked Bond Range: Equipe Stage Colour: Charcoal |  |
| General Ceiling | Paint Finish | Dulux Professional Tintable Ceiling Colour: Cardrona/Natural White Finish: Flat |  |
| All Skirting/Architrave | Paint Finish | Colour: Dulux Cardrona/Natural White Finish: Flat |  |
| General Timber Ceiling | Western Red Cedar | Stain: Wood X Mainsail |  |

| Location | Description | Specification | Reference Image |
|--|---------------------|---|---|
| FLOOR FINISH | | | |
| All Bedrooms | Wool Carpet | Untouched Wool Carpet Colour: Hushed |  |
| Living Room Carpet Insert | Wool Carpet | Samurai Wool Carpet Colour: Bokuto |  |
| Kitchen, Dining, Hallway, Laundry/ Dry Room, Library | European Oak Plank | Moda Verona Feature Plank |  |
| Entry | Bluestone Cobbles | Type B Basalt |  |
| All Ensuites | Floor Tiles | Tile Format: Herringbone Range: Equipe Stage Colour: Charcoal |  |
| Garage | Carpet | Crazy XL Needlepunch Carpet Colour: Anthracite 2236 |  |
| General Floor Finish Transition Trim | Transition Flat Bar | Light Bronze Anodised |  |

| Location | Description | Specification | Reference Image |
|--|---|--|---|
| CURTAIN | | | |
| All Bedrooms Curtain Blackout <i>(Behind Sheer)</i> | Blackout Curtain Lining | Broadline FR Range: Chinchilla 111399 Flat, no pleat. Skim floor |  |
| Living, Sun Nook, Kitchen, Pantry, Dining, Library | Sheer Curtain | Element Colour: Natural 104 |  |
| All Bedrooms | Sheer Curtain | Element Colour: Mineral 103 |  |
| JOINERY FINISH | | | |
| Kitchen, Dining (Bar), Powder Room, All Ensuites (Vanity) Front Panel | Unfinished European Oak Veneer Panel | Querqus Allegro Smooth Stain: Equinox 2RJS11 Base: TX Strong |  |
| Kitchen Backsplash and Island | Quartzite Stone | Tempest Blue Finish: Honed |  |
| Scullery, Laundry Benchtop and Backsplash | Mineral Stone | Caesarstone Delux Colour: 6131 Bianco Drift |  |
| All Cabinetry Pull | Top Mount Pull Handles | Ona Edge Mount Handles Finish: Brushed Brass |  |

| Location | Description | Specification | Reference Image |
|---|---|---|---|
| Living Room Fireplace and Sunken Media Cabinetry Front, Fireplace Feature Shelf | Unfinished European Oak Veneer Panel | Querkus Allegro Smooth Stain: to match Vidaspace Raven Oak |  |
| Fireplace Feature Shelf | Weather Metal Finish | Weather Metal Finish with Matte AFP (Anti Fingerprint) Coating Range: Electro Range Colour: Blackened Steel on 304 Stainless Steel Substrate |  |
| Bed 1 Feature Wall | Unfinished European Oak Veneer Slats | Querkus Allegro Smooth Stain: Equinox 2RJS11 Base: TX Strong |  |
| Hallway, Laundry Cabinetry Front | Unfinished European Oak Veneer Panel | Querkus Allegro Smooth Prime Grade Stain: Equinox 2RJS11 Base: TX Strong |  |
| All Bedroom Wardrobes | MR MDF Panels | ALT Thermally Fused Laminated Panel Colour: Natural Copper |  |
| Laundry Front Panel | Melteca | MDF Standard Face Two Sides Colour: Mist Finish: Natural |  |
| All Ensuites, Powder Room | Mineral Stone | Caesarstone Colour: 6313 Turbine Grey |  |

| Location | Description | Specification | Reference Image |
|---------------------|------------------|--|---|
| All Cabinetry Inner | Decorative Board | Polytec Laminate Colour: Italian Cotton Finish: Matt |  |







Part 5

Fixtures & Fittings Selections

The included specifications may change due to availability, build circumstances and the like, from time to time at the operators sole discretion without notice.






Kitchen, Pantry, Bar and Laundry

KH Lot 01- FF&E Schedules

| Location | Description | Specification | Supplier | Image |
|--------------------|----------------------------|--|-------------------|---|
| Kitchen | Inner Pull Out Drawer | LegraBox Front Piece with Gallery LegraBox Inner Pull Out Drawer with Ambia Line Cutlery Inserts #01 Colour: Orion Grey Matt Specification TBC | Blum |  |
| Kitchen, Pantry | Undermount Sink | Blanco Silgranit Range Subline 500-U Single Colour: Black | Hafele |  |
| Kitchen | Waste Disposer | Insinkerator Range: ID66 0.75HP Note: Mounting airswitch inside the unit. | By Joiner |  |
| Kitchen and Pantry | Mixer | Buddy X Kitchen Mixer Round Spout with Pull Out Spray Finish: Aged Brass Organic Code: CBX046.AB | Plumblinc |  |
| Kitchen | Integrated Refrigerator | 60cm Series 9 Integrated Triple Zone Refrigerator #14 Code: RS9121WRUVK5 Dims: 1870mmH x 592mmW x 576mmD | Fisher and Paykel |  |
| Kitchen #06 | Integrated Freezer #14 | 60cm Series 9 Integrated Triple Zone Freezer Code: RS6019F3LJ1 Dims: 1870mmH x 592mmW x 576mmD | Fisher and Paykel |  |







Kitchen, Pantry, Bar and Laundry

KH Lot 01- FF&E Schedules

| Location | Description | Specification | Supplier | Image |
|----------|---|---|-------------------|---|
| Kitchen | Integrated Dishwasher #06 & # 07 | Series 9 Integrated Single DishDrawer™ Dishwasher Code: DD60SI9 Dims: 410mmH x 599mmW x 553mmD | Fisher and Paykel |  |
| Kitchen | Combination Microwave Oven #04 | 60cm Series 9 Minimal Compact Combi-Microwave Oven Code: OM60NMTDB1 Dims: 458mmH x 596mmW x 565mmD | Fisher and Paykel |  |
| Kitchen | Warming Drawer #04 | 60cm Series 9 Minimal Warming Drawer Code: WB60SMB1-SET Dims: 140mmH x 596mmW x 567mmD | Fisher and Paykel |  |
| Kitchen | Cooktop with Integrated Ventilation | 83cm Series 9 4 Zone Induction Cooktop with Integrated Ventilation Code: CID834DTB4 Dims: 218mmH x 830mmW x 515mmD | Fisher and Paykel |  |
| Kitchen | Oven #02 | 60cm Series 11 Minimal Combi-Steam Oven Code: OS60SMTDB1 Dims: 598mmH x 596mmW x 565mmD | Fisher and Paykel |  |

Kitchen, Pantry, Bar and Laundry





KH Lot 01- FF&E Schedules

| Location | Description | Specification | Supplier | Image |
|----------|------------------------------|---|-------------------|---|
| Pantry | Integrated Single Dishwasher | Series 7 Integrated Dishwasher Code: DW60U4I2 Dims: 820-800mmH x 598mmW x 554mmD | Fisher and Paykel |  |
| Kitchen | Bin | Hideaway Compact 2x 13L Bucket, 16L Bucket, Door Pull Colour: Cinder Code: CR600-213-216D-C (Suit 600mmW Cabinet) | Hideaway Bins |  |
| Pantry | Bin | Hideaway Compact 2x 35L Bucket, Door Pull Colour: Cinder Code: HC235D-C (Suit 400mmW Cabinet) | Hideaway Bins |  |
| Bar | Beverage Fridge | 60cm Series 9 Integrated Beverage Centre Code: RS6009SBL1 Dims: 864-900mmH x 592mmW x 579mmD | Fisher and Paykel |  |
| Laundry | Laundry Sink | Mercer DV Series Loxley Single Bowl Code: DV108 Overall Dims; 500x500mm | Acero |  |
| Laundry | Laundry Mixer | Buddy Kitchen Mixer Round Spout Code: CB040.AB Colour: Aged Brass Organic | Plumblinc |  |


Ensuites and Bathrooms KH Lot 01- FF&E Schedules

| Location | Description | Specification | Supplier | Image |
|---------------------------------------|------------------|---|------------|---|
| Bed 1 Ensuite | Undermount Basin | Oasis 550 Oval Undermount Basin Colour: Gravel Code: OA55UM.GR | Plumblines |  |
| Bed 4 Ensuite | Undermount Basin | Oasis 370 Round Undermount Basin Colour: Gravel Code: OA37UM.GR | Plumblines |  |
| Bed 2, Bed 3 Ensuite | Vanity Mount | Oasis 400 Round Vessel Basin Colour: Gravel Code: OA40 Dims: 400mmDIA x 125mmH | Plumblines |  |
| Bed 1, Bed 2, Bed 3, Bed 4 Ensuite | Basin Waste | Oasis Pop Up Basin Waste Colour: Gravel Code: OABAS.GR | Plumblines |  |
| Bed 1, Bed 2, Bed 3 and Bed 4 Ensuite | Wall Hung Vanity | Custom made wall hung vanity unit with Blum soft close drawers Refer to joinery shop drawings and finishes schedules for details | By Joiner | |
| Bed 1, Bed 4 Ensuite | Wall Mount Mixer | Buddy 2 Hole Wall Mount Mixer Colour: Aged Brass Organic Code: CB005.AB | Plumblines |  |


Ensuites and Bathrooms KH Lot 01- FF&E Schedules

| Location | Description | Specification | Supplier | Image |
|--|-------------------------|---|-------------|---|
| Bed 2, Bed 3 Ensuite | Bench mount Basin Mixer | Buddy Round 2 Hole High Mixer Colour: Aged Brass Organic Code: CB023H.AB Dims: 340mmH x 221mmD 110mm Center Min Distance Between Mixer and Spout | Plumblinc |  |
| Bed 1, Bed 4 Ensuite | Custom Mirror | Custom mirror with Nuklear, 50watt mirror demister Shell: Powder coated Black Aluminium Frame Front: 5mm Clear Mirror Bac: 16mm SupaBlack Carcass Grade Plywood Dims: 900mmH x 600mmW x 85mmD Design based off Mood Slim Frame Mirror | By Joiner |  |
| Bed 2, Bed 3 Ensuite | Full Length Mirror | 4mmTHK Vinyl Backed Mirror Straight Edging Refer to Joinery Drawings for mirror dimensions | Metro Glass | |
| Bed 1, Bed 2, Bed 3 and Bed 4 Ensuite | Heated Towel Rail | X3 Rail Buddy 650 Heated Towel Rail Aged Brass Stable Colour: Aged Brass (Stable) Code: BTRH1.65.AB | Plumblinc |  |
| Bed 1, Bed 2, Bed 3 and Bed 4 Ensuite | Floor Mount Toilet | Evo Rimless Floor Mount Toilet Slim Seat Code: EVF56SL | Plumblinc |  |

Ensuites and Bathrooms KH Lot 01- FF&E Schedules





| Location | Description | Specification | Supplier | Image |
|---------------------------------------|-----------------------------------|--|------------|---|
| Bed 1, Bed 2, Bed 3 and Bed 4 Ensuite | Flush Panel | Metal Flush Panel Colour: Aged Brass Code: CB100M.AB | Plumblines |  |
| Bed 1, Bed 2, Bed 3 and Bed 4 Ensuite | Inwall Cistern | Progetto S10 Inwall Cistern Code: SPS100 | Plumblines |  |
| Bed 1, Bed 2, Bed 3 and Bed 4 Ensuite | Toilet Roll Holder | Buddy Toilet Roll Holder Code: CBA04 Colour: Aged Brass Organic | Plumblines |  |
| Bed 1, Bed 2, Bed 3 and Bed 4 Ensuite | Shower Head | Buddy Shower Column with matching metal shower hose Colour: Aged Brass Organic Code: M438.AB | Plumblines |  |
| Bed 1, Bed 2, Bed 3 and Bed 4 Ensuite | Shower Mixer | Buddy Round Shower Mixer Colour: Aged Brass Organic Code: CB031.AB | Plumblines |  |
| Bed 1, Bed 2, Bed 3 and Bed 4 Ensuite | Tiled Insert Channel Shower Drain | Plumblines 900mm Tile Insert Shower Drain Colour: Black Code: TID90.BL | Plumblines |  |

Ensuites and Bathrooms KH Lot 01- FF&E Schedules

| Location | Description | Specification | Supplier | Image |
|---------------------------------------|----------------------------------|---|---------------|---|
| Bed 1, Bed 2, Bed 3 and Bed 4 Ensuite | Bathroom Fan | Shadowline slot diffuser Aluminium profile designed for optimal airflow and efficiency Ventilation Package, Wall & Slot Diffuser Pro & Quiet Flow Exhaust Kit Dims: 120mm <i>INDENT ORDER ONLY, 4 week lead time)</i> | Newtech |  |
| Bed 2, Bed 3, Bed 4 Ensuite | Shower Glass Swing Door Hardware | Selected Opus Glass Hinge Hardware for Frame Shower Door | By Joiner |  |
| Bed 1, Bed 2, Bed 3, Bed 4 Ensuite | Shower Glass Screen | AL Frame w/ Toughen Glass Shower Screen with Metro Ezy Clean Technology Dims; Refer to Bathroom Elevations for dimensions Frame: Anodise 15x25mm aluminium frame in Black | By Joiner | |
| Bed 2, Bed 3, Bed 4 Ensuite | Shower Glass Door Hardware | Livio Shower Door Handle Colour: Brushed Gunmetal on 304 SS (PVD) Code: 12146 Dims: 31.8mmDIA | ABI Interiors |  |





Hardware and Fixings

KH Lot 01- FF&E Schedules






| Location | Description | Specification | Supplier | Image |
|--------------------------------|----------------------|--|--------------------------------|---|
| Entrance, Door to Sunken Media | Entry Door Handle | <p>Milford Brass Pull Handle Code: 8332-OR</p> <p>Finish: Oil Rubbed Bronze Dims: 540mm Centres, 600mm Overall Length, 25mmDIA bar, 65mm projection</p> | Windsor Architectural Hardware |  |
| Interior Door | Door Lever | <p>Windsor Charleston Round Rose Passage Set Code: 8202-OR Finish: Oil Rubbed Bronze</p> <p>Rose: 52mm diameter round rose <input checked="" type="checkbox"/> Function: Passage set (non-locking) Includes: 1172 tubular latch, 57mm backset Door Thickness: Suitable for 30–50mm doors</p> <p>Provide matching finish door hinges and all required fixings</p> | Windsor Architectural Hardware |  |
| Powder Room | Door Lever | <p>Charleston Round Rose Passage Set Code: 8202-OR</p> <p>Finish: Oil Rubbed Bronze Dims: 57mmDIA Backrest Door Thickness: Suitable for 30–50mm doors</p> <p>Includes Levers, 1172 Tubular Latch, 1173 Tubular Bolt and 8188 Privacy Turn & Release</p> <p>Provide matching finish door hinges and all required fixings</p> | Windsor Architectural Hardware |  |
| All Ensuites | Sliding Door Handles | <p>Lume Privacy Set Integrated Snib and Release 200mm</p> <p>Code: 5700-OR Ensuite Door Thickness: 38mm</p> <p>Finish: Oil Rubbed Bronze</p> | Windsor Architectural Hardware |  |

Hardware and Fixings

KH Lot 01- FF&E Schedules

| Location | Description | Specification | Supplier | Image |
|--|-----------------------------------|--|--------------------------------------|---|
| General Doorstop | Doorstop | 85mm Skirting Doorstop Slimline Code: 5280-OR Colour: Brass Skirting Mounted Dims: 85mmx30mm | Windsor Architectural Hardware |  |
| Living Room, Kitchen/ Pantry, Library/Study, Sunken Media | Ceiling Recessed Curtain Track | Vanda Flangeless Flush Fit Track - Single system Colour: Black Installation: Recessed into timber cedar ceiling to achieve flush finish. Set 50mm from finished wall face NOTE: Provide all required fixings and allow for structural support within ceiling. Coordinate recess depth, ceiling build-up, and timber lining setout for a clean flush installationInstallation | Vanda |  |
| All Bedrooms | Ceiling Recessed Curtain Track | Vanda Flangeless Flush Fit Track – Double System Colour: Black Installation: Recessed into timber cedar ceiling to achieve flush finish. Set 50mm from finished wall face and 95mm centers between tracks NOTE: Provide all required fixings and allow for structural support within ceiling. Coordinate recess depth, ceiling build-up, and timber lining setout for a clean flush installationInstallation | Vanda |  |
| Living | Gas Fire | Framless Linear InBuilt Fireplace Single Sided Code: Escea DS1650 Gas Type: Natural Gas or LPG Approx Appliance Size: 1987x794x379mmD Fuel bed: Logs Fascia: Linear Trim Kit | Escea |  |

Electrical

| Location | Description | Specification | Supplier | Image |
|---|-----------------------------|--|----------|---|
| Kitchen, Ensuite, Powder Room | Light Switches | PDL Flush Switch Horizontal Mount 2 Gang Colour: Zen Black | PDL |  |
| Kitchen, Bar, Ensuite, Powder Room | Power Sockets | PDL Solis Double Switch Power Point Horizontal Mount Colour: Zen Black | PDL |  |
| General | Light Switches | PDL Flush Switch Horizontal Mount 2 Gang Colour: Zen White | PDL |  |
| General | Power Sockets | PDL Solis Double Switch Power Point Horizontal Mount Colour: Zen White | PDL |  |
| General (Rooms with Cedar Ceiling) | Ceiling Recessed Downlights | Cone Round 64 Family Recessed Colour: Black 50Deg Beam Angles Size: 64mmDIA Colour Temp: 3000K Low Glare CRI90 6.3W Non Dimming | Targetti |  |

Electrical

| Location | Description | Specification | Supplier | Image |
|--|-----------------------------|--|----------|---|
| Sunken Media, Lounge, Kitchen (Rooms with Cedar Ceiling) | Ceiling Recessed Downlights | Cone Round 64 Family Recessed Colour: Black 50Deg Beam Angles Size: 64mmDIA Colour Temp: 3000K Low Glare CRI90 9W Dimmable | Targetti |  |
| Laundry, Garage (Rooms with painted plasterboard ceiling) | Ceiling Recessed Downlights | Cone Round 64 Family Recessed Colour: White 50Deg Beam Angles 9W Size: 64mmDIA Colour Temp: 3000K Non Dimming | Targetti |  |
| Kitchen (Above Kitchen Island) | Surface Can Light | Firefly XL Can Dims: 100mmH x 76mmDIA Finish: Aged Brass (As per image, supplier to confirm) Setout: 100mmCenter between two can lights | Targetti |  |
| Power Room | Wall Light | Tom Dixon Press Surface Light Dims: 350mmDIA x 90mmD Finish: Silver Dimmable Surface mount diameter: 120mmDIA Max Watt: 9W Colour Temp: 3000K Indoor IP55 | ECC |  |
| Master Ensuite, Bed 4 | Wall Light | Juniper Dims: 910mm Standoffs: 45mm Finish: English Bronze | ECC |  |

Thank you

KAWARAU

HEIGHTS

Kawarau Heights

15 Kawarau Heights Boulevard, Queenstown

Disclaimer: Whilst every care has been taken to establish the accuracy of the material presented here, the material is not warranted by the operator and does not form part of any contract. The material is subject to change without notice. Prospective purchasers are advised to make their own enquiries to satisfy themselves on all aspects.

Kawarau Heights is developed and operated by Queenstown Commercial.
Copyright ©2026 Kawarau Heights. All Rights Reserved

JUNE 2026

KAWARAUHEIGHTS.CO.NZ