

July 19, 2024

The Manager, Listing Department
The National Stock Exchange of India Ltd.
Exchange Plaza, Bandra Kurla Complex,
Bandra (E), Mumbai - 400 051
NSE Symbol : PANACEABIO

BSE Ltd.
Corporate Relationship Department,
Phiroze Jeejeebhoy Towers,
Dalal Street, Mumbai - 400 001
BSE Scrip Code: 531349

Sub.: Shareholding Pattern for the quarter ended June 30, 2024

Dear Sir / Madam,

Pursuant to Regulation 31(1)(b) of the SEBI (Listing Obligations and Disclosure Requirements) Regulations, 2015, please find enclosed herewith the Shareholding Pattern of the Company for the quarter ended June 30, 2024.

This is for your kind information and record please.

Thanking you,

Sincerely yours,

For Panacea Biotec Limited



 Vinod Goel
Group CFO and Head Legal
& Company Secretary
Encl. As Above



B1 Extn. /G3, Mohari Co-op Indl. Estate,
Maihura Road, New Delhi -110044
Email: vinodgoel@panaceabiotec.com
Phone: D.I.D. -91-11-4167 9015

Panacea Biotec Ltd.

CIN: L33117PB1984PLC022350

Registered Office: Ambala-Chandigarh Highway, Lalru - 140 501, Punjab, India. Ph.: +91-1762-505900, Fax: +91-1762-505906.
e-mail: corporate@panaceabiotec.com website: www.panaceabiotec.com

Introductory Table

Name of the Listed Entity: Panacea Biotec Limited
Scrip Code, Name of the scrip, Class of security: BSE: 531349, NSE: PANACEABIO, Equity Shares
Shareholding Pattern Filed under: Reg. 31(1)(b)
Report for the Quarter ended: 30th June, 2024

Declaration:

Particulars	Yes	No
Whether the Listed Entity has issued any partly paid up shares?		✓
Whether the Listed Entity has issued any Convertible Securities?		✓
Whether the Listed Entity has issued any warrants?		✓
Whether the Listed Entity has any shares against which depository receipts are issued?		✓
Whether the Listed Entity has any shares in Locked-in?		✓
Whether any shares held by promoters are pledge or otherwise encumbered?		✓
Whether Company has equity shares with differential Voting Rights?		✓
Whether the Listed Entity has any significant beneficial owner?	✓	

The tabular format for disclosure of holding of specified securities is as follows:-



Table I - Summary Statement holding of specified securities

Category	Category of Shareholder	No. of Shareholders	No. of fully paid up equity shares held (IV)	No. of partly paid up equity shares held (V)	No. of shares underlying Depository Receipts (VI)	Total no. of shares held (VII)=(IV)+(V)+(VI)	Shareholding as a % of total no. of shares (calculated as per SCRR 1957) (VIII) As a % of (A+B+C2)	Number of Voting Rights held in each class of securities (IX)			No. of shares Underlying Outstanding convertible Securities (including Warrants)	Shareholding as a % assuming full conversion of convertible securities (as a % of diluted share capital)	No. of Locked in shares		Number of Shares Pledged or otherwise encumbered		Number of equity shares held in dematerialized form	
								No. of Voting Rights		Total as % of (A+B+C)			(XI)=(VII)+(X) As a % of (A+B+C2)	No. (a)	As a % of total shares held (b)	No. (a)		As a % of total shares held (b)
								Class eg: x	Class eg: y									
(I)	(II)	(III)	(IV)	(V)	(VI)	(VII)	(VIII)	Class eg: x	Class eg: y	Total	(X)	(XI)	(XII)		(XIII)		(XIV)	
(A)	Promoter and Promoter Group	6	4,49,96,812	-	-	4,49,96,812	73.46	4,49,96,812	-	4,49,96,812	73.46	-	73.46	-	-	-	-	4,49,96,812
(B)	Public	45,507	1,62,53,934	-	-	1,62,53,934	26.54	1,62,53,934	-	1,62,53,934	26.54	-	26.54	-	-	-	-	1,60,90,713
(C)	Non Promoter-Non Public																	
(C1)	Shares underlying DRs	-	-	-	-	-	-	-	-	-	-	-	-	-	-	-	-	-
(C2)	Shares held by Employee Trusts	-	-	-	-	-	-	-	-	-	-	-	-	-	-	-	-	-
	Total	45,513	6,12,50,746	-	-	6,12,50,746	100.00	6,12,50,746	-	6,12,50,746	100.00	-	100.00	-	-	-	-	6,10,87,525

Notes:

- The total no. of members in Promoters and Promoters' Group are 17. However, as on 30.06.2024, only 6 members are holding shares in the Company.
- On 28.06.2024, Mr. Sandeep Jain, Promoter of the Company had executed an open market sale transaction of 23,420 equity shares, however the said transaction remained unsettled with Depository and not reflecting in the shareholding data as on 30.06.2024, as received from depositories through Company's Registrar and Transfer Agent (RTA). Accordingly, 99,54,546 equity shares (i.e. shares before settlement) have been shown in name of Mr. Sandeep Jain, based on the shareholding data received through RTA. As on 30.06.2024, Mr. Sandeep Jain actually owns 99,31,126 equity shares (16.21%) and total promoters' shareholding is 4,49,73,392 (73.43%) to total equity share capital. The actual total public shareholding as on 30.06.2024 is thus 1,62,77,354 (26.57%) to total equity share capital.
- Details relating to number of shares pledged or otherwise encumbered by Public Shareholders are not applicable and hence not given above.




Table II - Statement showing shareholding pattern of the Promoter and Promoter Group

	Category & Name of the Shareholders (I)	PAN (II)	No. of shareholder* (III)	No. of fully paid up equity shares held (IV)	Partly paid up equity shares held (V)	Nos. of shares underlying Depository Receipts (VI)	Total nos. shares held (VII)=(IV)+(V)+(VI)	Shareholding % calculated as per SCRR, 1957 (VIII) As a % of (A+B+C2)	Number of Voting Rights held in each class of securities (IX)			No. of shares Underlying Outstanding convertible Securities (including Warrants) (X)	Shareholding as a % assuming full conversion of convertible securities (as a % of diluted share capital)	Number of Locked in shares (XII)		Number of Shares Pledged or otherwise encumbered (XIII)		Number of equity shares held in dematerialized form (XIV)	
									Class X	Class Y	Total			No. (a)	As a % of total shares held (b)	No. (a)	As a % of total shares held (b)		
	(I)	(II)	(III)	(IV)	(V)	(VI)	(VII)	(VIII)	No. of Voting Rights			Total as a % of Total Voting Rights	(XI)=(VII)+(X) as a % of A+B+C2	No. (a)	As a % of total shares held (b)	No. (a)	As a % of total shares held (b)		
									Class X	Class Y	Total		(X)	(XI)	(XII)	(XIII)		(XIV)	
1	Indian																		
(a)	Individuals/ Hindu Undivided Family		4	4,26,83,358	-	-	4,26,83,358	69.69	4,26,83,358	-	4,26,83,358	69.69	-	69.69	-	-	-	-	4,26,83,358
	Promoters*																		
1	Dr. Rajesh Jain	AAGPJ1259G		3,02,17,312	-	-	3,02,17,312	49.33	3,02,17,312	-	3,02,17,312	49.33	-	49.33	-	-	-	-	3,02,17,312
2	Mr. Sandeep Jain**	ADJPJ6765H		99,54,546	-	-	99,54,546	16.25	99,54,546	-	99,54,546	16.25	-	16.25	-	-	-	-	99,54,546
	Promoters' Group*																		
3	Mrs. Nirmala Jain	AAGPJ1254M		25,11,000	-	-	25,11,000	4.10	25,11,000	-	25,11,000	4.10	-	4.10	-	-	-	-	25,11,000
4	Mrs. Sunanda Jain	AAIPJ5281E		-	-	-	-	-	-	-	-	-	-	-	-	-	-	-	-
5	Mrs. Meena Jain	AAGPJ1255L		-	-	-	-	-	-	-	-	-	-	-	-	-	-	-	-
6	Mrs. Pamilla Jain	AAGPJ1256K		-	-	-	-	-	-	-	-	-	-	-	-	-	-	-	-
7	Mr. Sumit Jain	AFFPJ8134D		-	-	-	-	-	-	-	-	-	-	-	-	-	-	-	-
8	Mrs. Radhika Jain	ADUPJ2099P		-	-	-	-	-	-	-	-	-	-	-	-	-	-	-	-
9	Mr. Ankesh Jain	AHFPJ0287Q		-	-	-	-	-	-	-	-	-	-	-	-	-	-	-	-
10	Mr. Harshet Jain	AHFPJ0403J		-	-	-	-	-	-	-	-	-	-	-	-	-	-	-	-
11	Mrs. Priyanka Jain	AHFPJ0288B		-	-	-	-	-	-	-	-	-	-	-	-	-	-	-	-
12	Rajesh Jain (HUF) (Karta : Rajesh Jain)	AABHR5243M		-	-	-	-	-	-	-	-	-	-	-	-	-	-	-	-
13	Sandeep Jain (HUF) (Karta : Sandeep Jain)	AAHHS5082H		-	-	-	-	-	-	-	-	-	-	-	-	-	-	-	-
14	Mr. Abhey Kumar Jain	AAEPJ0017G		-	-	-	-	-	-	-	-	-	-	-	-	-	-	-	-
15	Mr. Ashish Jain	AALPJ7330H		500	-	-	500	0.00	500	-	500	0.00	-	0.00	-	-	-	-	500
(b)	Central Government/ State Government(s)			-	-	-	-	-	-	-	-	-	-	-	-	-	-	-	-
(c)	Financial Institutions/ Banks			-	-	-	-	-	-	-	-	-	-	-	-	-	-	-	-
(d)	Firms		2	23,13,454	-	-	23,13,454	3.78	23,13,454	-	23,13,454	3.78	-	3.78	-	-	-	-	23,13,454
1	First Lucre Partnership Co. through Dr. Rajesh Jain	AABFF3948D		22,55,815	-	-	22,55,815	3.68	22,55,815	-	22,55,815	3.68	-	3.68	-	-	-	-	22,55,815
2	Second Lucre Partnership Co. through Ms. Rashmi Jain	ABDFS2560F		57,639	-	-	57,639	0.09	57,639	-	57,639	0.09	-	0.09	-	-	-	-	57,639
	Sub Total (A)(1)		6	4,49,96,812	-	-	4,49,96,812	73.46	4,49,96,812	-	4,49,96,812	73.46	-	73.46	-	-	-	-	4,49,96,812



Category & Name of the Shareholders (I)	PAN (II)	No. of shareholder* (III)	No. of fully paid up equity shares held (IV)	Partly paid up equity shares held (V)	Nos. of shares underlying Depository Receipts (VI)	Total nos. shares held (VII)=(IV)+(V)+(VI)	Shareholding % calculated as per SCRR, 1957 (VIII) As a % of (A+B+C2)	Number of Voting Rights held in each class of securities (IX)			No. of shares Underlying Outstanding convertible Securities (including Warrants) (X)	Shareholding as a % assuming full conversion of convertible securities (as a % of diluted share capital)	Number of Locked in shares (XII)		Number of Shares Pledged or otherwise encumbered (XIII)		Number of equity shares held in dematerialized form (XIV)
								Class X	Class Y	Total			No. (a)	As a % of total shares held (b)	No. (a)	As a % of total shares held (b)	
(I)	(II)	(III)	(IV)	(V)	(VI)	(VII)	(VIII)	Class X	Class Y	Total	(X)	(XI)	(XII)	(XIII)	(XIV)		
2 Foreign																	
(a) Individuals (Non-Residents Individuals/ Foreign Individuals)			-	-	-	-	-	-	-	-	-	-	-	-	-	-	
(b) Government			-	-	-	-	-	-	-	-	-	-	-	-	-	-	
(c) Institutions			-	-	-	-	-	-	-	-	-	-	-	-	-	-	
(d) Foreign Portfolio Investor			-	-	-	-	-	-	-	-	-	-	-	-	-	-	
(e) Any Others (Specify)			-	-	-	-	-	-	-	-	-	-	-	-	-	-	
Sub Total (A)(2)			-	-	-	-	-	-	-	-	-	-	-	-	-	-	
Total Shareholding of Promoter and Promoter Group (A)=(A)(1)+(A)(2)		6	4,49,96,812	-	-	4,49,96,812	73.46	4,49,96,812	-	4,49,96,812	73.46	-	-	-	-	4,49,96,812	

* The total no. of members in Promoters and Promoters' Group are 17. However, as on 30.06.2024, only 6 members are holding shares in the Company.

**On 28.06.2024, Mr. Sandeep Jain, Promoter of the Company had executed an open market sale transaction of 23,420 equity shares, however the said transaction remained unsettled with Depository and not reflecting in the shareholding data as on 30.06.2024, as received from depositories through Company's Registrar and Transfer Agent (RTA). Accordingly, 99,54,546 equity shares (i.e. shares before settlement) have been shown in name of Mr. Sandeep Jain, based on the shareholding data received through RTA. As on 30.06.2024, Mr. Sandeep Jain actually owns 99,31,126 equity shares (16.21%) and total promoters' shareholding is 4,49,73,392 (73.43%) to total equity share capital.





Table IV - Statement showing shareholding pattern of the Non Promoter- Non Public Shareholder

	Category & Name of the Shareholders	PAN	No. of shareholder	No. of fully paid up equity shares held	Partly paid up equity shares held	Nos. of shares underlying Depository Receipts	Total nos. shares held (VII)=(IV)+(V)+(VI)	Shareholding % calculated as per SCRR, 1957 As a % of (A+B+C2)	Number of Voting Rights held in each class of securities (IX)			No. of shares Underlying Outstanding convertible Securities (including Warrants)	Total Shareholding as a % assuming full conversion of convertible securities (as a % of diluted share capital)	Number of Locked in shares		Number of Shares Pledged or otherwise encumbered		Number of equity shares held in dematerialized form (Not Applicable)		
									Class X	Class Y	Total			Total as a % of Total Voting Rights	(XI)=(VII)+(X) as a % of A+B+C2	No. (a)	As a % of total shares held (b)		No. (Not applicable) (a)	As a % of total shares held (Not applicable) (b)
(I)	(II)	(III)	(IV)	(V)	(VI)	(VII)	(VIII)	Class X	Class Y	Total	(X)	(XI)	(XII)	(XIII)	(XIV)					
1	Custodian/DR Holder																			
(a)	Name of DR Holder (if available)																			
(i)	abc...																			
(ii)	efg...																			
2	Employee Benefit Trust (under SEBI (Share based Employee Benefit) Regulations, 2014																			
(c)	Name (abc...)																			
	Total Non- Promoter- Non Public Shareholding (C)= (C)(1)+(C)(2)																			

Note: (1) PAN would not be displayed on website of Stock Exchange(s).

(2) The above format needs to be disclosed along with the names of the shareholders holding 1% or more than 1% of shares of the listed entity. Column no. (XIII) is not applicable in the above format.

(3) W.r.t. the information pertaining to Depository Receipts, the same may be disclosed in the respective columns to the extent information available.



Details of Significant Beneficial Owner

Sr. No.	Details of the SBO					Details of the registered owner					Details of holding/ exercise of right of the SBO in the reporting company, whether direct or indirect:					Date of creation / acquisition of significant beneficial interest
	Name	PAN	Passport No. in case of a foreign national	Nationality	Nationality (Applicable in case of Any other is selected)	Name	PAN	Passport No. in case of a foreign national	Nationality	Nationality (Applicable in case of Any other is selected)	Whether by virtue of:					
											Shares	Voting rights	Rights on distributable dividend or any other distribution	Exercise of control	Exercise of significant influence	
1	Dr. Rajesh Jain	AAGPJ1259G	-	Indian	-	First Lucre Partnership Co.	AABFF3948D		Indian		3.68%	-	-	-	-	12-11-2008
						Dr. Rajesh Jain (Direct Holding)	AAGPJ1259G				49.33%	-	-	-	-	15-11-1984
2	Mr. Sandeep Jain*	ADJPJ6765H	-	Indian	-	First Lucre Partnership Co.	AABFF3948D		Indian		3.68%	-	-	-	-	12-11-2008
						Mr. Sandeep Jain (Direct Holding)	ADJPJ6765H				16.25%	-	-	-	-	15-11-1984

* On 28.06.2024, Mr. Sandeep Jain, Promoter of the Company had executed an open market sale transaction of 23,420 equity shares, however the said transaction remained unsettled with Depository and not reflecting in the shareholding data as on 30.06.2024, as received from depositories through Company's Registrar and Transfer Agent (RTA). Accordingly, 99,54,546 equity shares (i.e. shares before settlement) have been shown in name of Mr. Sandeep Jain, based on the shareholding data received through RTA. As on 30.06.2024, Mr. Sandeep Jain actually owns 99,31,126 equity shares (16.21%) and total promoters' shareholding is 4,49,73,392 (73.43%) to total equity share capital.




Table VI - Statement showing foreign ownership limits

Category & Name of the Shareholders	Board approved limits	Limits utilized
As on shareholding date (30.06.2024)	74%	0.94%
As on the end of previous 1st quarter (31.03.2024)	74%	0.91%
As on the end of previous 2nd quarter (31.12.2023)	74%	1.01%
As on the end of previous 3rd quarter (30.09.2023)	74%	0.75%
As on the end of previous 4th quarter (30.06.2023)	74%	0.54%

(Handwritten initials)

