

October 17, 2019

The Manager, Listing Department
The National Stock Exchange of India Ltd.
Exchange Plaza, Bandra Kurla Complex,
Bandra (E), Mumbai – 400 051
NSE Symbol : PANACEABIO

The Manager, Listing Department
BSE Ltd.
Phiroze Jeejeebhoy Towers,
Dalal Street, Mumbai – 400 001
BSE Scrip Code: 531349

Reg.: Shareholding Pattern for the quarter ended September 30, 2019

Dear Sir,


Pursuant to Regulation 31(1)(b) of SEBI (Listing Obligations and Disclosure Requirements) Regulations, 2015, please find enclosed herewith the Shareholding Pattern of the Company for the quarter ended September 30, 2019.

This is for your kind information and record please.

Thanking you,

Sincerely yours,

for **Panacea Biotec Limited**



Vinod Goel

Group CFO and Head Legal
& Company Secretary



Encl. As Above

B1 Extn. /G3, Mohan Co-op Indl. Estate,
Mathura Road, New Delhi -110044
Email: vinodgoel@panaceabiotec.com
Phone: D.I.D. +91-11-4167 9015
Fax: +91-11-4167 9070

Panacea Biotec Ltd.

CIN: L33117PB1984PLC022350

Registered Office: Ambala-Chandigarh Highway, Lalru - 140 501, Punjab, India. Ph.: +91-1762-505900, Fax: +91-1762-505906.
e-mail: corporate@panaceabiotec.com website: www.panaceabiotec.com

Introductory Table

Name of the Listed Entity: Panacea Biotec Limited
Scrip Code, Name of the scrip, Class of security: BSE: 531349, NSE: PANACEABIO, Equity Shares
Shareholding Pattern Filed under: Reg. 31(1)(b)
Report for the Quarter ended: 30th September, 2019

Declaration:

Particulars	Yes	No
Whether the Listed Entity has issued any partly paid up shares?		✓
Whether the Listed Entity has issued any Convertible Securities ?		✓
Whether the Listed Entity has issued any warrants ?	✓	
Whether the Listed Entity has any shares against which depository receipts are issued		✓
Whether the Listed Entity has any shares in Locked-in?		✓
Whether any shares held by promoters are pledge or otherwise encumbered?	✓	
Whether the Listed Entity has equity shares with differential Voting Rights?		✓
Whether the Listed Entity has any significant beneficial owner?	✓	

The tabular format for disclosure of holding of specified securities is as follows:-



Table I - Summary Statement holding of specified securities

Category	Category of Shareholder	No. of Shareholders	No. of fully paid up equity shares held (IV)	No. of partly paid up equity shares held (V)	No. of shares underlying Depository Receipts (VI)	Total no. of shares held (VII)=(IV)+(V)+(VI)	Shareholding as a % of total no. of shares (calculated as per SCRR 1957) (VIII) As a % of (A+B+C2)	Number of Voting Rights held in each class of securities (IX)			No. of shares Underlying Outstanding convertible Securities (including Warrants)	Shareholding as a % assuming full conversion of convertible securities (as a % of diluted share capital)	No. of Locked in shares		Number of Shares Pledged or otherwise encumbered		Number of equity shares held in dematerialized form	
								No. of Voting Rights	Total as % of (A+B+C)				No. (a)	As a % of total shares held (b)	No. (a)	As a % of total shares held (b)		
(I)	(II)	(III)	(IV)	(V)	(VI)	(VII)	(VIII)	Class eg: x	Class eg: y	Total	(X)	(XI)	(XII)		(XIII)		(XIV)	
(A)	Promoter and Promoter Group	20	45,074,866	-	-	45,074,866	73.59	45,074,866	-	45,074,866	73.59	-	65.94	-	-	31,262,112	69.36	45,074,866
(B)	Public	10,886	16,175,880	-	-	16,175,880	26.41	16,175,880	-	16,175,880	26.41	7,111,111	34.06	-	-	-	-	15,942,629
(C)	Non Promoter-Non Public																	
(C1)	Shares underlying DRs	-	-	-	-	-	-	-	-	-	-	-	-	-	-	-	-	-
(C2)	Shares held by Employee Trusts	-	-	-	-	-	-	-	-	-	-	-	-	-	-	-	-	-
	Total	10,906	61,250,746	-	-	61,250,746	100.00	61,250,746	-	61,250,746	100.00	7,111,111	100.00	-	-	31,262,112	51.04	61,017,495

Note: Details relating to number of shares pledged or otherwise encumbered by Public Shareholders are not applicable and hence not given above.



Table II - Statement showing shareholding pattern of the Promoter and Promoter Group

	Category & Name of the Shareholders (I)	PAN (II)	No. of shareholder (III)	No. of fully paid up equity shares held (IV)	Partly paid up equity shares held (V)	Nos. of shares underlying Depository Receipts (VI)	Total nos. shares held (VII)=(IV)+(V)+(VI)	Shareholding % calculated as per SCRR, 1957 (VIII) As a % of (A+B+C2)	Number of Voting Rights held in each class of securities (IX)			No. of shares Underlying Outstanding convertible Securities (including Warrants) (X)	Shareholding as a % assuming full conversion of convertible securities (as a % of diluted share capital)	Number of Locked in shares (XII)		Number of Shares Pledged or otherwise encumbered (XIII)		Number of equity shares held in dematerialized form (XIV)	
									Class X	Class Y	Total			No. (a)	As a % of total shares held (b)	No. (a)	As a % of total shares held (b)		
																			No. of Voting Rights
(I)	(II)	(III)	(IV)	(V)	(VI)	(VII)	(VIII)	Class X	Class Y	Total	(X)	(XI)	(XII)	(XIII)		(XIV)			
1	Indian																		
(a)	Individuals/ Hindu Undivided Family		18	42,761,412	-	-	42,761,412	69.81	42,761,412	-	42,761,412	69.81	-	62.55	-	-	31,262,112	73.11	42,761,412
	Promoters																		
1	Mr. Soshil Kumar Jain	AAGPJ1258H		5,000,000	-	-	5,000,000	8.16	5,000,000	-	5,000,000	8.16	-	7.31	-	-	5,000,000	100.00	5,000,000
2	Dr. Rajesh Jain	AAGPJ1259G		6,213,500	-	-	6,213,500	10.14	6,213,500	-	6,213,500	10.14	-	9.09	-	-	6,213,500	100.00	6,213,500
3	Mr. Sandeep Jain	ADJPJ6765H		4,792,100	-	-	4,792,100	7.82	4,792,100	-	4,792,100	7.82	-	7.01	-	-	4,792,100	100.00	4,792,100
	Promoters' Group																		
4	Mrs. Nirmala Jain	AAGPJ1254M		2,511,000	-	-	2,511,000	4.10	2,511,000	-	2,511,000	4.10	-	3.67	-	-	2,511,000	100.00	2,511,000
5	Mrs. Sunanda Jain	AAIPJ5281E		6,647,300	-	-	6,647,300	10.85	6,647,300	-	6,647,300	10.85	-	9.72	-	-	-	-	6,647,300
6	Mrs. Meena Jain	AAGPJ1255L		897,000	-	-	897,000	1.46	897,000	-	897,000	1.46	-	1.31	-	-	897,000	100.00	897,000
7	Mrs. Pamilla Jain	AAGPJ1256K		816,500	-	-	816,500	1.33	816,500	-	816,500	1.33	-	1.19	-	-	816,500	100.00	816,500
8	Mr. Sumit Jain	AFFPJ8134D		358,500	-	-	358,500	0.59	358,500	-	358,500	0.59	-	0.52	-	-	-	-	358,500
9	Mrs. Radhika Jain	ADUPJ2099P		357,000	-	-	357,000	0.58	357,000	-	357,000	0.58	-	0.52	-	-	-	-	357,000
10	Mr. Ankesh Jain	AHFPJ0287Q		307,000	-	-	307,000	0.50	307,000	-	307,000	0.50	-	0.45	-	-	307,000	100.00	307,000
11	Mr. Harshet Jain	AHFPJ0403J		299,500	-	-	299,500	0.49	299,500	-	299,500	0.49	-	0.44	-	-	299,500	100.00	299,500
12	Mrs. Priyanka Jain	AHFPJ0288B		318,000	-	-	318,000	0.52	318,000	-	318,000	0.52	-	0.47	-	-	318,000	100.00	318,000
13	Soshil Kumar Jain (HUF)	AAEHS2207P		2,251,713	-	-	2,251,713	3.68	2,251,713	-	2,251,713	3.68	-	3.29	-	-	2,251,713	100.00	2,251,713
14	Ravinder Jain (HUF)	AAEHR7553M		4,135,000	-	-	4,135,000	6.75	4,135,000	-	4,135,000	6.75	-	6.05	-	-	-	-	4,135,000
15	Rajesh Jain (HUF)	AABHR5243M		3,750,799	-	-	3,750,799	6.12	3,750,799	-	3,750,799	6.12	-	5.49	-	-	3,750,799	100.00	3,750,799
16	Sandeep Jain (HUF)	AAHHS5082H		4,105,000	-	-	4,105,000	6.70	4,105,000	-	4,105,000	6.70	-	6.00	-	-	4,105,000	100.00	4,105,000
17	Mr. Abhey Kumar Jain	AAEPJ0017G		1,000	-	-	1,000	0.00	1,000	-	1,000	0.00	-	0.00	-	-	-	-	1,000
18	Mr. Ashish Jain	AALPJ7330H		500	-	-	500	0.00	500	-	500	0.00	-	0.00	-	-	-	-	500
(b)	Central Government/ State Government(s)			-	-	-	-	-	-	-	-	-	-	-	-	-	-	-	-
(c)	Financial Institutions/ Banks			-	-	-	-	-	-	-	-	-	-	-	-	-	-	-	-
(d)	Firms		2	2,313,454	-	-	2,313,454	3.78	2,313,454	-	2,313,454	3.78	-	3.38	-	-	-	-	2,313,454



Category & Name of the Shareholders (I)	PAN (II)	No. of shareholder (III)	No. of fully paid up equity shares held (IV)	Partly paid up equity shares held (V)	Nos. of shares underlying Depository Receipts (VI)	Total nos. shares held (VII)=(IV)+(V)+(VI)	Shareholding % calculated as per SCRR, 1957 (VIII) As a % of (A+B+C2)	Number of Voting Rights held in each class of securities (IX)			No. of shares Underlying Outstanding convertible Securities (including Warrants) (X)	Shareholding as a % assuming full conversion of convertible securities (as a % of diluted share capital)	Number of Locked in shares (XII)		Number of Shares Pledged or otherwise encumbered (XIII)		Number of equity shares held in dematerialized form (XIV)		
								Class X	Class Y	Total			No. (a)	As a % of total shares held (b)	No. (a)	As a % of total shares held (b)			
								No. of Voting Rights			Total as a % of Total Voting Rights	(XI)=(VII)+(X) as a % of A+B+C2	No. (a)	As a % of total shares held (b)	No. (a)	As a % of total shares held (b)			
(I)	(II)	(III)	(IV)	(V)	(VI)	(VII)	(VIII)	Class X	Class Y	Total		(X)	(XI)	(XII)	(XIII)	(XIV)			
1	First Lucre Partnership Co.	AABFF3948D	2,255,815	-	-	2,255,815	3.68	2,255,815	-	2,255,815	3.68	-	3.30	-	-	-	2,255,815		
2	Second Lucre Partnership Co. through Ms. Rashmi Jain	ABDFS2560F	57,639	-	-	57,639	0.09	57,639	-	57,639	0.09	-	0.08	-	-	-	57,639		
Sub Total(A)(1)			20	45,074,866	-	-	45,074,866	73.59	45,074,866	-	45,074,866	73.59	-	65.94	-	-	31,262,112	69.36	45,074,866
2	Foreign																		
a	Individuals (Non-Residents Individuals/ Foreign Individuals)		-	-	-	-	-	-	-	-	-	-	-	-	-	-	-	-	-
b	Government		-	-	-	-	-	-	-	-	-	-	-	-	-	-	-	-	-
c	Institutions		-	-	-	-	-	-	-	-	-	-	-	-	-	-	-	-	-
d	Foreign Portfolio Investor		-	-	-	-	-	-	-	-	-	-	-	-	-	-	-	-	-
e	Any Others (Specify)		-	-	-	-	-	-	-	-	-	-	-	-	-	-	-	-	-
Sub Total(A)(2)																			
Total Shareholding of Promoter and Promoter Group (A)=(A)(1)+(A)(2)			20	45,074,866	-	-	45,074,866	73.59	45,074,866	-	45,074,866	73.59	-	65.94	-	-	31,262,112	69.36	45,074,866


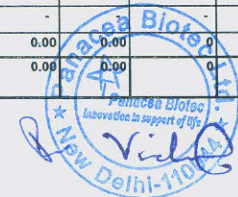


Table III - Statement showing shareholding pattern of the Public shareholder

Category & Name of the Shareholders	PAN	No. of shareholder	No. of fully paid up equity shares held	Partly paid up equity shares held	Nos. of shares underlying Depository Receipts	Total nos. shares held (VII)=(IV)+(V)+(VI)	Shareholding % calculated as per SCRR, 1957 As a % of (A+B+C2)	Number of Voting Rights held in each class of securities (IX)			No. of shares Underlying Outstanding convertible Securities (including Warrants)	Total Shareholding as a % assuming full conversion of convertible securities (as a % of diluted share capital)	Number of Locked in shares		Number of Shares Pledged or otherwise encumbered		Number of equity shares held in dematerialized form		
								Class X	Class Y	Total			No. (a)	As a % of total shares held (b)	No. (Not applicable) (a)	As a % of total shares held (Not applicable) (b)			
																		(X)	(XI)
1	Institutions																		
(a)	Mutual Funds/ UTI		1	976,048	-	-	976,048	1.59	976,048	-	976,048	1.59	-	1.43	-	-	-	-	976,048
	ICICI Prudential Pharma Healthcare and Diagnostics (P.H.D) Fund	AAAAI0038F		976,048	-	-	976,048	1.59	976,048	-	976,048	1.59	-	1.43	-	-	-	-	976,048
(b)	Venture Capital Funds		-	-	-	-	-	-	-	-	-	-	-	-	-	-	-	-	-
(c)	Alternate Investment Funds		2	-	-	-	-	-	-	-	-	-	6,115,556	8.95	-	-	-	-	-
(d)	Foreign Venture Capital Investors		-	-	-	-	-	-	-	-	-	-	-	-	-	-	-	-	-
(e)	Foreign Portfolio Investors		3	118,578	-	-	118,578	0.19	118,578	-	118,578	0.19	-	0.17	-	-	-	-	118,578
(f)	Financial Institutions/ Banks		2	8,026	-	-	8,026	0.01	8,026	-	8,026	0.01	-	0.01	-	-	-	-	8,026
(g)	Insurance Companies		-	-	-	-	-	-	-	-	-	-	-	-	-	-	-	-	-
(h)	Provident Funds/ Pension Funds		-	-	-	-	-	-	-	-	-	-	-	-	-	-	-	-	-
(i)	Any Other (specify)		-	-	-	-	-	-	-	-	-	-	-	-	-	-	-	-	-
	Sub-Total (B)(1)		8	1,102,652	-	-	1,102,652	1.80	1,102,652	-	1,102,652	1.80	6,115,556	10.56	-	-	-	-	1,102,652
2	Central Government/ State Government(s)/ President of India		-	-	-	-	-	-	-	-	-	-	-	-	-	-	-	-	-
	Sub-Total (B)(2)		-	-	-	-	-	-	-	-	-	-	-	-	-	-	-	-	-
3	Non-institutions																		
a	Individuals																		
i	Individual shareholders holding nominal share capital up to Rs 2 lakh		10,199	4,264,225	-	-	4,264,225	6.96	4,264,225	-	4,264,225	6.96	-	6.24	-	-	-	-	4,030,974
ii	Individual shareholders holding nominal share capital in excess of Rs. 2 lakh.		1	3,157,034	-	-	3,157,034	5.15	3,157,034	-	3,157,034	5.15	-	4.62	-	-	-	-	3,157,034
	Adar Cyrus Poonawalla	AFEP9955N		3,157,034	-	-	3,157,034	5.15	3,157,034	-	3,157,034	5.15	-	4.62	-	-	-	-	3,157,034
b	NBFCs registered with RBI		-	-	-	-	-	-	-	-	-	-	-	-	-	-	-	-	-
c	Employee Trusts		-	-	-	-	-	-	-	-	-	-	-	-	-	-	-	-	-
d	Overseas Depositories (holding DRs) (balancing figure)		-	-	-	-	-	-	-	-	-	-	-	-	-	-	-	-	-
e	Any Other (specify)																		
	Body Corporate		142	6,882,769	-	-	6,882,769	11.24	6,882,769	-	6,882,769	11.24	995,555	11.52	-	-	-	-	6,882,769
	Serum Institute of India Pvt. Ltd.	AABCS4225M		5,774,732	-	-	5,774,732	9.43	5,774,732	-	5,774,732	9.43	-	8.45	-	-	-	-	5,774,732
	Clearing Members		52	36,587	-	-	36,587	0.06	36,587	-	36,587	0.06	-	0.05	-	-	-	-	36,587
	HUF		264	197,567	-	-	197,567	0.32	197,567	-	197,567	0.32	-	0.29	-	-	-	-	197,567
	NRI		195	86,229	-	-	86,229	0.14	86,229	-	86,229	0.14	-	0.13	-	-	-	-	86,229
	OCB		1	183,300	-	-	183,300	0.30	183,300	-	183,300	0.30	-	0.27	-	-	-	-	183,300
	Investor Education and Protection Fund Authority of Ministry of Corporate Affairs		1	115,278	-	-	115,278	0.19	115,278	-	115,278	0.19	-	0.17	-	-	-	-	115,278
	Others		23	150,239	-	-	150,239	0.25	150,239	-	150,239	0.25	-	0.22	-	-	-	-	150,239
	Sub-Total (B)(3)		10,878	15,073,228	0	0	15,073,228	24.61	15,073,228	0.00	15,073,228	24.61	995,555	23.51	0.00	0.00	0.00	0.00	14,839,977
	Total Public Shareholding (B)= (B)(1)+(B)(2)+(B)(3)		10,886	16,175,880	0	0	16,175,880	26.41	16,175,880	0.00	16,175,880	26.41	7,111,111	34.06	0.00	0.00	0.00	0.00	15,942,629



Details of the shareholders acting as Persons in Concert (PAC) including their Shareholding (No. and %)

S.No.	Name of Shareholder	Name of PAC	No. of Shares	Holding %
1	Serum Institute of India Pvt. Ltd.	Adar Cyrus Poonawalla	3,157,034	5.15
2	Serum Institute of India Pvt. Ltd.	Apoorva Realtors & Finvest Pvt. Ltd.	322,082	0.53
3	Serum Institute of India Pvt. Ltd.	Chakan Investment Pvt. Ltd.	222,149	0.36
4	Serum Institute of India Pvt. Ltd.	Corpint Investments Pvt. Ltd.	175,753	0.29
5	Serum Institute of India Pvt. Ltd.	Poonawalla Investment and Industries Pvt. Ltd.	79,610	0.13
6	Serum Institute of India Pvt. Ltd.	Fortune Intercontinental Pvt. Ltd.	35,000	0.06

Details of the shares which remain unclaimed may be given here along with details such as number of shareholders, outstanding shares held in demat/unclaimed suspense account, voting rights which are frozen etc.: NIL

Note:

(1) PAN would not be displayed on the website of Stock exchange (s)

(2) The above format needs to be disclosed along with the name of the following persons:
Institutions/Non-Institution holding more than 1% of total number of shares.

(3) W.r.t. the information pertaining to the Depository Receipts, the same may be disclosed in the respective columns to the extent information available and to the balance to be disclosed as held by custodian.



Table IV - Statement showing shareholding pattern of the Non Promoter- Non Public Shareholder

	Category & Name of the Shareholders	PAN	No. of shareholder	No. of fully paid up equity shares held	Partly paid up equity shares held	Nos. of shares underlying Depository Receipts	Total nos. shares held (VII)=(IV)+(V)+(VI)	Shareholding % calculated as per SCRR, 1957 As a % of (A+B+C2)	Number of Voting Rights held in each class of securities (IX)			No. of shares Underlying Outstanding convertible Securities (including Warrants)	Total Shareholding as a % assuming full conversion of convertible securities (as a % of diluted share capital)	Number of Locked in shares		Number of Shares Pledged or otherwise encumbered		Number of equity shares held in dematerialized form (Not Applicable)	
									Class X	Class Y	Total			Total as a % of Total Voting Rights	No. (a)	As a % of total shares held (b)	No. (Not applicable) (a)		As a % of total shares held (Not applicable) (b)
(I)	(II)	(III)	(IV)	(V)	(VI)	(VII)	(VIII)	Class X	Class Y	Total	(X)	(XI)	(XII)	(XIII)	(XIV)				
1	Custodian/DR Holder																		
(a)	Name of DR Holder (if available)																		
(i)	abc...																		
(ii)	efg...																		
2	Employee Benefit Trust (under SEBI (Share based Employee Benefit) Regulations, 2014																		
(c)	Name (abc...)																		
	Total Non- Promoter- Non Public Shareholding (C)= (C)(1)+(C)(2)																		

Note:

(1) PAN would not be displayed on the website of Stock exchange (s)

(2) The above format needs to be disclosed along with the name of the following persons:

Institutions/Non-Institution holding more than 1% of total number of shares.

(3) W.r.t. the information pertaining to the Depository Receipts, the same may be disclosed in the respective columns to the extent information available and to the balance to be disclosed as held by custodian.



Sr. No.	Details of the SBO					Details of the registered owner					Details of holding/ exercise of right of the SBO in the reporting company, whether direct or indirect*					Date of creation / acquisition of significant beneficial interest
	Name	PAN	Passport No. in case of a foreign national	Nationality	Nationality (Applicable in case of Any other is selected)	Name	PAN	Passport No. in case of a foreign national	Nationality	Nationality (Applicable in case of Any other is selected)	Whether by virtue of:					
											Shares	Voting rights	Rights on distributable dividend or any other distribution	Exercise of control	Exercise of significant influence	
1	Mr. Soshil Kumar Jain	AAGPJ1258H	-	Indian	-	Soshil Kumar Jain (HUF)	AAEHS2207P	-	Indian		3.68%	-	-	-	-	31-03-1993
						First Lucre Partnership Co.	AABFF3948D				3.68%	-	-	-	-	12-11-2008
						Mr. Soshil Kumar Jain (Direct Holding)	AAGPJ1258H				8.16%	-	-	-	-	02-02-1984
2	Dr. Rajesh Jain	AAGPJ1259G	-	Indian	-	Rajesh Jain (HUF)	AABHR5243M	-	Indian		6.12%	-	-	-	-	30-07-1997
						First Lucre Partnership Co.	AABFF3948D				3.68%	-	-	-	-	12-11-2008
						Dr. Rajesh Jain (Direct Holding)	AAGPJ1259G				10.14%	-	-	-	-	15-11-1984
3	Mr. Sandeep Jain	ADJPJ6765H	-	Indian	-	Sandeep Jain (HUF)	AAHHS5082H	-	Indian		6.70%	-	-	-	-	30-07-1997
						First Lucre Partnership Co.	AABFF3948D				3.68%	-	-	-	-	12-11-2008
						Mr. Sandeep Jain (Direct Holding)	ADJPJ6765H				7.82%	-	-	-	-	15-11-1984
4	Mrs. Sunanda Jain	AAIPJ5281E	-	Indian	-	Ravinder Jain (HUF)	AAEHR7553M	-	Indian		6.75%	-	-	-	-	21-02-2018
						First Lucre Partnership Co.	AABFF3948D				3.68%	-	-	-	-	12-11-2008
						Mrs. Sunanda Jain (Direct Holding)	AAIPJ5281E				10.85%	-	-	-	-	27-09-1996

