

Panacea Biotec
Innovation in support of life

July 19, 2018

The Manager, Listing Department
The National Stock Exchange of India Ltd.
Exchange Plaza, Bandra Kurla Complex,
Bandra (E),
Mumbai – 400 051
Fax No.:022-26598237 / 38
NSE Symbol : PANACEABIO

The Manager, Listing Department
BSE Ltd.
Phiroze Jeejeebhoy Towers,
Dalal Street,
Mumbai – 400 001
Fax No.:022-22721919, 3121
BSE Scrip Code: 531349

Reg.: Shareholding Pattern for the quarter ended 30th June, 2018

Dear Sir,

Pursuant to Regulation 31(1)(b) of SEBI (Listing Obligations and Disclosure Requirements) Regulations, 2015, please find enclosed herewith the Shareholding Pattern of the Company for the quarter ended 30th June, 2018.

This is for your kind information and record please.

Thanking you,

Sincerely yours,
For Panacea Biotec Ltd.


Vinod Goel
Group CFO and Head Legal & Company Secretary



Encl. As Above

B1 Extn. /G3, Mohan Co-op Indl. Estate,
Mathura Road, New Delhi -110044
Email: vinodgoel@panaceabiotec.com
Phone: D.I.D. +91-11-4167 9015
Fax: +91-11-4167 9070

Panacea Biotec Ltd.

CIN: L33117PB1984PLC022350

Registered Office: Ambala-Chandigarh Highway, Lalru - 140 501, Punjab, India. Ph.: +91-1762-505900, Fax: +91-1762-505906.
e-mail: corporate@panaceabiotec.com website: www.panaceabiotec.com

Introductory Table

Name of the Listed Entity: Panacea Biotec Limited
Scrip Code, Name of the scrip, Class of security: BSE: 531349, NSE: PANACEABIO, Equity Shares
Shareholding Pattern Filed under: Reg. 31(1)(b)
Report for the Quarter ended: 30th June, 2018

Declaration:

Particulars	Yes	No
Whether the Listed Entity has issued any partly paid up shares?		✓
Whether the Listed Entity has issued any Convertible Securities or warrants ?		✓
Whether the Listed Entity has any shares against which depository receipts are issued		✓
Whether the Listed Entity has any shares in Locked-in?		✓
Whether any shares held by promoters are pledge or otherwise encumbered?	✓	
Whether the Listed Entity has issued any differential Voting Rights?		✓

The tabular format for disclosure of holding of specified securities is as follows:-




Table I - Summary Statement holding of specified securities																		
Category	Category of Shareholder	No. of Shareholders	No. of fully paid up equity shares held (IV)	No. of partly paid up equity shares held (V)	No. of shares underlying Depository Receipts (VI)	Total no. of shares held (VII)=(IV)+(V)+(VI)	Shareholding as a % of total no. of shares (calculated as per SCRR 1957) (VIII) As a % of (A+B+C2)	Number of Voting Rights held in each class of securities (IX)			No. of shares Underlying Outstanding convertible Securities (including Warrants)	Shareholding as a % assuming full conversion of convertible securities (as a % of diluted share capital)	No. of Locked in shares		Number of Shares Pledged or otherwise encumbered		Number of equity shares held in dematerialized form	
								Class eg: x	Class eg: y	Total			Total as % of (A+B+C)	(XI)=(VII)+(X) As a % of (A+B+C2)	No. (a)	As a % of total shares held (b)		No. (a)
(I)	(II)	(III)	(IV)	(V)	(VI)	(VII)	(VIII)	Class eg: x	Class eg: y	Total	(X)	(XI)	(XII)		(XIII)		(XIV)	
(A)	Promoter and Promoter Group	20	45,370,684	-	-	45,370,684	74.07	45,370,684	-	45,370,684	74.07	-	74.07	-	-	16,005,600	35.28	45,370,684
(B)	Public	11,509	15,880,062	-	-	15,880,062	25.93	15,880,062	-	15,880,062	25.93	-	25.93	-	-	-	-	15,550,301
(C)	Non Promoter-Non Public	-	-	-	-	-	-	-	-	-	-	-	-	-	-	-	-	-
(C1)	Shares underlying DRs	-	-	-	-	-	-	-	-	-	-	-	-	-	-	-	-	-
(C2)	Shares held by Employee Trusts	-	-	-	-	-	-	-	-	-	-	-	-	-	-	-	-	-
	Total	11,529	61,250,746	-	-	61,250,746	100.00	61,250,746	-	61,250,746	100.00	-	100.00	-	-	16,005,600	26.13	60,920,985



Table II - Statement showing shareholding pattern of the Promoter and Promoter Group

Category & Name of the Shareholders (I)	PAN (II)	No. of shareholder (III)	No. of fully paid up equity shares held (IV)	Partly paid up equity shares held (V)	Nos. of shares underlying Depository Receipts (VI)	Total nos. shares held (VII)=(IV)+(V)+(VI)	Shareholding % calculated as per SCRR, 1957 (VIII) As a % of (A+B+C2)	Number of Voting Rights held in each class of securities (IX)			No. of shares Underlying Outstanding convertible Securities (including Warrants) (X)	Shareholding as a % assuming full conversion of convertible securities (as a % of diluted share capital) (XI)=(VII)+(X) as a % of A+B+C2	Number of Locked in shares (XII)		Number of Shares Pledged or otherwise encumbered (XIII)		Number of equity shares held in dematerialized form (XIV)	
								Class X	Class Y	Total			No. (a)	As a % of total shares held (b)	No. (a)	As a % of total shares held (b)		
																		No. of Voting Rights
(I)	(II)	(III)	(IV)	(V)	(VI)	(VII)	(VIII)	Class X	Class Y	Total	(X)	(XI)	(XII)	(XIII)	(XIV)			
1 Indian																		
(a) Individuals/ Hindu Undivided Family		18	43,057,230	-	-	43,057,230	70.30	43,057,230	-	43,057,230	70.30	-	70.30	-	-	16,005,600	37.17	43,057,230
Promoters																		
1 Mr. Soshil Kumar Jain	AAGPJ1258H		5,000,000	-	-	5,000,000	8.16	5,000,000	-	5,000,000	8.16	-	8.16	-	-	5,000,000	100.00	5,000,000
2 Dr. Rajesh Jain	AAGPJ1259G		6,213,500	-	-	6,213,500	10.14	6,213,500	-	6,213,500	10.14	-	10.14	-	-	6,213,500	100.00	6,213,500
3 Mr. Sandeep Jain	ADJPJ6765H		4,792,100	-	-	4,792,100	7.82	4,792,100	-	4,792,100	7.82	-	7.82	-	-	4,792,100	100.00	4,792,100
Promoters' Group																		
4 Mrs. Nirmala Jain	AAGPJ1254M		2,511,000	-	-	2,511,000	4.10	2,511,000	-	2,511,000	4.10	-	4.10	-	-	-	-	2,511,000
5 Mrs. Sunanda Jain	AAIPJ5281E		6,647,300	-	-	6,647,300	10.85	6,647,300	-	6,647,300	10.85	-	10.85	-	-	-	-	6,647,300
6 Mrs. Meena Jain	AAGPJ1255L		897,000	-	-	897,000	1.46	897,000	-	897,000	1.46	-	1.46	-	-	-	-	897,000
7 Mrs. Pamilla Jain	AAGPJ1256K		816,500	-	-	816,500	1.33	816,500	-	816,500	1.33	-	1.33	-	-	-	-	816,500
8 Mr. Sumit Jain	AEFPJ8134D		358,500	-	-	358,500	0.59	358,500	-	358,500	0.59	-	0.59	-	-	-	-	358,500
9 Mrs. Radhika Jain	ADUPJ2099P		357,000	-	-	357,000	0.58	357,000	-	357,000	0.58	-	0.58	-	-	-	-	357,000
10 Mr. Ankesh Jain	AHFPJ0287Q		307,000	-	-	307,000	0.50	307,000	-	307,000	0.50	-	0.50	-	-	-	-	307,000
11 Mr. Harshet Jain	AHFPJ0403J		299,500	-	-	299,500	0.49	299,500	-	299,500	0.49	-	0.49	-	-	-	-	299,500
12 Mrs. Priyanka Jain	AHFPJ0288B		318,000	-	-	318,000	0.52	318,000	-	318,000	0.52	-	0.52	-	-	-	-	318,000
13 Mr. Abhey Kumar Jain	AAEPJ0017G		1,000	-	-	1,000	0.00	1,000	-	1,000	0.00	-	0.00	-	-	-	-	1,000
14 Mr. Ashish Jain	AALPJ7330H		500	-	-	500	0.00	500	-	500	0.00	-	0.00	-	-	-	-	500
15 Soshil Kumar Jain (HUF)	AAEHS2207P		2,251,713	-	-	2,251,713	3.68	2,251,713	-	2,251,713	3.68	-	3.68	-	-	-	-	2,251,713
16 Ravinder Jain (HUF)	AAEHR7553M		4,135,000	-	-	4,135,000	6.75	4,135,000	-	4,135,000	6.75	-	6.75	-	-	-	-	4,135,000
17 Rajesh Jain (HUF)	AABHR5243M		4,046,617	-	-	4,046,617	6.61	4,046,617	-	4,046,617	6.61	-	6.61	-	-	-	-	4,046,617



Category & Name of the Shareholders (I)	PAN (II)	No. of shareholder (III)	No. of fully paid up equity shares held (IV)	Partly paid up equity shares held (V)	Nos. of shares underlying Depository Receipts (VI)	Total nos. shares held (VII)=(IV)+(V)+(VI)	Shareholding % calculated as per SCRR, 1957 (VIII) As a % of (A+B+C2)	Number of Voting Rights held in each class of securities (IX)			No. of shares Underlying Outstanding convertible Securities (including Warrants) (X)	Shareholding as a % assuming full conversion of convertible securities (as a % of diluted share capital)	Number of Locked in shares (XII)		Number of Shares Pledged or otherwise encumbered (XIII)		Number of equity shares held in dematerialized form (XIV)		
								No. of Voting Rights					Total as a % of Total Voting Rights	(XI)=(VII)+(X) as a % of A+B+C2	No. (a)	As a % of total shares held (b)		No. (a)	As a % of total shares held (b)
								Class X	Class Y	Total									
(I)	(II)	(III)	(IV)	(V)	(VI)	(VII)	(VIII)	Class X	Class Y	Total	(X)	(XI)	(XII)	(XIII)	(XIV)				
18	Sandeep Jain (HUF)	AAHHS5082H	4,105,000	-	-	4,105,000	6.70	4,105,000	-	4,105,000	6.70	-	6.70	-	-	-	-	4,105,000	
(b)	Central Government/ State Government(s)		-	-	-	-	-	-	-	-	-	-	-	-	-	-	-	-	
(c)	Financial Institutions/ Banks		-	-	-	-	-	-	-	-	-	-	-	-	-	-	-	-	
(d)	Firms		2	2,313,454	-	2,313,454	3.78	2,313,454	-	2,313,454	3.78	-	3.78	-	-	-	-	2,313,454	
	First Lucre Partnership Co.	AABFF3948D		2,255,815	-	2,255,815	3.68	2,255,815	-	2,255,815	3.68	-	3.68	-	-	-	-	2,255,815	
	Second Lucre Partnership Co. through Ms. Rashmi Jain	ABDFS2560F		57,639	-	57,639	0.09	57,639	-	57,639	0.09	-	0.09	-	-	-	-	57,639	
	Sub Total(A)(1)		20	45,370,684	-	45,370,684	74.07	45,370,684	-	45,370,684	74.07	-	74.07	-	-	16,005,600	35.28	45,370,684	
2	Foreign																		
a	Individuals (Non-Residents Individuals/ Foreign Individuals)																		
b	Government																		
c	Institutions																		
d	Foreign Portfolio Investor																		
e	Any Others (Specify)																		
	Sub Total(A)(2)																		
	Total Shareholding of Promoter and Promoter Group (A)= (A)(1)+(A)(2)		20	45,370,684	-	45,370,684	74.07	45,370,684	-	45,370,684	74.07	-	74.07	-	-	16,005,600	35.28	45,370,684	




Table III - Statement showing shareholding pattern of the Public shareholder

Category & Name of the Shareholders	PAN	No. of shareholder	No. of fully paid up equity shares held	Partly paid up equity shares held	Nos. of shares underlying Depository Receipts	Total nos. shares held (VII)=(IV)+(V)+(VI)	Shareholding % calculated as per SCRR, 1957 As a % of (A+B+C2)	Number of Voting Rights held in each class of securities (IX)			No. of shares Underlying Outstanding convertible Securities (including Warrants)	Total Shareholding as a % assuming full conversion of convertible securities (as a % of diluted share capital)	Number of Locked in shares		Number of Shares Pledged or otherwise encumbered		Number of equity shares held in dematerialized form
								Class X	Class Y	Total			No. (a)	As a % of total shares held (b)	No. (Not applicable) (a)	As a % of total shares held (Not applicable) (b)	
(I)	(II)	(III)	(IV)	(V)	(VI)	(VII)	(VIII)	Class X	Class Y	Total	(X)	(XI)	(XII)	(XIII)	(XIV)		
1 Institutions																	
(a) Mutual Funds/ UTI		-	-	-	-	-	-	-	-	-	-	-	-	-	-	-	-
(b) Venture Capital Funds		-	-	-	-	-	-	-	-	-	-	-	-	-	-	-	-
(c) Alternate Investment Funds		-	-	-	-	-	-	-	-	-	-	-	-	-	-	-	-
(d) Foreign Venture Capital Investors		-	-	-	-	-	-	-	-	-	-	-	-	-	-	-	-
(e) Foreign Portfolio Investors		-	-	-	-	0	-	-	-	-	-	-	-	-	-	-	-
(f) Financial Institutions/ Banks		3	47,102	-	-	47,102	0.08	47,102	-	47,102	0.08	-	0.08	-	-	-	47,102
(g) Insurance Companies		-	-	-	-	-	-	-	-	-	-	-	-	-	-	-	-
(h) Provident Funds/ Pension Funds		-	-	-	-	-	-	-	-	-	-	-	-	-	-	-	-
(i) Any Other (specify)		-	-	-	-	-	-	-	-	-	-	-	-	-	-	-	-
Sub-Total (B)(1)		3	47,102	-	-	47,102	0.08	47,102	-	47,102	0.08	-	0.08	-	-	-	47,102
2 Central Government/ State Government(s)/ President of India		-	-	-	-	-	-	-	-	-	-	-	-	-	-	-	-
Sub-Total (B)(2)		-	-	-	-	-	-	-	-	-	-	-	-	-	-	-	-
3 Non-institutions																	
a Individuals																	
i Individual shareholders holding nominal share capital up to Rs 2 lakh		10,689	4,164,886	-	-	4,164,886	6.80	4,164,886	-	4,164,886	6.80	-	6.80	-	-	-	3,835,125
ii Individual shareholders holding nominal share capital in excess of Rs. 2 lakh.		1	3,157,034	-	-	3,157,034	5.15	3,157,034	-	3,157,034	5.15	-	5.15	-	-	-	3,157,034
Adar Cyrus Poonawalla	AFEP9955N		3,157,034	-	-	3,157,034	5.15	3,157,034	-	3,157,034	5.15	-	5.15	-	-	-	3,157,034
b NBFCs registered with RBI		-	-	-	-	-	-	-	-	-	-	-	-	-	-	-	-
c Employee Trusts		-	-	-	-	-	-	-	-	-	-	-	-	-	-	-	-
d Overseas Depositories (holding DRs) (balancing figure)		-	-	-	-	-	-	-	-	-	-	-	-	-	-	-	-
e Any Other (specify)																	
Body Corporate		313	7,948,698	-	-	7,948,698	12.98	7,948,698	-	7,948,698	12.98	-	12.98	-	-	-	7,948,698
Serum Institute of India Pvt. Ltd.	AABCS4225M		5,774,732	-	-	5,774,732	9.43	5,774,732	-	5,774,732	9.43	-	9.43	-	-	-	5,774,732
Apoorva Realtors & Finvest Private Limited	AABCA5813H		760,662	-	-	760,662	1.24	760,662	-	760,662	1.24	-	1.24	-	-	-	760,662
Clearing Members		26	30,534	-	-	30,534	0.05	30,534	-	30,534	0.05	-	0.05	-	-	-	30,534
HUF		258	148,208	-	-	148,208	0.24	148,208	-	148,208	0.24	-	0.24	-	-	-	148,208
NRI		211	106,929	-	-	106,929	0.17	106,929	-	106,929	0.17	-	0.17	-	-	-	106,929
OCB		1	183,350	-	-	183,350	0.30	183,350	-	183,350	0.30	-	0.30	-	-	-	183,350
Foreign corporate bodies		7	93,321	-	-	93,321	0.15	93,321	-	93,321	0.15	-	0.15	-	-	-	93,321
Sub-Total (B)(3)		11,506	15,832,960	0	0	15,832,960	25.85	15,832,960	0.00	15,832,960	25.85	0.00	25.85	0.00	0.00	0.00	15,503,199
Total Public Shareholding (B)=(B)(1)+(B)(2)+(B)(3)		11,509	15,880,062	0	0	15,880,062	25.93	15,880,062	0.00	15,880,062	25.93	0.00	25.93	0.00	0.00	0.00	15,550,301



Details of the shareholders acting as Persons in Concert (PAC) including their Shareholding (No. and %)

S.No.	Name of PAC	No. of Shares	Holding %
1	Serum Institute of India Pvt. Limited	5,774,732	9.43
2	Adar Cyrus Poonawalla	3,157,034	5.15
3	Apoorva Realtors & Finvest Private Limited	760,662	1.24
4	Chakan Investment Private Limited	222,149	0.36
5	Corpint Investments Pvt. Ltd.	175,753	0.29
6	Poonawalla Investment and Industries Private Limited	79,610	0.13
7	Fortune Intercontinental Private Limited	35,000	0.06

Details of the shares which remain unclaimed may be given here along with details such as number of shareholders, outstanding shares held in demat/unclaimed suspense account, voting rights which are frozen etc.: NIL

Note:

(1) PAN would not be displayed on the website of Stock exchange (s)

(2) The above format needs to be disclosed along with the name of the following persons:
Institutions/Non-Institution holding more than 1% of total number of shares.

(3) W.r.t. the information pertaining to the Depository Receipts, the same may be disclosed in the respective columns to the extent information available and to the balance to be disclosed as held by custodian.




Table IV - Statement showing shareholding pattern of the Non Promoter- Non Public Shareholder

	Category & Name of the Shareholders	PAN	No. of shareholder	No. of fully paid up equity shares held	Partly paid up equity shares held	Nos. of shares underlying Depository Receipts	Total nos. shares held (VII)=(IV)+(V)+(VI)	Shareholding % calculated as per SCRR, 1957 As a % of (A+B+C2)	Number of Voting Rights held in each class of securities (IX)			No. of shares Underlying Outstanding convertible Securities (including Warrants)	Total Shareholding as a % assuming full conversion of convertible securities (as a % of diluted share capital)	Number of Locked in shares		Number of Shares Pledged or otherwise encumbered		Number of equity shares held in dematerialized form (Not Applicable)
									Class X	Class Y	Total			Total as a % of Total Voting Rights	(XI)=(VII)+(X) as a % of A+B+C2	No. (a)	As a % of total shares held (b)	
	(I)	(II)	(III)	(IV)	(V)	(VI)	(VII)	(VIII)	Class X	Class Y	Total	(X)	(XI)	(XII)	(XIII)	(XIV)		
1	Custodian/DR Holder																	
(a)	Name of DR Holder (if available)																	
(i)	abc...																	
(ii)	efg...																	
2	Employee Benefit Trust (under SEBI (Share based Employee Benefit) Regulations, 2014																	
(c)	Name (abc...)																	
	Total Non- Promoter- Non Public Shareholding (C)= (C)(1)+(C)(2)																	

Note:

(1) PAN would not be displayed on the website of Stock exchange (s)

(2) The above format needs to be disclosed along with the name of the following persons:

Institutions/Non-Institution holding more than 1% of total number of shares.

(3) W.r.t. the information pertaining to the Depository Receipts, the same may be disclosed in the respective columns to the extent information available and to the balance to be disclosed as held by custodian.

