



Panacea Biotec
Innovation in support of life

July 17, 2017

The Manager, Listing Department
The National Stock Exchange of India Ltd.
Exchange Plaza, Bandra Kurla Complex,
Bandra (E),
Mumbai – 400 051
Fax No.:022-26598237 / 38
NSE Symbol : PANACEABIO

The Manager, Listing Department
BSE Ltd.
Phiroze Jeejeebhoy Towers,
Dalal Street,
Mumbai – 400 001
Fax No.:022-22721919, 3121
BSE Scrip Code: 531349

Reg.: Shareholding Pattern for the quarter ended 30th June, 2017

Dear Sir,


Pursuant to Regulation 31(1)(b) of SEBI (Listing Obligations and Disclosure Requirements) Regulations, 2015, please find enclosed herewith the Shareholding Pattern of the Company for the quarter ended 30th June, 2017.

This is for your kind information and record please.

Thanking you,

Sincerely yours,

For **Panacea Biotec Ltd.**



Vinod Goel

Group CFO and Head Legal & Company Secretary



Encl. As Above.

B1 Extn. /G3, Mohan Co-op Indl. Estate,
Mathura Road, New Delhi -110044
Email: vinodgoel@panaceabiotec.com
Phone: D.I.D. +91-11-4167 9015
Fax: +91-11-4167 9070

Panacea Biotec Ltd.

CIN: L33117PB1984PLC022350

Registered Office: Ambala-Chandigarh Highway, Lalru - 140 501, Punjab, India. Ph.: +91-1762-505900, Fax: +91-1762-505906.
e-mail: corporate@panaceabiotec.com website: www.panaceabiotec.com

Introductory Table

Name of the Listed Entity: Panacea Biotec Limited

Scrip Code, Name of the scrip, Class of security: BSE: 531349, NSE: PANACEABIO, Equity Shares

Shareholding Pattern Filed under Reg. 31(1)(b)

Report for the Quarter ended 30th June, 2017

Declaration:

Particulars	Yes	No
Whether the Listed Entity has issued any partly paid up shares?		✓
Whether the Listed Entity has issued any Convertible Securities or warrants ?		✓
Whether the Listed Entity has any shares against which depository receipts are issued		✓
Whether the Listed Entity has any shares in Locked-in?		✓
Whether any shares held by promoters are pledge or otherwise encumbered?	✓	
Whether the Listed Entity has issued any differential Voting Rights?		✓

The tabular format for disclosure of holding of specified securities is as follows:-




Table I - Summary Statement holding of specified securities

Category	Category of Shareholder	No. of Shareholders	No. of fully paid up equity shares held (IV)	No. of partly paid up equity shares held (V)	No. of shares underlying Depository Receipts (VI)	Total no. of shares held (VII)=(IV)+(V)+(VI)	Shareholding as a % of total no. of shares (calculated as per SCRR 1957) (VIII) As a % of (A+B+C2)	Number of Voting Rights held in each class of securities (IX)			No. of shares Underlying Outstanding convertible Securities (including Warrants)	Shareholding as a % assuming full conversion of convertible securities (as a % of diluted share capital)	No. of Locked in shares		Number of Shares Pledged or otherwise encumbered		Number of equity shares held in dematerialized form	
								No. of Voting Rights	Total as % of (A+B+C)	(X)=(VII)+(X) As a % of (A+B+C2)			No. (a)	As a % of total shares held (b)	No. (a)	As a % of total shares held (b)		
																		(I)
(I)	(II)	(III)	(IV)	(V)	(VI)	(VII)	(VIII)	Class eg: x	Class eg: y	Total	(X)	(XI)	(XII)	(XIII)	(XIV)			
(A)	Promoter and Promoter Group	21	45,692,567	-	-	45,692,567	74.60	45,692,567	-	45,692,567	74.60	-	74.60	-	-	16,005,600	35.03	45,692,567
(B)	Public	10,266	15,558,179	-	-	15,558,179	25.40	15,558,179	-	15,558,179	25.40	-	25.40	-	-	-	-	15,146,668
(C)	Non Promoter- Non Public	-	-	-	-	-	-	-	-	-	-	-	-	-	-	-	-	-
(C1)	Shares underlying DRs	-	-	-	-	-	-	-	-	-	-	-	-	-	-	-	-	-
(C2)	Shares held by Employee Trusts	-	-	-	-	-	-	-	-	-	-	-	-	-	-	-	-	-
	Total	10,287	61,250,746	-	-	61,250,746	100.00	61,250,746	-	61,250,746	100.00	-	100.00	-	-	16,005,600	26.13	60,839,235





Table II - Statement showing shareholding pattern of the Promoter and Promoter Group

Category & Name of the Shareholders (I)	PAN (II)	No. of share holder (III)	No. of fully paid up equity shares held (IV)	Partly paid up equity shares held (V)	Nos. of shares underlying Depository Receipts (VI)	Total nos. shares held (VII)=(IV)+(V)+(VI)	Shareholding % calculated as per SCRR, 1957 (VIII) As a % of (A+B+C2)	Number of Voting Rights held in each class of securities (IX)			No. of shares Underlying Outstanding convertible Securities (including Warrants) (X)	Shareholding as a % assuming full conversion of convertible securities (as a % of diluted share capital) (XI)=(VII)+(X) as a % of A+B+C2	Number of Locked in shares (XII)		Number of Shares Pledged or otherwise encumbered (XIII)		Number of equity shares held in dematerialized form (XIV)	
								Class X	Class Y	Total			No. (a)	As a % of total shares held (b)	No. (a)	As a % of total shares held (b)		
																		Total as a % of Total Voting Rights
(I)	(II)	(III)	(IV)	(V)	(VI)	(VII)	(VIII)	Class X	Class Y	Total	(X)	(XI)	(XII)	(XIII)	(XIV)			
1 Indian																		
(a) Individuals/ Hindu Undivided Family		19	43,379,113	-	-	43,379,113	70.82	43,379,113	-	43,379,113	70.82	-	70.82	-	-	16,005,600	36.90	43,379,113
Promoters																		
1 Mr. Soshil Kumar Jain	AAGPJ1258H		5,000,000	-	-	5,000,000	8.16	5,000,000	-	5,000,000	8.16	-	8.16	-	-	5,000,000	100.00	5,000,000
2 Mr. Ravinder Jain	AAEPR8620F		5,712,300	-	-	5,712,300	9.33	5,712,300	-	5,712,300	9.33	-	9.33	-	-	-	-	5,712,300
3 Dr. Rajesh Jain	AAGPJ1259G		6,213,500	-	-	6,213,500	10.14	6,213,500	-	6,213,500	10.14	-	10.14	-	-	6,213,500	100.00	6,213,500
4 Mr. Sandeep Jain	ADJPJ6765H		4,792,100	-	-	4,792,100	7.82	4,792,100	-	4,792,100	7.82	-	7.82	-	-	4,792,100	100.00	4,792,100
Promoters' Group																		
5 Mrs. Nirmala Jain	AAGPJ1254M		2,511,000	-	-	2,511,000	4.10	2,511,000	-	2,511,000	4.10	-	4.10	-	-	-	-	2,511,000
6 Mrs. Sunanda Jain	AAIPJ5281E		935,000	-	-	935,000	1.53	935,000	-	935,000	1.53	-	1.53	-	-	-	-	935,000
7 Mrs. Meena Jain	AAGPJ1255L		897,000	-	-	897,000	1.46	897,000	-	897,000	1.46	-	1.46	-	-	-	-	897,000
8 Mrs. Pamilla Jain	AAGPJ1256K		816,500	-	-	816,500	1.33	816,500	-	816,500	1.33	-	1.33	-	-	-	-	816,500
9 Mr. Sumit Jain	AEFPJ8134D		358,500	-	-	358,500	0.59	358,500	-	358,500	0.59	-	0.59	-	-	-	-	358,500
10 Mrs. Radhika Jain	ADUPJ2099P		357,000	-	-	357,000	0.58	357,000	-	357,000	0.58	-	0.58	-	-	-	-	357,000
11 Mr. Ankesh Jain	AHFPJ0287Q		307,000	-	-	307,000	0.50	307,000	-	307,000	0.50	-	0.50	-	-	-	-	307,000
12 Mr. Harshet Jain	AHFPJ0403J		299,500	-	-	299,500	0.49	299,500	-	299,500	0.49	-	0.49	-	-	-	-	299,500
13 Mrs. Priyanka Jain	AHFPJ0288B		318,000	-	-	318,000	0.52	318,000	-	318,000	0.52	-	0.52	-	-	-	-	318,000
14 Mr. Abhey Kumar Jain	AAEPJ0017G		1,000	-	-	1,000	0.00	1,000	-	1,000	0.00	-	0.00	-	-	-	-	1,000
15 Mr. Ashish Jain	AALPJ7330H		500	-	-	500	0.00	500	-	500	0.00	-	0.00	-	-	-	-	500
Soshil Kumar Jain (HUF)	AAEHS2207P		2,251,713	-	-	2,251,713	3.68	2,251,713	-	2,251,713	3.68	-	3.68	-	-	-	-	2,251,713
Ravinder Jain (HUF)	AAEHR7553M		4,135,000	-	-	4,135,000	6.75	4,135,000	-	4,135,000	6.75	-	6.75	-	-	-	-	4,135,000
Rajesh Jain (HUF)	AABHR5243M		4,368,500	-	-	4,368,500	7.13	4,368,500	-	4,368,500	7.13	-	7.13	-	-	-	-	4,368,500
Sandeep Jain (HUF)	AAHHS5082H		4,105,000	-	-	4,105,000	6.70	4,105,000	-	4,105,000	6.70	-	6.70	-	-	-	-	4,105,000
Central Government/ State Government(s)			-	-	-	-	-	-	-	-	-	-	-	-	-	-	-	-
(c) Financial Institutions/ Banks			-	-	-	-	-	-	-	-	-	-	-	-	-	-	-	-



Category & Name of the Shareholders (I)	PAN (II)	No. of share holder (III)	No. of fully paid up equity shares held (IV)	Partly paid up equity shares held (V)	Nos. of shares underlying Depository Receipts (VI)	Total nos. shares held (VII)=(IV)+(V)+(VI)	Shareholding % calculated as per SCRR, 1957 (VIII) As a % of (A+B+C2)	Number of Voting Rights held in each class of securities (IX)			No. of shares Underlying Outstanding convertible Securities (including Warrants) (X)	Shareholding as a % assuming full conversion of convertible securities (as a % of diluted share capital) (XI)=(VII)+(X) as a % of A+B+C2	Number of Locked in shares (XII)		Number of Shares Pledged or otherwise encumbered (XIII)		Number of equity shares held in dematerialized form (XIV)	
								Class X	Class Y	Total			Total as a % of Total Voting Rights	No. (a)	As a % of total shares held (b)	No. (a)		As a % of total shares held (b)
(d) Firms		2	2,313,454	-	-	2,313,454	3.78	2,313,454	-	2,313,454	3.78	-	-	-	-	2,313,454		
First Lucre Partnership Co.	AABFF3948D		2,255,815	-	-	2,255,815	3.68	2,255,815	-	2,255,815	3.68	-	-	-	-	2,255,815		
Second Lucre Partnership Co.	ABDFS2560F		57,639	-	-	57,639	0.09	57,639	-	57,639	0.09	-	-	-	-	57,639		
Sub Total(A)(1)		21	45,692,567	-	-	45,692,567	74.60	45,692,567	-	45,692,567	74.60	-	-	16,005,600	35.03	45,692,567		
2 Foreign																		
a Individuals (Non-Residents Individuals/ Foreign Individuals)			-	-	-	-	-	-	-	-	-	-	-	-	-	-		
b Government			-	-	-	-	-	-	-	-	-	-	-	-	-	-		
c Institutions			-	-	-	-	-	-	-	-	-	-	-	-	-	-		
d Foreign Portfolio Investor			-	-	-	-	-	-	-	-	-	-	-	-	-	-		
e Any Others(Specify)			-	-	-	-	-	-	-	-	-	-	-	-	-	-		
Sub Total(A)(2)			-	-	-	-	-	-	-	-	-	-	-	-	-	-		
Total Shareholding of Promoter and Promoter Group (A)= (A)(1)+(A)(2)		21	45,692,567	-	-	45,692,567	74.60	45,692,567	-	45,692,567	74.60	-	-	16,005,600	35.03	45,692,567		



Handwritten signature/initials

Table III - Statement showing shareholding pattern of the Public shareholder

Category & Name of the Shareholders	PAN	No. of shareholder	No. of fully paid up equity shares held	Partly paid up equity shares held	Nos. of shares underlying Depository Receipts	Total nos. shares held (VII)=(IV)+(V)+(VI)	Shareholding % calculated as per SCRR, 1957 As a % of (A+B+C2)	Number of Voting Rights held in each class of securities (IX)			No. of shares Underlying Outstanding convertible Securities (including Warrants)	Total Shareholding as a % assuming full conversion of convertible	Number of Locked in shares		Number of Shares Pledged or otherwise encumbered		Number of equity shares held in dematerialized form
								Class X	Class Y	Total			No. (a)	As a % of total shares held (b)	No. (Not applicable) (a)	As a % of total shares held (Not applicable) (e)	
(I)	(II)	(III)	(IV)	(V)	(VI)	(VII)	(VIII)	Class X	Class Y	Total	(X)	(XI)	(XII)	(XIII)	(XIV)		
1 Institutions																	
(a) Mutual Funds/ UTI																	
(b) Venture Capital Funds																	
(c) Alternate Investment Funds																	
(d) Foreign Venture Capital Investors																	
(e) Foreign Portfolio Investors																	
(f) Financial Institutions/ Banks		3	49,052	-	-	49,052	0.08	49,052	-	49,052	0.08	-	0.08	-	-	-	49,052
(g) Insurance Companies																	
(h) Provident Funds/ Pension Funds																	
(i) Any Other (specify)																	
Foreign Institutional Investors																	
Sub-Total (B)(1)		3	49,052	-	-	49,052	0.08	49,052	-	49,052	0.08	-	0.08	-	-	-	49,052
2 Central Government/ State Government(s)/ President of India																	
Sub-Total (B)(2)																	
3 Non-institutions																	
a Individuals																	
I Individual shareholders holding nominal share capital up to Rs 2 lakh		9,410	3,997,975	-	-	3,997,975	6.53	3,997,975	-	3,997,975	6.53	-	6.53	-	-	-	3,587,464
II Individual shareholders holding nominal share capital in excess of Rs. 2 lakh.																	
b NBFCs registered with RBI																	
c Employee Trusts																	
d Overseas Depositories (holding DRs) (balancing figure)																	
e Any Other (specify)																	
Body Corporate		305	9,621,524	-	-	9,621,524	15.71	9,621,524	-	9,621,524	15.71	-	15.71	-	-	-	9,620,524
Serum Institute of India Pvt. Ltd			8,932,632	-	-	8,932,632	14.58	8,932,632	-	8,932,632	14.58	-	14.58	-	-	-	8,932,632
Clearing Members		82	48,683	-	-	48,683	0.08	48,683	-	48,683	0.08	-	0.08	-	-	-	48,683
HUF		262	178,544	-	-	178,544	0.29	178,544	-	178,544	0.29	-	0.29	-	-	-	178,544
NRI		194	98,679	-	-	98,679	0.16	98,679	-	98,679	0.16	-	0.16	-	-	-	98,679
OCB		1	639,350	-	-	639,350	1.04	639,350	-	639,350	1.04	-	1.04	-	-	-	639,350
Gain Premium Limited			639,350	-	-	639,350	1.04	639,350	-	639,350	1.04	-	1.04	-	-	-	639,350
Foreign corporate bodies		1	2,455	-	-	2,455	0.00	2,455	-	2,455	0.00	-	0.00	-	-	-	2,455



Foreign Portfolio Investors		8	921,917	-	-	921,917	1.51	921,917	-	921,917	1.51	-	1.51	-	-	-	-	921,917
Sub-Total (B)(3)		10,263	15,509,127	0	0	15,509,127	25.32	15,509,127	0.00	15,509,127	25.32	0.00	25.32	0.00	0.00	0.00	0.00	15,097,616
Total Public Shareholding (B)= (B)(1)+(B)(2)+(B)(3)		10,266	15,558,179	0	0	15,558,179	25.40	15,558,179	0.00	15,558,179	25.40	0.00	25.40	0.00	0.00	0.00	0.00	15,146,668

Details of the shareholders acting as Persons in Concert (PAC) including their Shareholding (No. and %)

S.No	Name of PAC	Name of Shareholder	No. of Shares	Holding %
1	Chakan Investment Private Limited	Serum Institute of India Pvt. Limited	222,149	0.36
2	Poonawalla Investments and Industries Private Limited	-do-	79,610	0.13
3	Corpint Investments Pvt. Ltd.	-do-	6,842	0.01

Details of the shares which remain unclaimed may be given here along with details such as number of shareholders, outstanding shares held in demat/unclaimed suspense account, voting rights which are frozen etc.: NIL

Note:

(1) PAN would not be displayed on the website of Stock exchange (s)

(2) The above format needs to be disclosed along with the name of the following persons: Institutions/Non-Institution holding more than 1% of total number of shares.

(3) W.r.t. the information pertaining to the Depository Receipts, the same may be disclosed in the respective columns to the extent information available and to the balance to be disclosed as held by custodian.



Table IV - Statement showing shareholding pattern of the Non Promoter- Non Public Shareholder																	
	Category & Name of the Shareholders	PAN	No. of shareholder	No. of fully paid up equity shares held	Partly paid up equity shares held	Nos. of shares underlying Depository Receipts	Total nos. shares held (VII)=(IV)+(V)+(VI)	Shareholding % calculated as per SCRR, 1957 As a % of (A+B+C2)	Number of Voting Rights held in each class of securities (IX)			No. of shares Underlying Outstanding convertible Securities (including Warrants)	Total Shareholding as a % assuming full conversion of convertible securities (as a % of diluted share capital) (XI)=(VII)+(X) as a % of A+B+C2	Number of Locked in shares		Number of Shares Pledged or otherwise encumbered	Number of equity shares held in dematerialized form (Not Applicable)
									Class X	Class Y	Total			No. (a)	As a % of total shares held (b)		
(i)	(ii)	(iii)	(iv)	(v)	(vi)	(vii)	(viii)	(ix)	(x)	(xi)	(xii)	(xiii)	(xiv)				
1	Custodian/DR Holder																
(a)	Name of DR Holder (if available)																
(i)	abc...																
(ii)	efg...																
2	Employee Benefit Trust (under SEBI (Share based Employee Benefit) Regulations, 2014																
(c)	Name (abc...)																
	Total Non-Promoter- Non Public Shareholding (C)= (C)(1)+(C)(2)																

Note:
(1) PAN would not be displayed on the website of Stock exchange (a)
(2) The above format needs to be disclosed along with the name of the following persons: Institutions/Non-institution holding more than 1% of total number of shares.
(3) W.r.t. the information pertaining to the Depository Receipts, the same may be disclosed in the respective columns to the extent information available and to the balance to be disclosed as held by custodian.

