

VOTING DECISION | PARTY PREFERENCE

# PEOPLE'S ELECTION PULSE SURVEY ROUND 2- PART 2

September 24, 2025

A Social Research Initiative of Innovision Consulting

In Association With



*People's Election Pulse is an opinion poll survey designed to capture voting age population's perceptions and choices on indicators related to politics, economics and social development.*

*It is a periodic survey with some questions that are repeated while other questions are revised or added to capture the status of quo of 'time.'*

## People's Election Pulse Survey: Round 2- Part 2

The People's Election Pulse Survey is a flagship social research initiative of INNOVISION. Round 2 was conducted from September 2-15, 2025. Round 2 has two parts- Part 2 focuses on people's voting preference.

Round 2 is a follow up of round 1 which was conducted from February 19 to March 3, 2025.

The results from round 1 were published on March 8, 2025.

The survey is funded by Innovision with technical support from BRAIN and Voice for Reform.

# Round 2: Part 2: Pulse Points

Expectation from Future Government

Relationship with India and Pakistan

Decision to Vote

Party Preference

Party Approval

**Sample Size: 10,413 Voting Age Population  
(Household: 9398; University 1015)**

**Survey Period: September 2, 2025 – September 15, 2025**

### Sample Distribution

Geographical Scope of Sample : **8 Divisions, 64 Districts**

Area-wise Sample: **69.5% Rural, 30.5% Urban**

Gender-wise Sample: **54.2% Male, 45.4% Female, 0.4% Transgender**

### Age-wise Sample Representation

Gen Z (18-28 years): **37.6%**

Millennials (29-44 years): **33.4%**

Gen X (45-60 years): **19.8%**

60+ years: **9.3%**

### Division-wise Sample

Dhaka Division **25.6%**

Chattogram Division **20.5%**

Rajshahi Division **13.0%**

Khulna Division **11.2%**

Rangpur Division **11.0%**

Mymensingh Division **7.1%**

Barisal Division **6.2%**

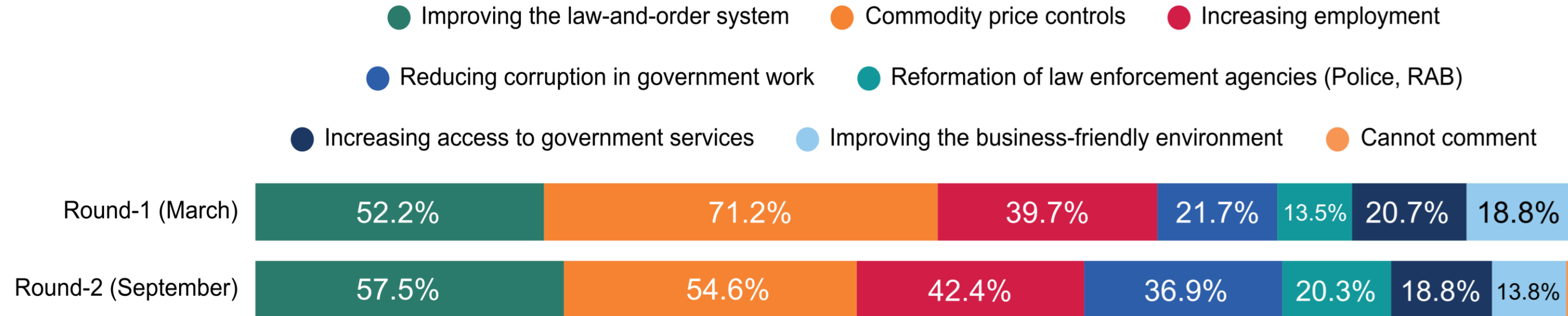
Sylhet Division **5.3%**

# Expectation from the Future Government

# Expectation from Future Government

## All Respondents

Expectations from future government shifted between the two rounds.  
Improving the law-and-order system is now the top emphasis.

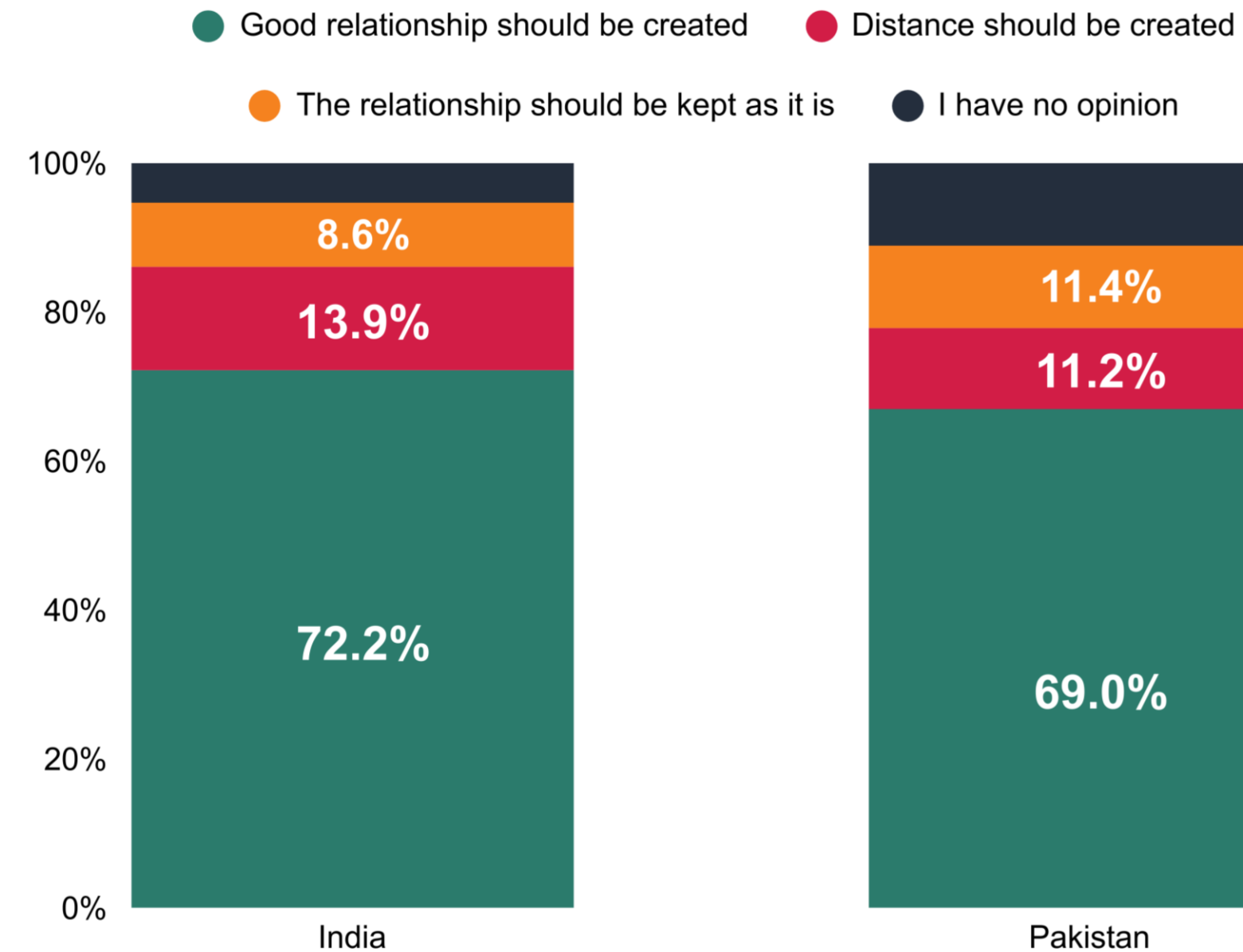


# Relationship with India and Pakistan

# Relationship with India and Pakistan

## All Respondents

People want good relationship with both India (72.2%) and Pakistan (69.0%).

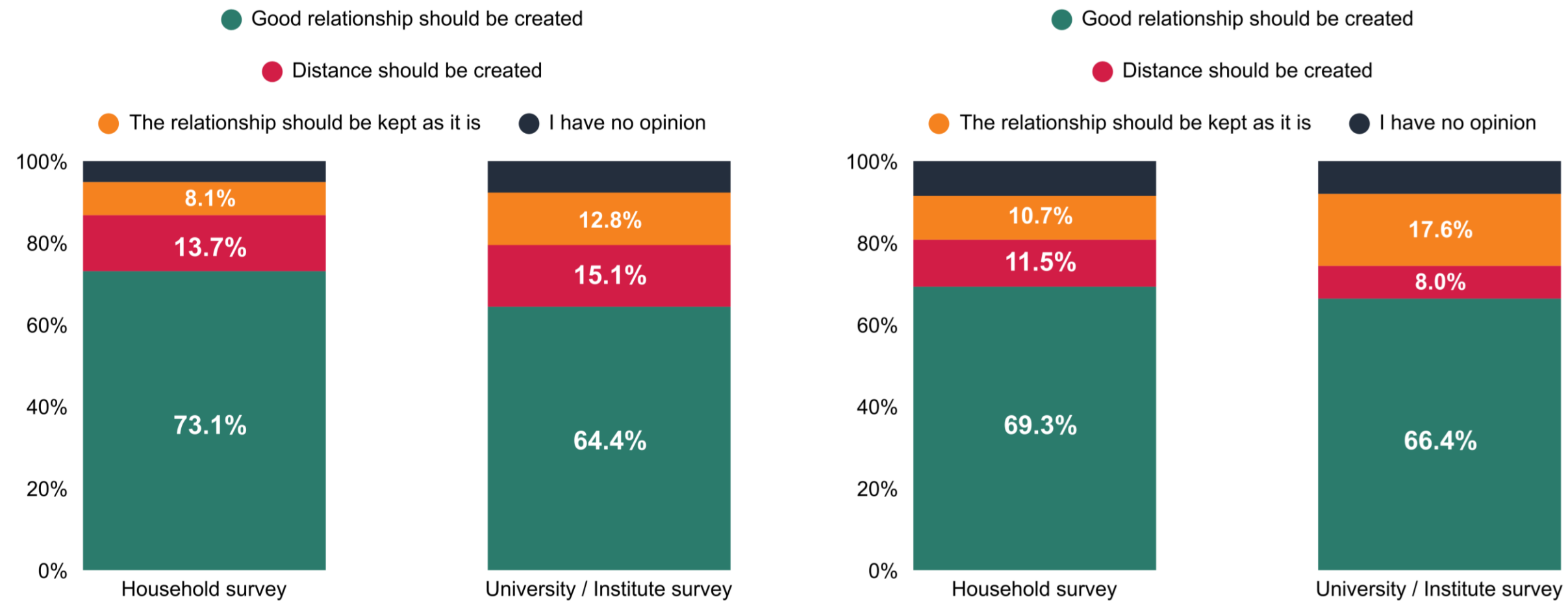




# Relationship with India and Pakistan

## University Samples vs Household Samples

Lesser proportion of students sampled from universities want distance with Pakistan (8.0%) if compared with India (15.10%).



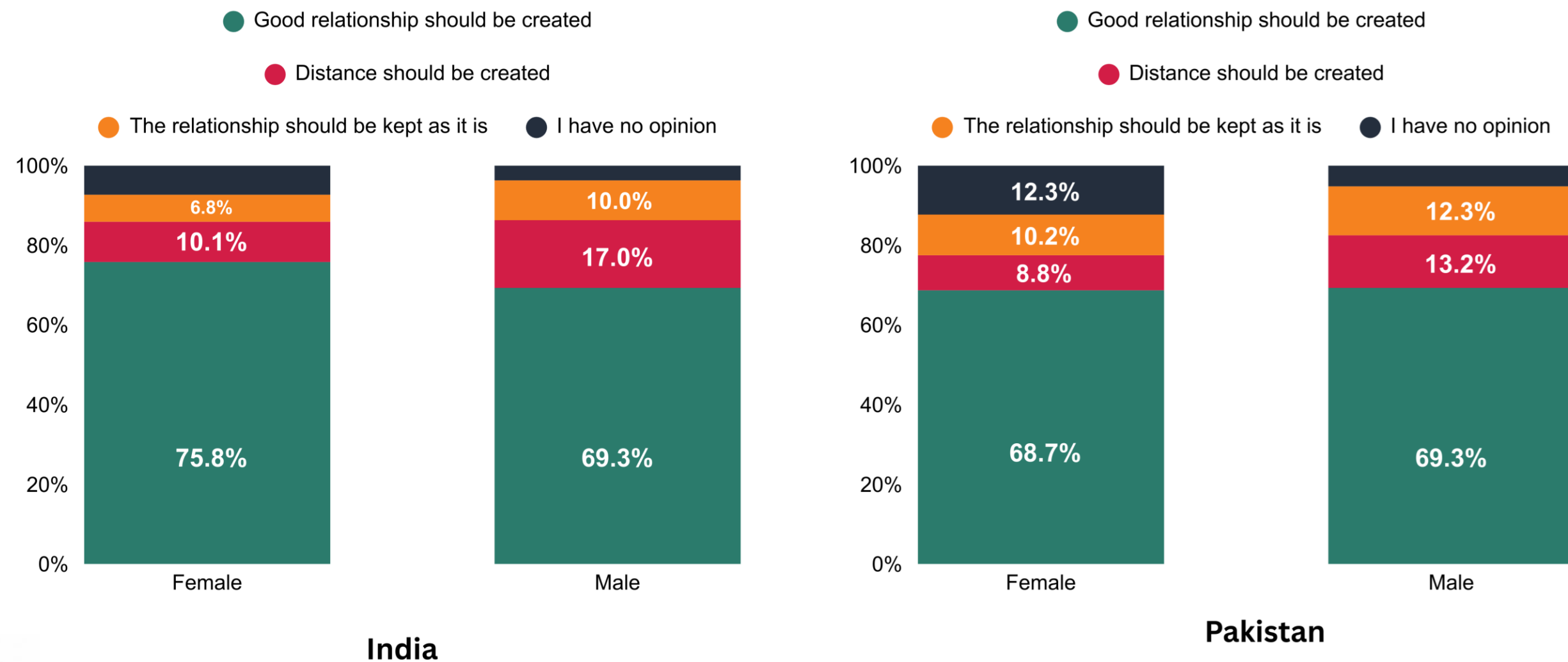
India

Pakistan

# Relationship with India and Pakistan

## By gender

Higher proportion of female respondents would prefer a better relationship with India (75.8%) if compared to men (69.3%)



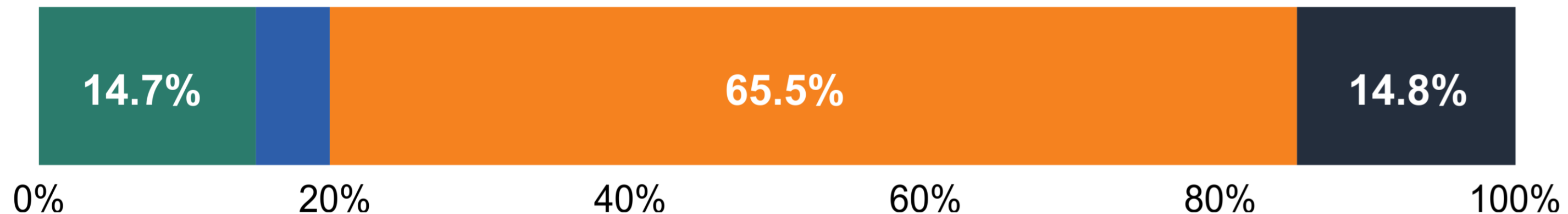
# What do voters consider to decide who to vote?

# What do voters consider to decide who to vote?

## All Respondents

Candidate's qualification (65.5%) rather than the party symbol (14.7%) is more important for the general voters.

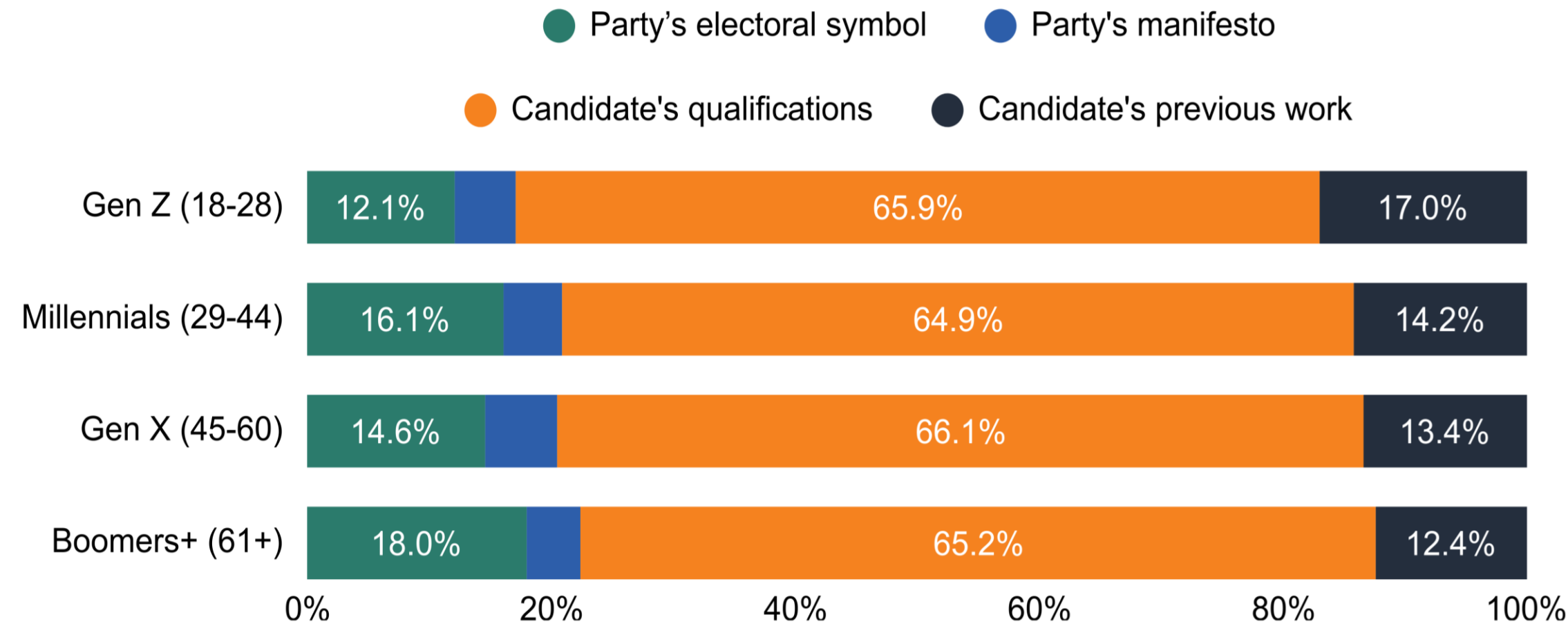
- Party's electoral symbol
- Party's manifesto
- Candidate's qualifications
- Candidate's previous work



# What do voters consider to decide who to vote?

## By Age Group

However, higher proportion of older generation voters are inclined towards the party symbol

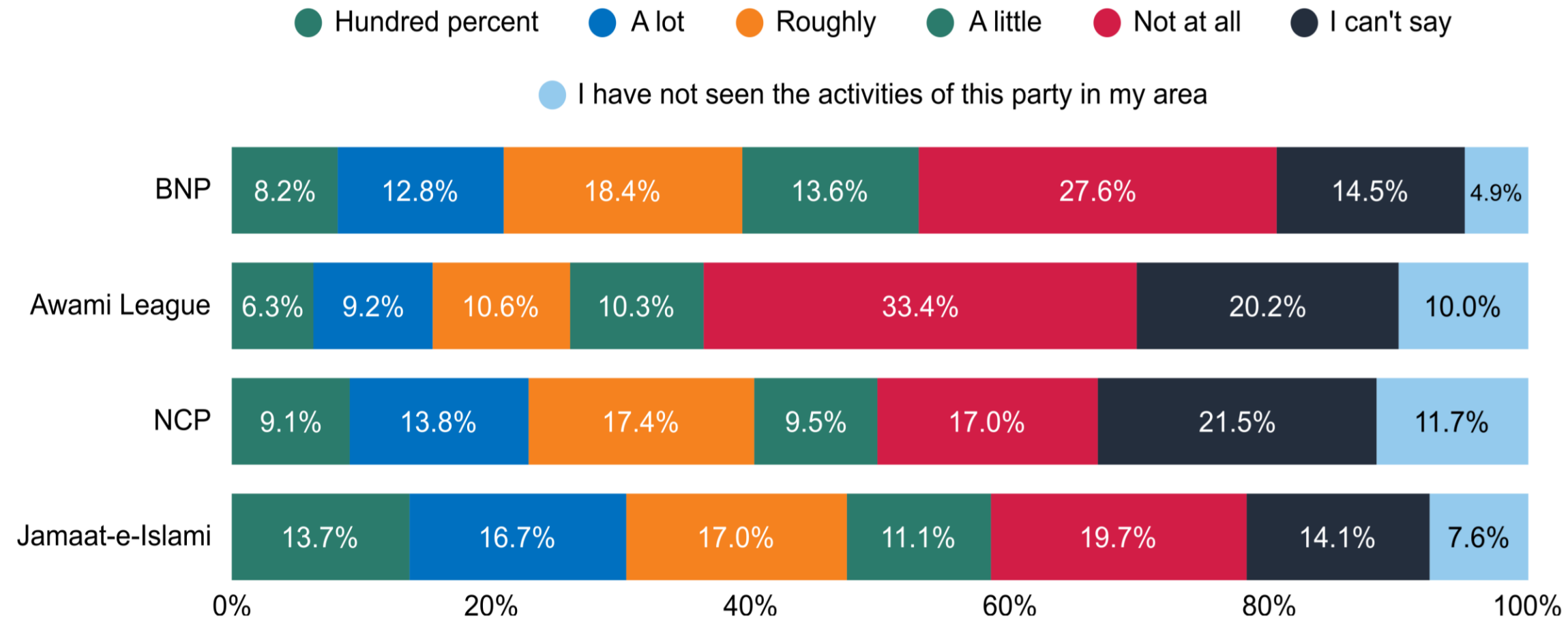


# Are the voters satisfied with local party politics?

# Satisfaction with local party politics

## All Respondents

Generally, voters are more satisfied with local party politics of Jamaat e Islami Bangladesh if compared to other parties





# Satisfaction with local party politics

## By Gender

Comparatively higher proportion of female respondents are satisfied with Jamaat – e –Islami and then NCP if compared to BNP and Awami League

Party	Gender	Hundred percent	A lot	Roughly	A little	Not at all	I can't say	I have not seen the activities of this party in my area
BNP	Female	8.2%	12.3%	18.7%	14.3%	25.5%	15.4%	5.6%
	Male	8.2%	13.3%	18.1%	13.0%	29.3%	13.8%	4.4%
Awami League	Female	6.7%	9.2%	11.6%	11.2%	31.7%	19.9%	9.7%
	Male	6.0%	9.3%	9.8%	9.4%	34.8%	20.4%	10.4%
NCP	Female	9.2%	13.0%	16.9%	9.2%	15.4%	24.4%	11.9%
	Male	9.0%	14.6%	17.9%	9.9%	18.1%	19.0%	11.4%
Jamaat-e-Islami	Female	13.3%	15.2%	16.8%	11.0%	18.5%	16.5%	8.7%
	Male	14.1%	17.9%	17.3%	11.2%	20.6%	12.1%	6.7%

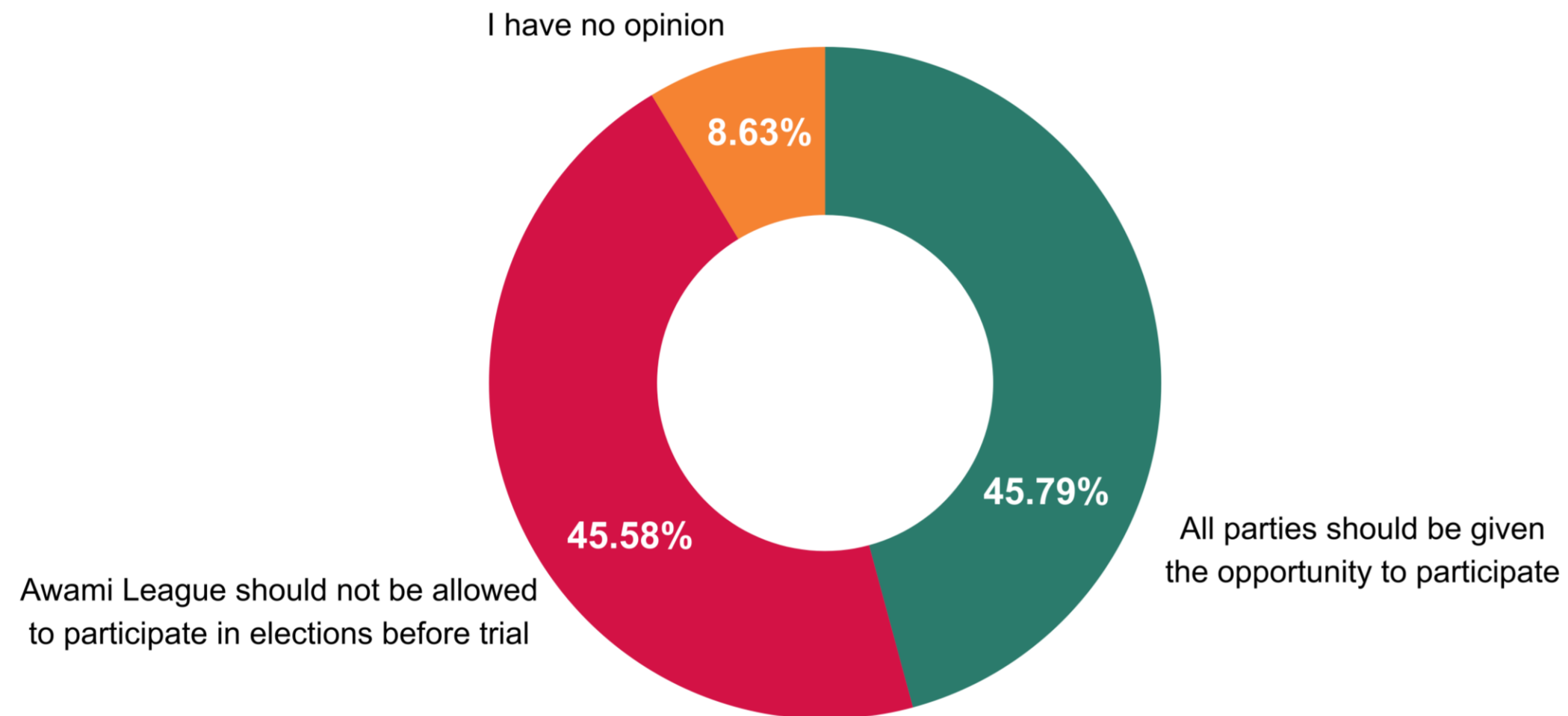


# Voter's Expectation about Awami League's Participation in Next General Election

# Voter's Expectation about Awami League's Participation in Next General Election

## All Respondents

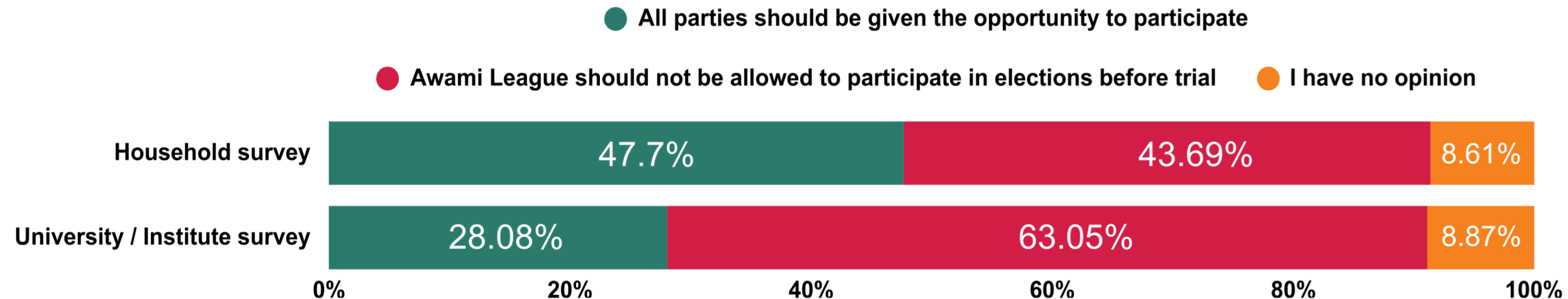
45.79% respondents reported that all parties should be allowed to participate in the next general election



# Voter's Expectation about Awami League's Participation in Next General Election

## Student vs Household Samples

Students sampled from universities (63.05%) are more in disfavor of Awami League's Participation in next general election if compared to samples from households (43.69%)

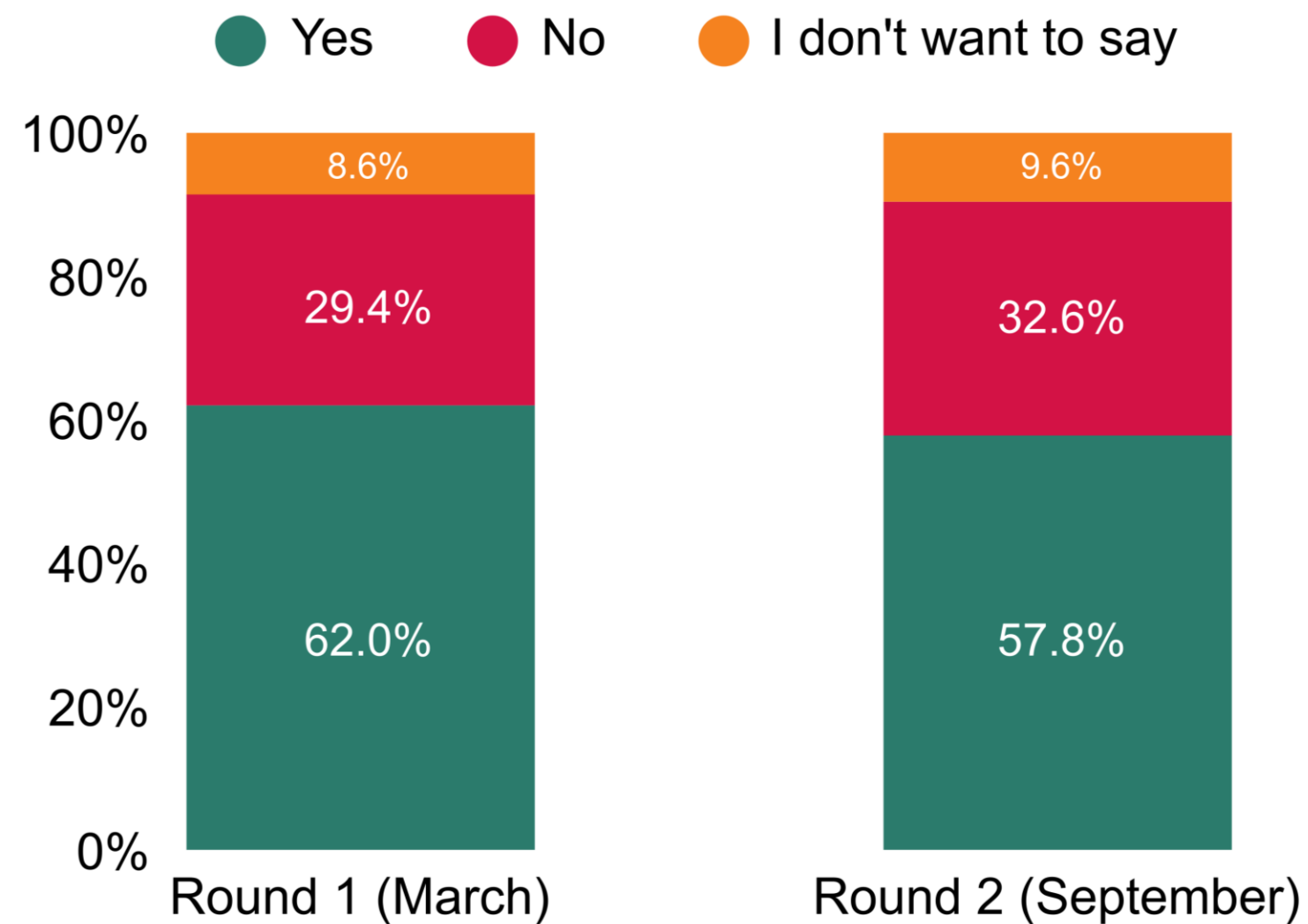


# Have the Voters Decided Which Party to Vote?

# Decision to Vote for Party

## All Respondents

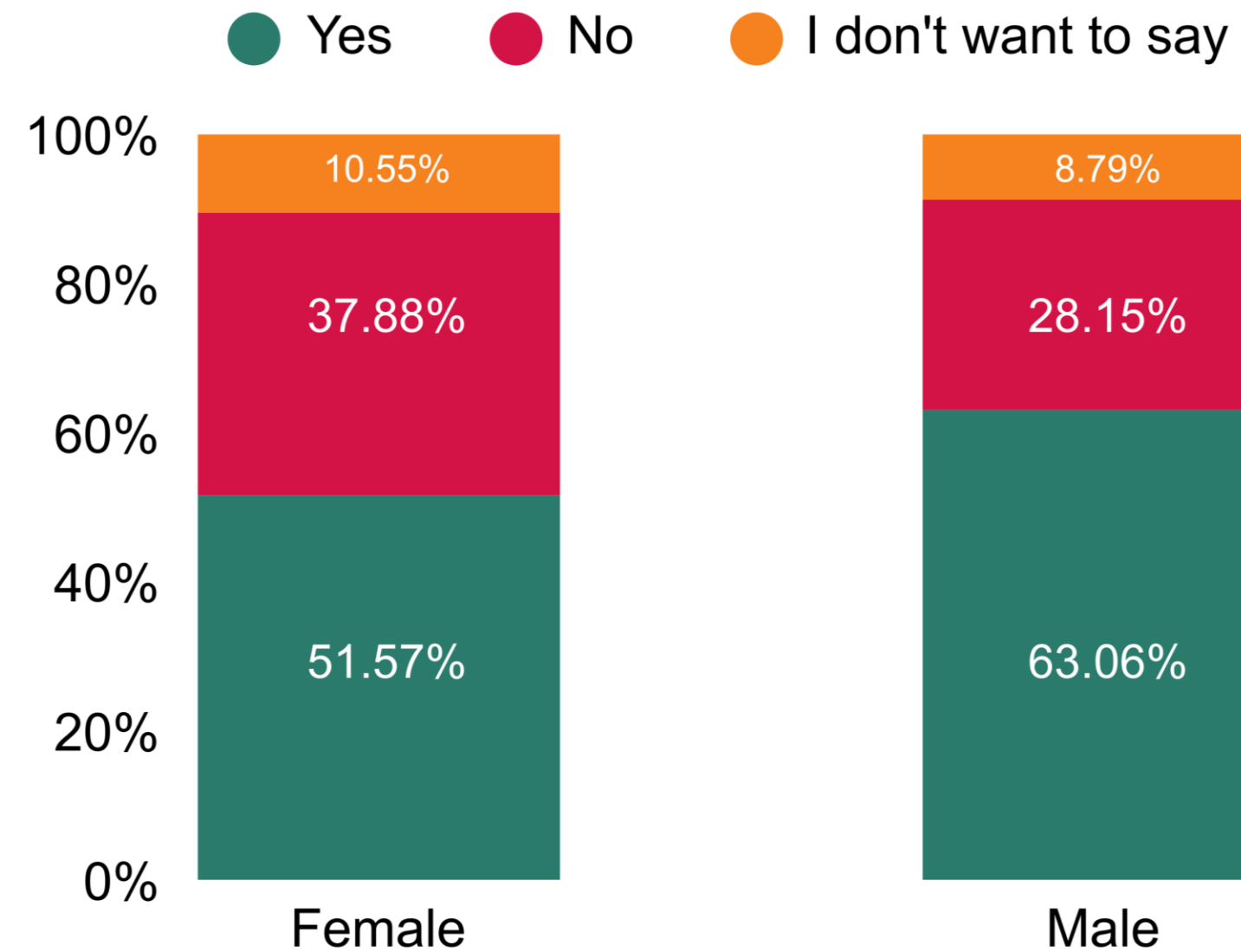
Higher proportion (32.6%) of voters are now undecided if compared to March (29.4%)



# Decision to Vote for Party

## By Gender

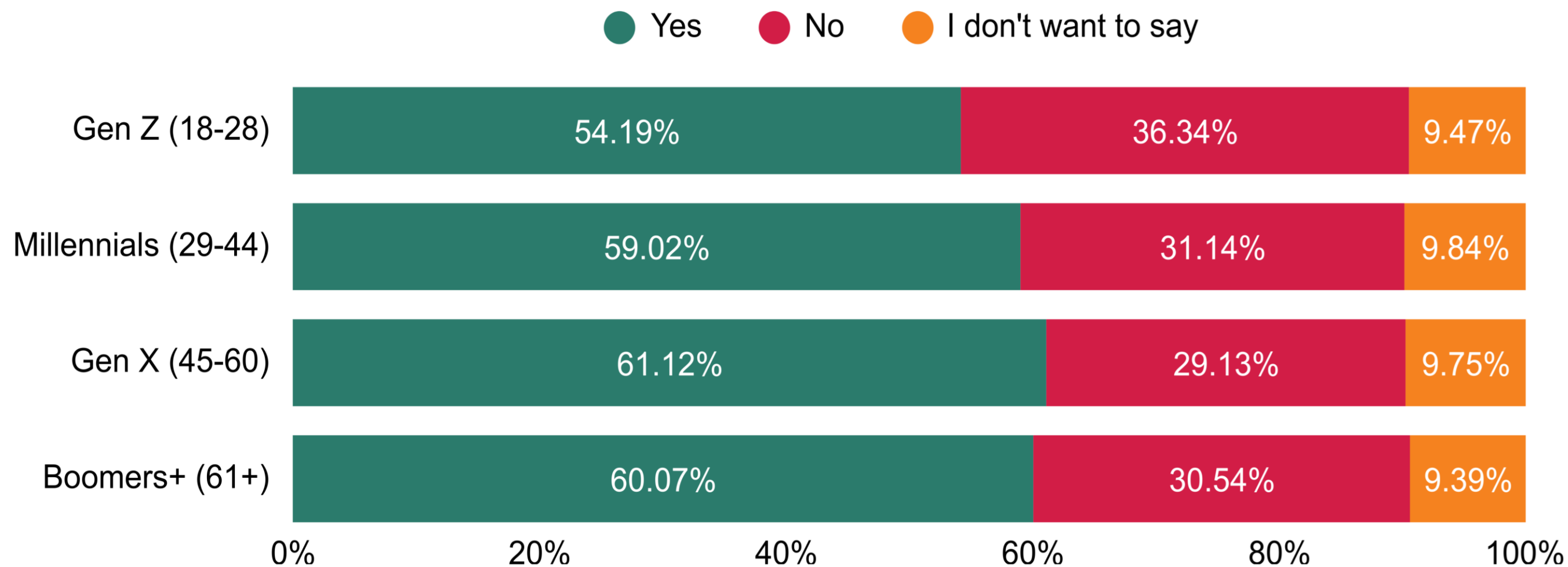
Higher proportion of female voters are undecided (37.88%) if compared to male (28.15%)



# Decision to Vote for Party

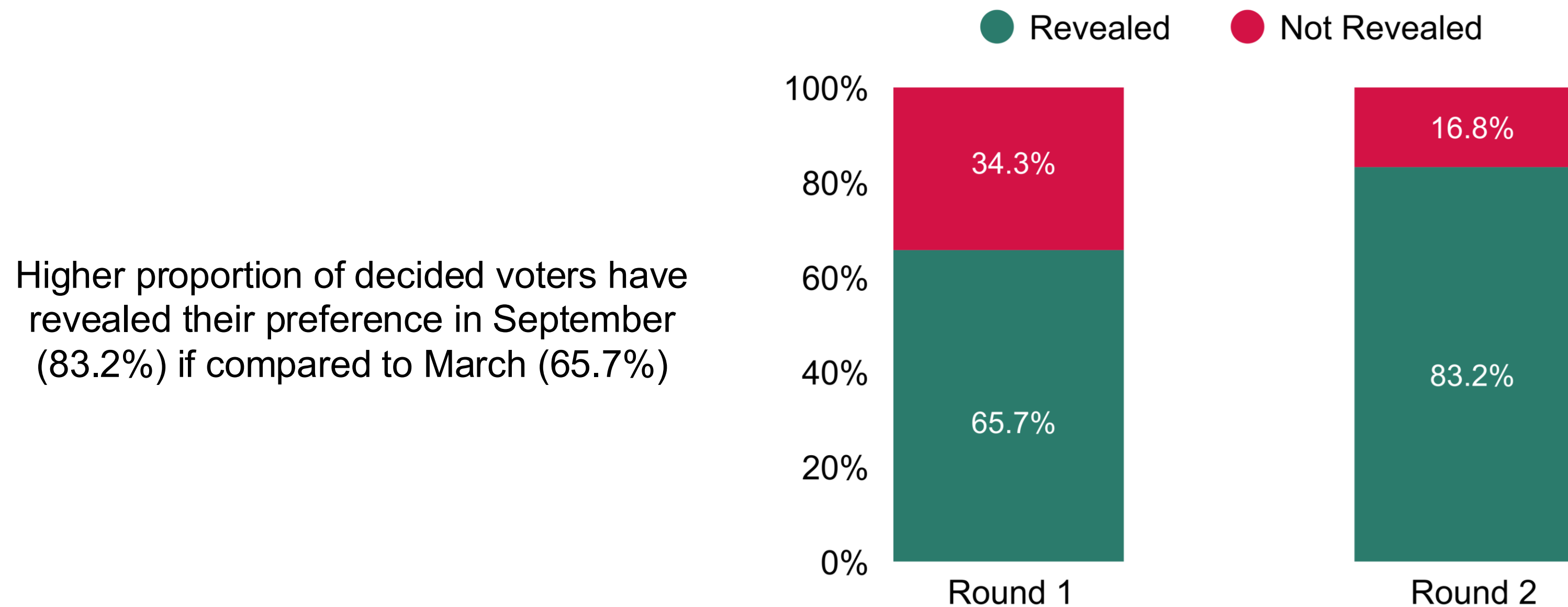
## By Age Group

Higher proportion of Gen Z voters are undecided (36.34%) if compared to other age groups



# Decision to Vote for Party

## Revealed vs Non-Revealed



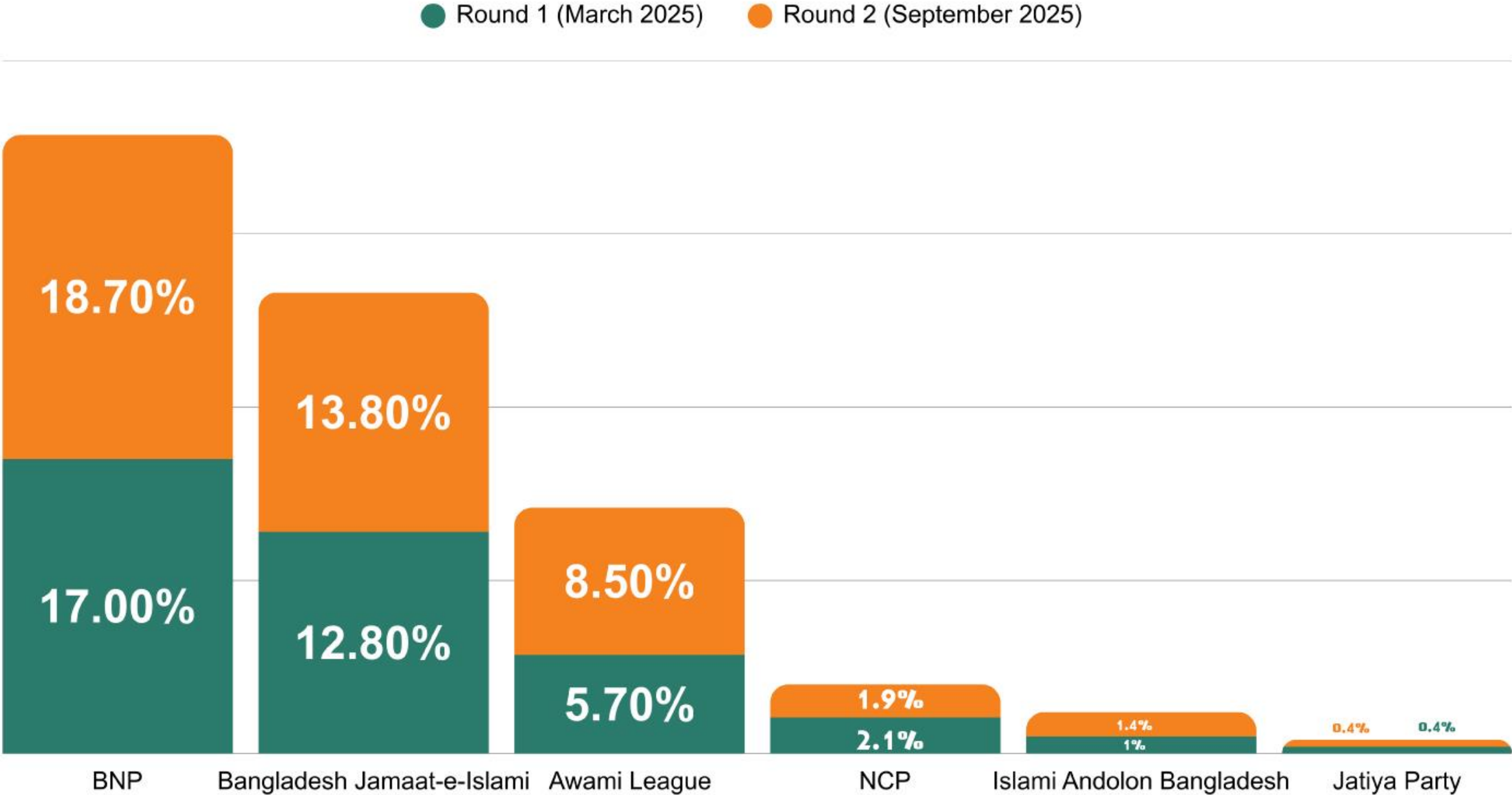


**Who the voters will vote for?**

# Who the voters will vote for?

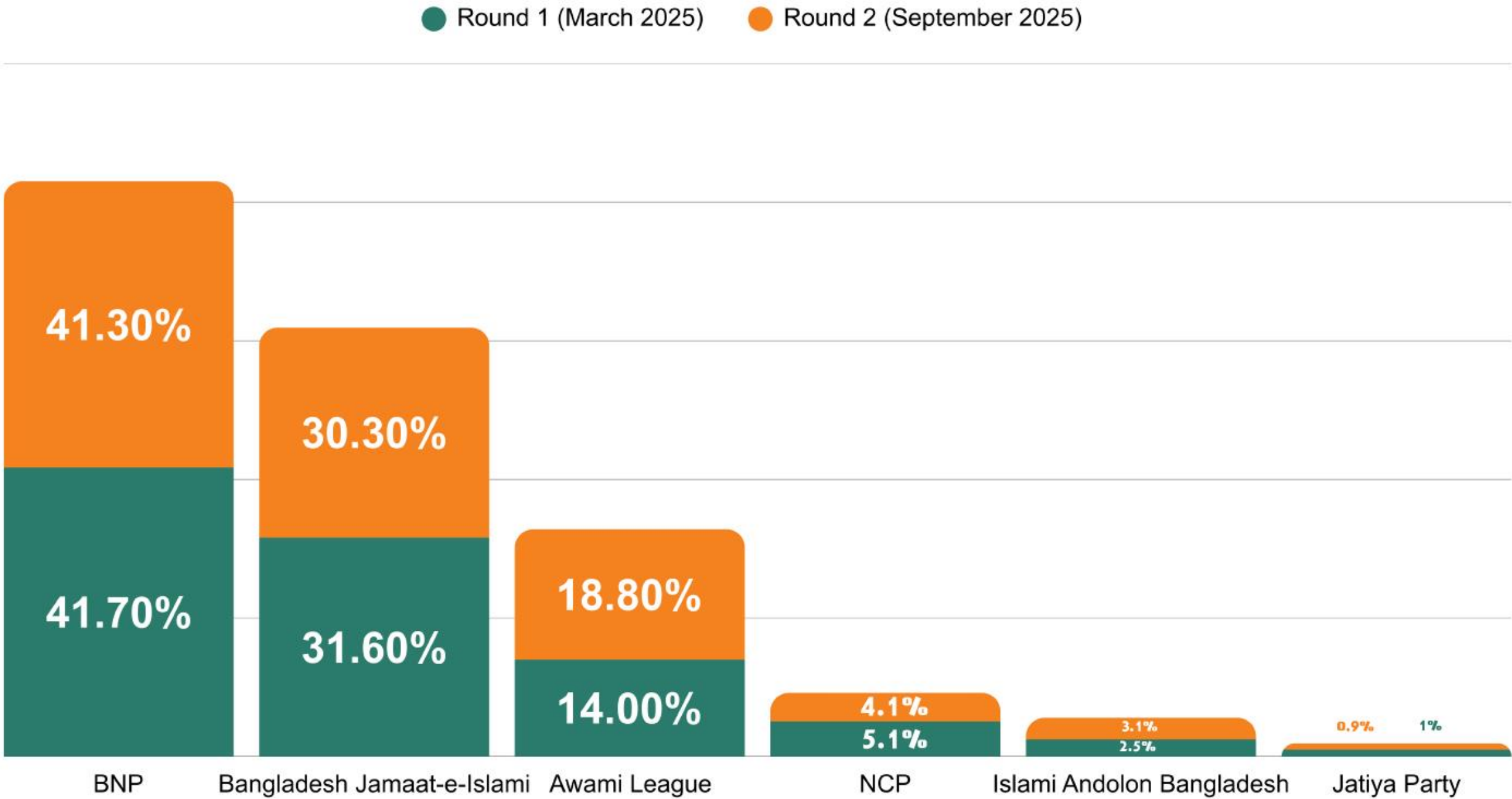
	Round-1 (March 2025)		Round-2 (September 2025)	
	Sample includes all respondents	Sample Includes only decided and revealed respondents	Sample includes all respondents	Sample Includes only decided and revealed respondents
<b>BNP</b>	17.00%	41.70%	18.70%	41.30%
<b>Bangladesh Jamaat-e-Islami</b>	12.80%	31.60%	13.80%	30.30%
<b>Awami League</b>	5.70%	14.00%	8.50%	18.80%
<b>NCP</b>	2.10%	5.10%	1.90%	4.10%
<b>Islami Andolon Bangladesh</b>	1.00%	2.50%	1.40%	3.10%
<b>Jatiya Party</b>	0.40%	1.00%	0.40%	0.90%
<b>Gono Odhikar Parishad</b>	0.20%	0.50%	0.20%	0.50%
<b>Others</b>	1.40%	3.60%	0.40%	1.00%
<b>I don't want to comment</b>	0.00%	0.00%	0.00%	0.00%
<b>Decided but did not reveal party preference</b>	21.40%	0.00%	9.10%	0.00%
<b>Not decided</b>	29.40%	0.00%	30.70%	0.00%
<b>Did not comment whether they have decided</b>	8.60%	0.00%	9.10%	0.00%
<b>Will not vote</b>	0.00%	0.00%	3.80%	0.00%
<b>Did not answer whether to they will vote</b>	0.00%	0.00%	2.00%	0.00%
<b>Total</b>	10696	4354	10413	4721

# Who the voters will vote for?



In all samples, BNP share increased by 1.70 points, Jamaat by 1.0 point and Awami League by 2.8 points

# Who the voters will vote for?



# Who the voters will vote for?

Among revealed voters, BNP reduced by 0.40 points, Jamaat reduced by 1.3 points ; Awami League increased by 4.80 points

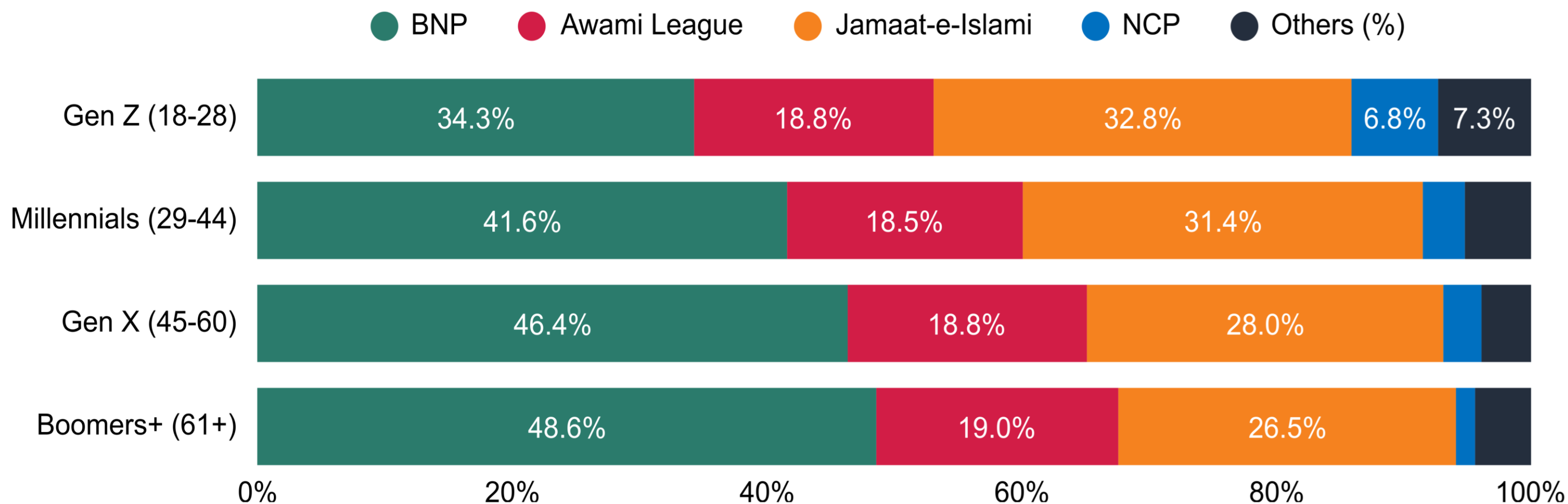
Party	March 2025	September 2025
BNP	41.7%	41.3%
Jamaat-e-Islami	31.60%	30.30%
Awami League	14.00%	18.80%
NCP	5.10%	4.10%
IAB	2.50%	3.10%
Jatiya Party	1.00%	0.90%

# Who the voters will vote for? (with margin of errors)

Party	March 2025	September 2025
BNP	41.7% ( $\pm 1.46$ )	41.3% ( $\pm 1.40$ )
Jamaat-e-Islami	31.60% ( $\pm 1.38$ )	30.30% ( $\pm 1.31$ )
Awami League	14.00% ( $\pm 1.03$ )	18.80% ( $\pm 1.11$ )
NCP	5.10% ( $\pm 0.65$ )	4.10% ( $\pm 0.57$ )

# Who the voters will vote for?

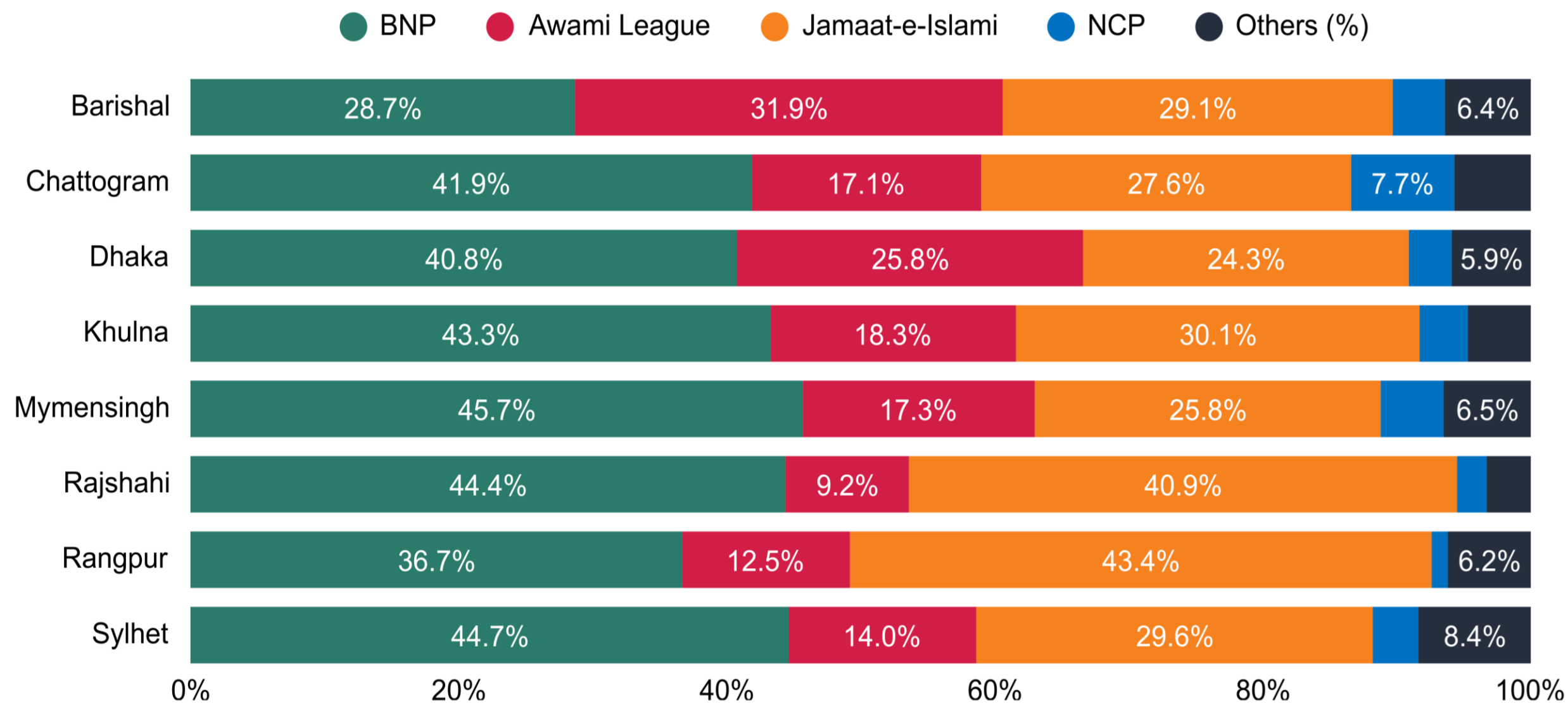
BNP's vote bank comprises more of the older generation voters, Jamaat's vote bank comprises more of the younger generation voters; Awami League has a mixed bag





# Who the voters will vote for?

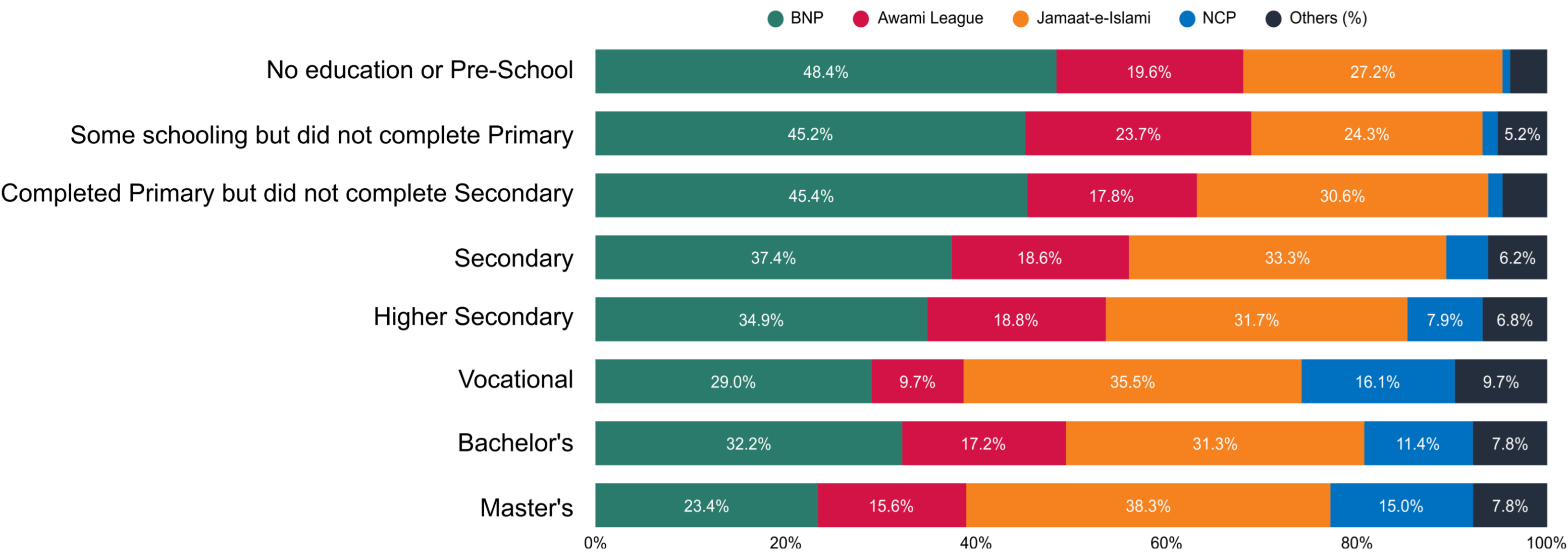
BNP is leading in 6 divisions  
Jamaat is leading in Rangpur, Awami League is leading in Barishal





# Who the voters will vote for?

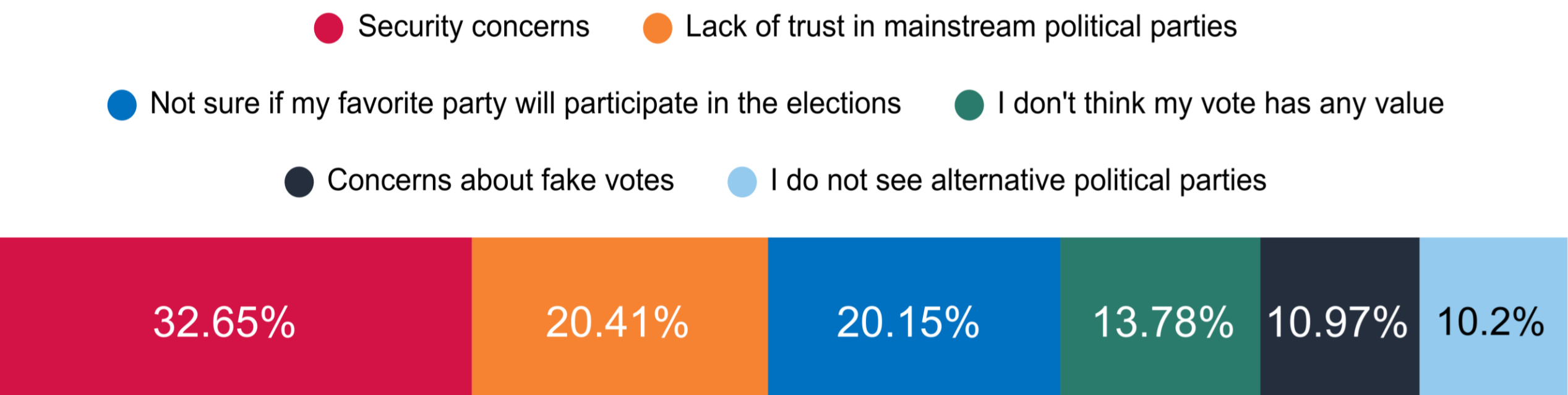
BNP is leading with voters with lesser educational qualification, Jamaat is leading with voters with higher educational qualifications



**If the voters are not voting, then why?**

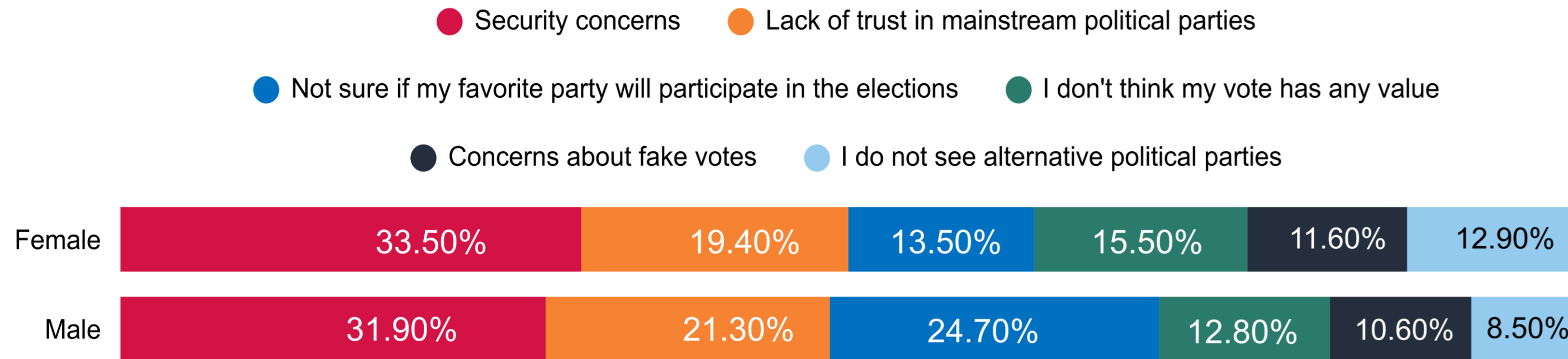
# Reasons for not opting to vote

Most cited security concerns (32.65%) followed by lack of trust in mainstream political parties (20.41%) (3.8% of the total samples responded that they will not vote)



# Reasons for not opting to vote

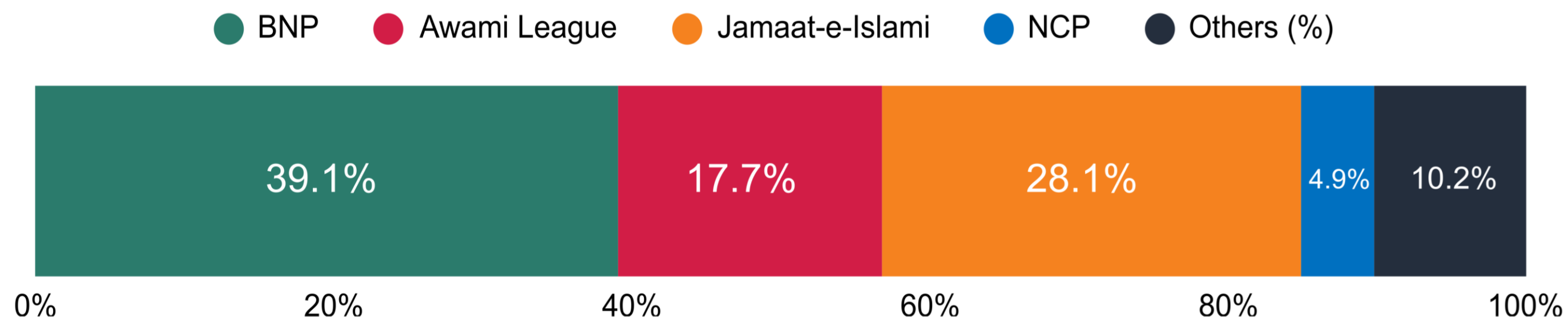
Higher proportion of women who said they will not vote, cited having no alternative political parties (12.90%) if compared to men (8.50%)



**In your view, which party is most suitable to  
form the next government?**

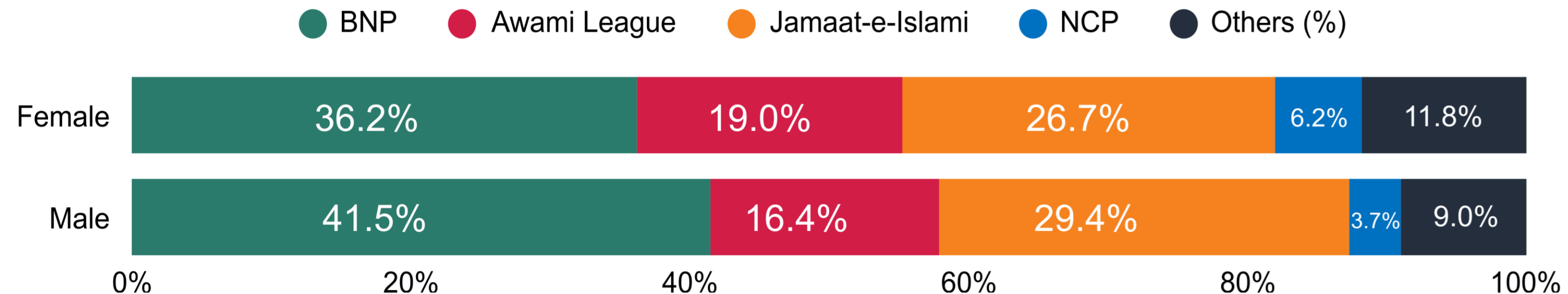
# In your view, which party is most suitable to form the next government?

39.1% think BNP is most eligible, followed by Jamaat (28.1%).  
This result is on full sample and it closely follows the revealed distribution of votes.



# In your view, which party is most suitable to form the next government?

BNP is getting the highest share of female preference (36.2%) followed by Jamaat (26.7%). However, higher proportion of men have opted for BNP (41.5%) if compared to women (36.2%).

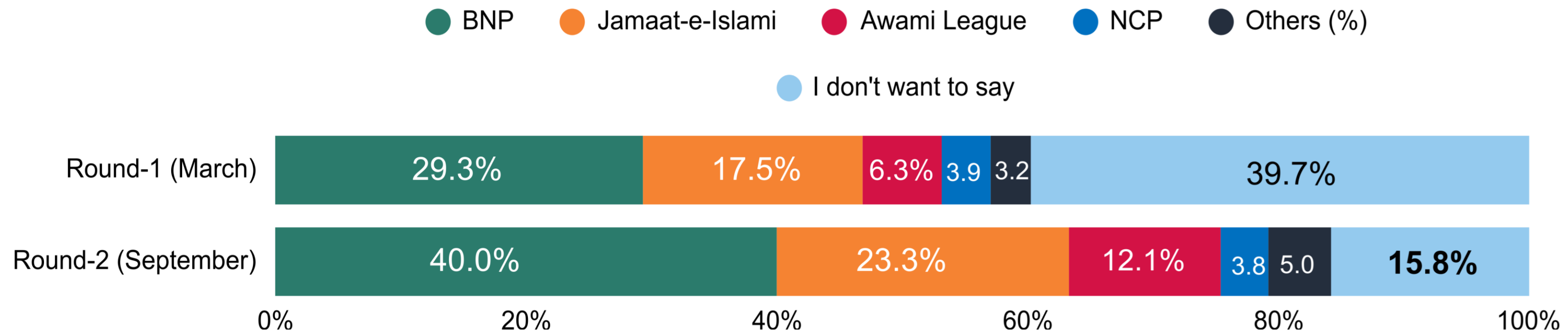


**Which party is most likely to form the next government?**



# Voter's perception on which party is most likely to form the next government?

Higher proportion of respondents think BNP is most likely to form the next government (40.0%) if compared to March (29.3%). The rate has increased for both Jamaat (March: 17.5%, September 23.3%) and Awami League (March 6.3%, September 12.1%).



# Who the voters will vote for if Awami League Does not Participate in Next Election?

# If Awami League does not participate in election...

	All respondent	Decided revealed
<b>BNP</b>	20.2%	45.6%
<b>Bangladesh Jamaat-e-Islami</b>	14.8%	33.5%
<b>NCP</b>	2.1%	4.7%
<b>Islami Andolon Bangladesh</b>	1.7%	3.8%
<b>Jatiya Party</b>	0.9%	2.1%
<b>Independent candidate</b>	0.6%	1.3%
<b>Gono Odhikar Parishad</b>	0.3%	0.6%
<b>AB Party</b>	0.0%	0.1%
<b>Ganosamhati Andolon</b>	0.0%	0.0%
<b>I will not go to vote.</b>	3.7%	8.3%
<b>Decided but did not reveal</b>	10.2%	0.0%
<b>Not decided</b>	30.7%	0.0%
<b>Party decision not revealed</b>	9.1%	0.0%
<b>Will not vote</b>	3.8%	0.0%
<b>Voting decision not revealed</b>	2.0%	0.0%
<b>Total</b>	10413	4608

## If Awami League does not participate in election...

If Awami League does not participate in next election then among the revealed voters, BNP's vote increases to 45.6%, Jamaat's vote increases to 33.5%

	Decided revealed
BNP	45.6%
Bangladesh Jamaat-e-Islami	33.5%
NCP	4.7%
Islami Andolon Bangladesh	3.8%
Jatiya Party	2.1%

# Voters who think Awami League is the most suitable party who do they think the second most suitable party is

	n	Percent (%)
BNP	911	49.5
JIB	330	17.9
No second preference found	327	17.8
JP	160	8.7
NCP	63	3.4
IAB	23	1.2
AL Supported Alliance	12	0.7
Islamic Party Alliance	4	0.2
Left Parties Alliance	4	0.2
Unnamed	3	0.2
BNP led alliance	2	0.1
BNP and Islamic Party Alliance	1	0.1
Respondent	1840	100

## Contact

Innovision Consulting

Email: [info@innovision-bd.com](mailto:info@innovision-bd.com)

Phone: +8801713033447

Website: [www.innovision-bd.com](http://www.innovision-bd.com)

