Product and Submittal Data

Split System Heat Pump

A5HP5018A1000A
A5HP5024A1000A
A5HP5030A1000A
A5HP5036A1000A
A5HP5042A1000A
A5HP5048A1000A
A5HP5060A1000A

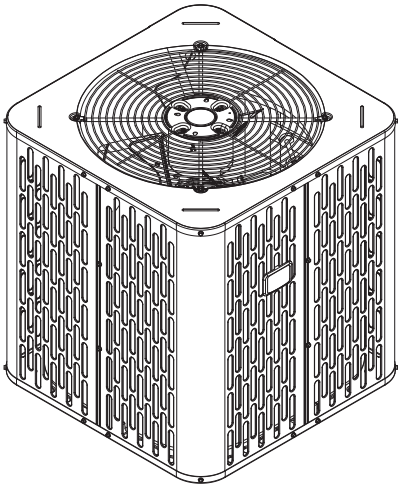

Note: *Graphics in this document are for representation only. Actual model may differ in appearance.*

June 2025

ODR-PSD035A-EN

Copyright

This document and the information in it are the property of Trane, and may not be used or reproduced in whole or in part without written permission. Trane reserves the right to revise this publication at any time, and to make changes to its content without obligation to notify any person of such revision or change.

Trademark

All trademarks referenced in this document are the trademarks of their respective owners.

Data Notes

This document supersedes and includes data from the documents listed below.

Table 1. Data notes

Literature Number	Title
RH51-PRQ001*-EN	RunTru/Ameristar Submittal Split System Heat Pump A5HP5018A1000A
RH52-PRQ001*-EN	RunTru/Ameristar Submittal Split System Heat Pump A5HP5024A1000A
RH53-PRQ001*-EN	RunTru/Ameristar Submittal Split System Heat Pump A5HP5030A1000A
RH54-PRQ001*-EN	RunTru/Ameristar Submittal Split System Heat Pump A5HP5036A1000A
RH55-PRQ001*-EN	RunTru/Ameristar Submittal Split System Heat Pump A5HP5042A1000A
RH56-PRQ001*-EN	RunTru/Ameristar Submittal Split System Heat Pump A5HP5048A1000A
RH57-PRQ001*-EN	RunTru/Ameristar Submittal Split System Heat Pump A5HP5060A1000A

Table of Contents

Model Number Description 4
General Data 5
Product Specifications 6
Sound Data. 9
Wiring Diagrams 10
Dimensional Data 13
Mechanical Specification Options 14

Model Number Description

1	2	3	4	5	6	7	8	9	10	11	12	13	14	15
A	5	A	C	4	0	4	8	A	1	0	0	0	A	A

Brand

A = RunTru by Trane /
Ameristar by American Standard

E = RunTru/Ameristar

Refrigerant Type

4 = R-410A
5 = R-454B

Product Family

AC = Air Conditioner
HP = Heat Pump
HL = Side Discharge

Nominal Efficiency Rating

3 = 13.4 SEER2
4 = 14.3 SEER2
5 = 15.2 SEER2

Nominal Capacity

BTU/Hour x 1000

Major Development Sequence

Primary Design / Form Series
Alphabetic Character “A” through “Z”

Electric Power Supply

1 = 200-230V/1PH/60Hz or 208-230V/1PH/60Hz

Secondary Function

000 = No Secondary Function

Minor Design Sequence/Series - Design Change

Alphabetic Character “A” through “Z”

General Data

AHRI standard 210/240 rating conditions:

- Cooling: 80°F DB; air entering indoor coil: 67°F WB; air entering outdoor coil: 95°F DB
- High temperature heating: 47°F DB; air entering outdoor coil: 43°F WB; entering indoor coil: 70°F DB
- Low temperature heating: 17°F DB; air entering outdoor coil: 15°F WB; air entering indoor coil: 70°F DB
- Rated indoor airflow for heating is the same as for cooling.

AHRI standard 270 rating conditions:

The noise rating numbers are determined with the unit in cooling operation. Standard Noise Rating number is at 95°F outdoor air.

Product Specifications

Table 2. Models A5HP5018A1000A, A5HP5024A1000A, A5HP5030A1000A, and A5HP5036A1000A

Outdoor Unit [a] [b]	**A5HP5018A1000A**	**A5HP5024A1000A**	**A5HP5030A1000A**	**A5HP5036A1000A**
Power Conns. – V/Ph/Hz [c]	208/230/1/60	208/230/1/60	208/230/1/60	208/230/1/60
Min. BRCH. CIR. Ampacity	12	13	16	19
BR. CIR. PROT. RTG. – Max. (Amps)	20	20	25	30
Compressor	Scroll	Scroll	Scroll	Scroll
No. Used - No. Stages	1 - 1	1 - 1	1 - 1	1 - 1
Volts/Ph/Hz	208/230/1/60	208/230/1/60	208/230/1/60	208/230/1/60
R.L. Amps [d] - L.R. Amps	7.8 - 47.5	9.1 - 59.0	10.4 - 71.0	14.1 - 83.2
Factory Installed				
Start Components [e]	No	No	No	No
Insulation/Sound Blanket	No	No	No	No
Compressor Heat	No	No	No	No
Outdoor Fan	Propeller	Propeller	Propeller	Propeller
Dia. (in.) - No. Used	23 - 1	23 - 1	23 - 1	27.5 - 1
Type Drive - No. Speeds	Direct - 1	Direct - 1	Direct - 1	Direct - 1
CFM @ 0.0 (in.) W.G. [f]	2980	2980	2980	4230
No. Motors - HP	1 - 1/8	1 - 1/8	1 - 1/8	1 - 1/8
Motor Speed R.P.M.	850	850	850	850
Volts/Ph/Hz	208/230/1/60	208/230/1/60	208/230/1/60	208/230/1/60
F.L. Amps	0.64	0.64	0.64	0.64
Outdoor Coil - Type	All Aluminum	All Aluminum	All Aluminum	All Aluminum
Rows - F.P.I.	1 - 24	1 - 24	1 - 24	1 - 24
Face Area (sq. ft.)	18.75	18.75	18.75	24.0
Tube Size (in.)	3/8	3/8	3/8	3/8
Refrigerant Control	Expansion Valve	Expansion Valve	Expansion Valve	Expansion Valve
Refrigerant				
LBS. – R-454B (O.D. Unit) [g]	4 lbs., 12 oz	4 lbs., 10 oz	4 lbs., 10 oz	5 lbs., 10 oz
Factory Supplied	Yes	Yes	Yes	Yes
Line Size – (in.) O.D. Gas [h] [i]	3/4	3/4	3/4	3/4
Line Size - (in.) O.D. Liq.	5/16	5/16	5/16	5/16
Charging Specifications				
Subcooling	9°F	12°F	12°F	10°F
Dimensions	H × W × D	H × W × D	H × W × D	H × W × D
Crated (in.)	38.3 X 31.1 X 31.1	38.3 X 31.1 X 31.1	38.3 X 31.1 X 31.1	38.1 X 35.6 X 35.6
Weight				
Shipping (lbs.)	208	208	208	256
Net (lbs.)	174	174	174	222
Optional Accessories:				
Rubber Isolator Kit	BAYISLT101	BAYISLT101	BAYISLT101	BAYISLT101
Snow Leg — Base and Cap 4-in. High	BAYLEGS002	BAYLEGS002	BAYLEGS002	BAYLEGS002
Snow Leg — 4-in. Extension	BAYLEGS003	BAYLEGS003	BAYLEGS003	BAYLEGS003

Table 2. Models A5HP5018A1000A, A5HP5024A1000A, A5HP5030A1000A, and A5HP5036A1000A (continued)

Outdoor Unit [a] [b]	A5HP5018A1000A	A5HP5024A1000A	A5HP5030A1000A	A5HP5036A1000A
Extreme Condition Mounting Kit	BAYECMT023	BAYECMT023	BAYECMT023	BAYECMT023
Refrigerant Lineset [j]	—			

[a] Certified in accordance with the Air-Source Unitary Air-conditioner Equipment certification program, which is based on AHRI standard 210/240.
[b] Rated in accordance with AHRI standard 270.
[c] Calculated in accordance with Natl. Elec. Codes. Use only HACR circuit breakers or fuses.
[d] This value shown for compressor RLA on the unit nameplate and on this specification sheet is used to compute minimum branch circuit ampacity and max. fuse size. The value shown is the branch circuit selection current.
[e] No means no start components. Yes means quick start kit components. Optional authorized kits include KIT07689 for RunTru or BAYKSKT267.
[f] Standard Air - Dry Coil - Outdoor
[g] This value approximate. For more precise value see unit nameplate.
[h] Reference the outdoor unit ship-with literature for refrigerant piping length and lift guidelines. Reference the refrigerant piping software pub # 32-3312-xx or *Refrigerant Piping Manual for Small Split Cooling and Heat Pump Systems Application Guide* (SS-APG006*-EN) for long line sets or specialty applications (xx denotes latest revision).
[i] The outdoor condensing units are factory charged with the system charge required for the outdoor condensing unit, ten (10) feet of tested connecting line, and the smallest rated indoor evaporative coil match. Always verify proper system charge via subcooling (TXV/EEV) or superheat (fixed orifice) per the unit nameplate.
[j] 25, 30, 35 and 50 foot linesets available. For a complete listing of lineset options available from equipment or supply stores, refer to the Trane Residential and Light Commercial Product Handbook.

Table 3. Models A5HP5042A1000A, A5HP5048A1000A, and A5HP5060A1000A

Outdoor Unit [a] [b]	A5HP5042A1000A	A5HP5048A1000A	A5HP5060A1000A
Power Conns. – V/Ph/Hz [c]	208/230/1/60	208/230/1/60	208/230/1/60
Min. BRCH. CIR. Ampacity	24	25	33
BR. CIR. PROT. RTG. – Max. (Amps)	40	40	50
Compressor	Scroll	Scroll	Scroll
No. Used - No. Stages	1 - 1	1 - 1	1 - 1
Volts/Ph/Hz	208/230/1/60	208/230/1/60	208/230/1/60
R.L. Amps [d] - L.R. Amps	16.9 - 104.7	18.1 - 95.0	22.3 - 136.6
Factory Installed			
Start Components [e]	No	No	No
Insulation/Sound Blanket	No	No	No
Compressor Heat	No	No	No
Outdoor Fan	Propeller	Propeller	Propeller
Dia. (in.) - No. Used	27.5 - 1	27.5 - 1	27.5 - 1
Type Drive - No. Speeds	Direct - 1	Direct - 1	Direct - 1
CFM @ 0.0 (in.) W.G. [f]	4992	4992	4992
No. Motors - HP	1 - 1/3	1 - 1/3	1 - 1/3
Motor Speed R.P.M.	850	850	850
Volts/Ph/Hz	208/230/1/60	208/230/1/60	208/230/1/60
F.L. Amps	2.80	2.80	2.80
Outdoor Coil - Type	All Aluminum	All Aluminum	All Aluminum
Rows - F.P.I.	2 - 24	2 - 24	2 - 24
Face Area (sq. ft.)	30.8	30.8	30.8
Tube Size (in.)	3/8	3/8	3/8
Refrigerant Control	Expansion Valve	Expansion Valve	Expansion Valve
Refrigerant			
LBS. – R-454B (O.D. Unit) [g]	7 LBS., 14 OZ	8 LBS., 9 OZ	8 LBS., 6 OZ
Factory Supplied	Yes	Yes	Yes
Line Size – (in.) O.D. Gas [h] [i]	7/8	7/8	7/8
Line Size - (in.) O.D. Liq.	5/16	5/16	5/16
Charging Specifications			

Table 3. Models A5HP5042A1000A, A5HP5048A1000A, and A5HP5060A1000A (continued)

Outdoor Unit [a] [b]	A5HP5042A1000A	A5HP5048A1000A	A5HP5060A1000A
Subcooling	10 °F	10 °F	10 °F
Dimensions	H × W × D	H × W × D	H × W × D
Crated (in.)	50.1 X 35.6 X 35.6	50.1 X 35.6 X 35.6	50.1 X 35.6 X 35.6
Weight			
Shipping (lbs.)	300	300	300
Net (lbs.)	250	250	250
Optional Accessories:			
Rubber Isolator Kit	BAYISLT101	BAYISLT101	BAYISLT101
Snow Leg — Base and Cap 4-in. High	BAYLEGS002	BAYLEGS002	BAYLEGS002
Snow Leg — 4-in. Extension	BAYLEGS003	BAYLEGS003	BAYLEGS003
Extreme Condition Mounting Kit	BAYECMT023	BAYECMT023	BAYECMT023
Refrigerant Lineset [j]	—		

[a] Certified in accordance with the Air-Source Unitary Air-conditioner Equipment certification program, which is based on AHRI standard 210/240.
[b] Rated in accordance with AHRI standard 270.
[c] Calculated in accordance with Natl. Elec. Codes. Use only HACR circuit breakers or fuses.
[d] This value shown for compressor RLA on the unit nameplate and on this specification sheet is used to compute minimum branch circuit ampacity and max. fuse size. The value shown is the branch circuit selection current.
[e] No means no start components. Yes means quick start kit components. Optional authorized kits include KIT07689 for RunTru or BAYKSKT267.
[f] Standard Air - Dry Coil - Outdoor
[g] This value approximate. For more precise value see unit nameplate.
[h] Reference the outdoor unit ship-with literature for refrigerant piping length and lift guidelines. Reference the refrigerant piping software pub # 32-3312-xx or *Refrigerant Piping Manual for Small Split Cooling and Heat Pump Systems Application Guide* (SS-APG006*-EN) for long line sets or specialty applications (xx denotes latest revision).
[i] The outdoor condensing units are factory charged with the system charge required for the outdoor condensing unit, ten (10) feet of tested connecting line, and the smallest rated indoor evaporative coil match. Always verify proper system charge via subcooling (TXV/EEV) or superheat (fixed orifice) per the unit nameplate.
[j] 25, 30, 35 and 50 foot linesets available. For a complete listing of lineset options available from equipment or supply stores, refer to the Trane Residential and Light Commercial Product Handbook.

Sound Data

Table 4. Sound data — models A5HP5018A, A5HP5024A, A5HP5030A, A5HP5036A, A5HP5040A, A5HP5048A, and A5HP5060A

Model	A-Weighted Sound Power Level [dB (A)]	Full Octave Sound Power(dB)							
		63 Hz[a]	125 Hz	250 Hz	500 Hz	1000 Hz	2000 Hz	4000 Hz	8000 Hz
A5HP5018A	75	77	72	68	68	69	60	53	47
A5HP5024A	75	77	72	68	68	69	60	53	47
A5HP5030A	75	77	72	68	68	69	60	53	47
A5HP5036A	70	75	69	68	68	66	62	57	51
A5HP5042A	72	77	75	72	70	67	62	59	52
A5HP5048A	72	77	75	72	70	67	62	59	52
A5HP5060A	72	77	75	72	70	67	62	59	52

Note: Rated in accordance with AHRI Standard 270–2008.

[a] For reference only.

Wiring Diagrams

Figure 1. Wiring diagram — 018, 024, and 030 models

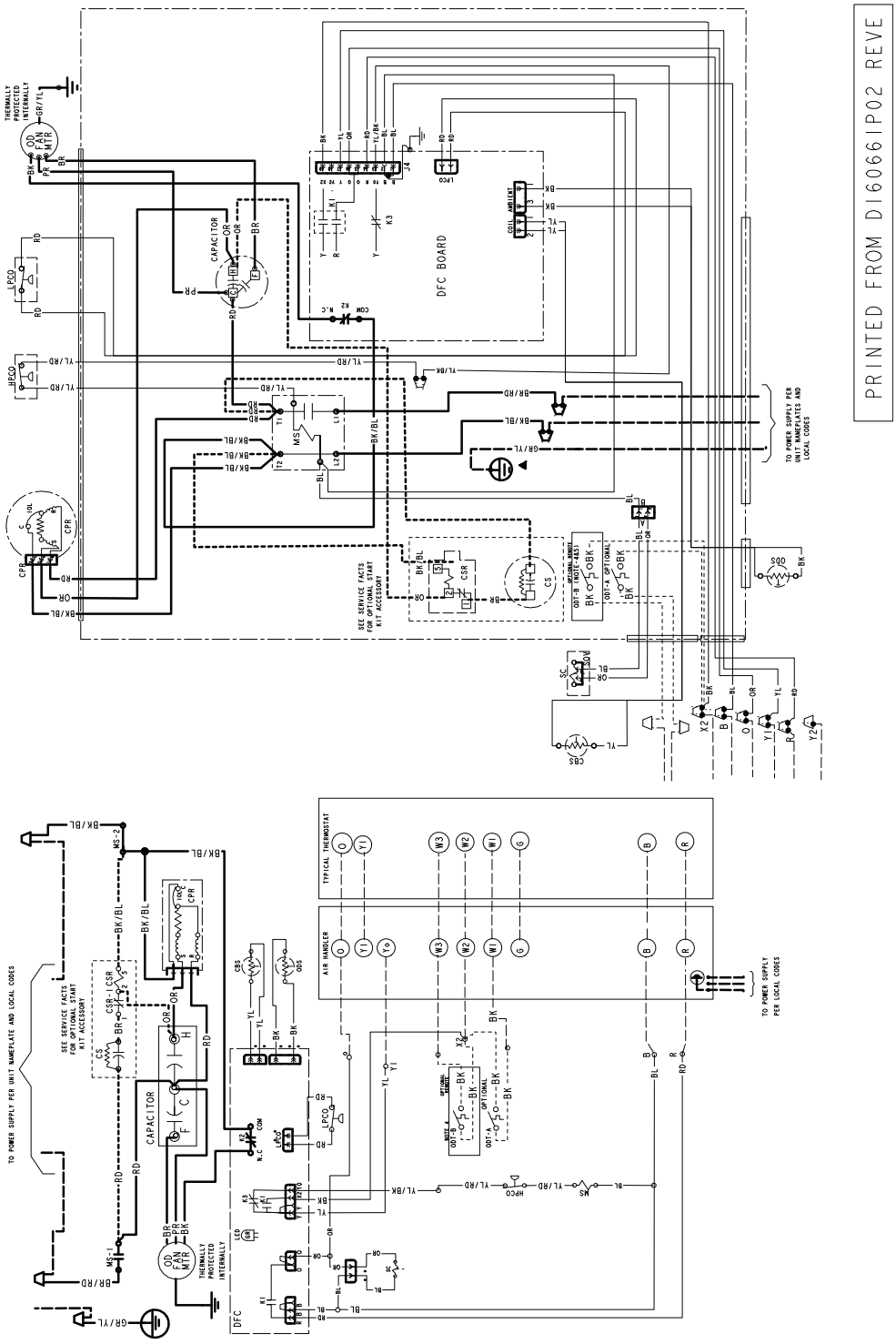

Figure 2. Wiring diagram — 048 model

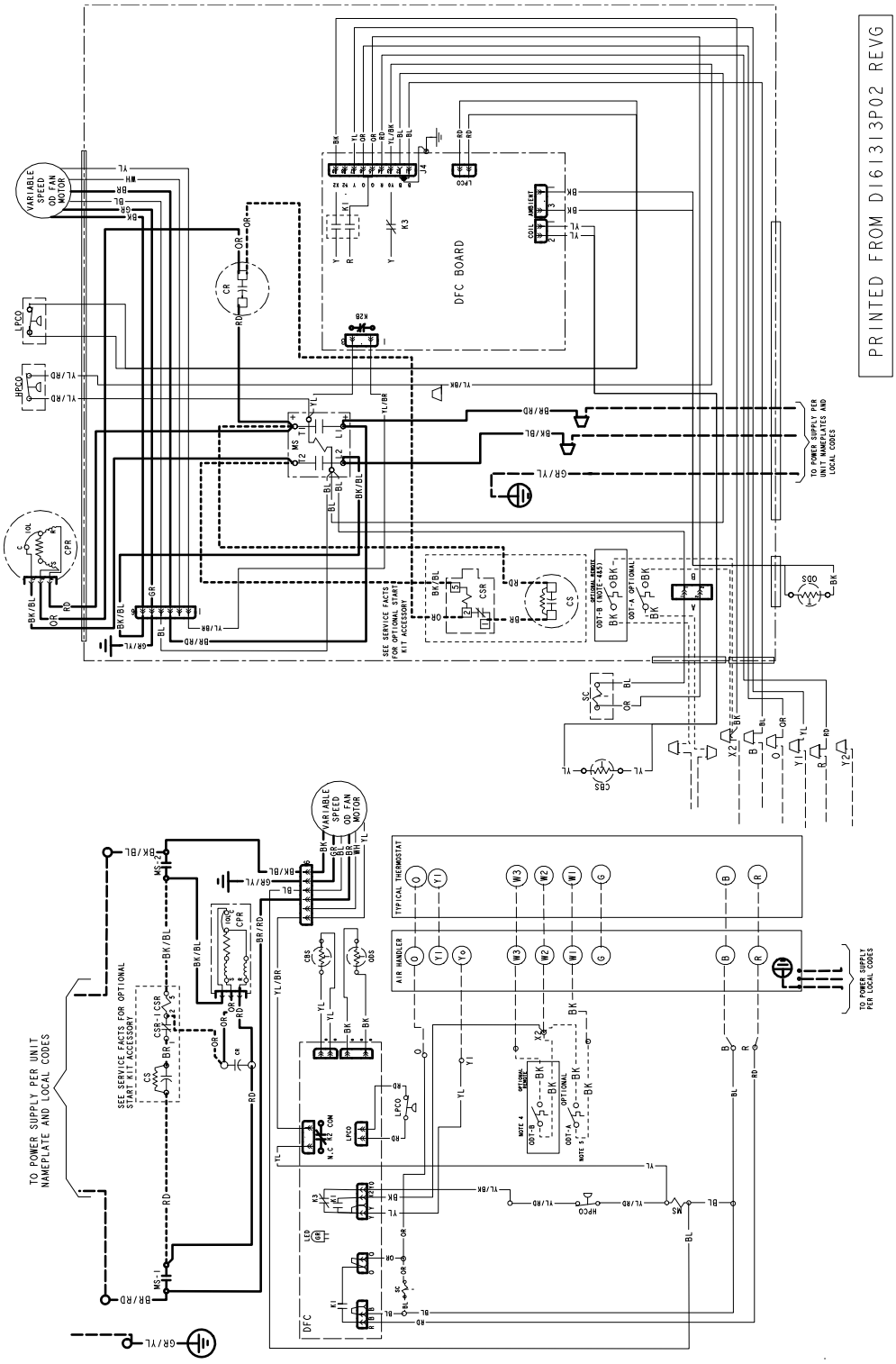

Figure 3. Wiring diagram — 048, and 060 models

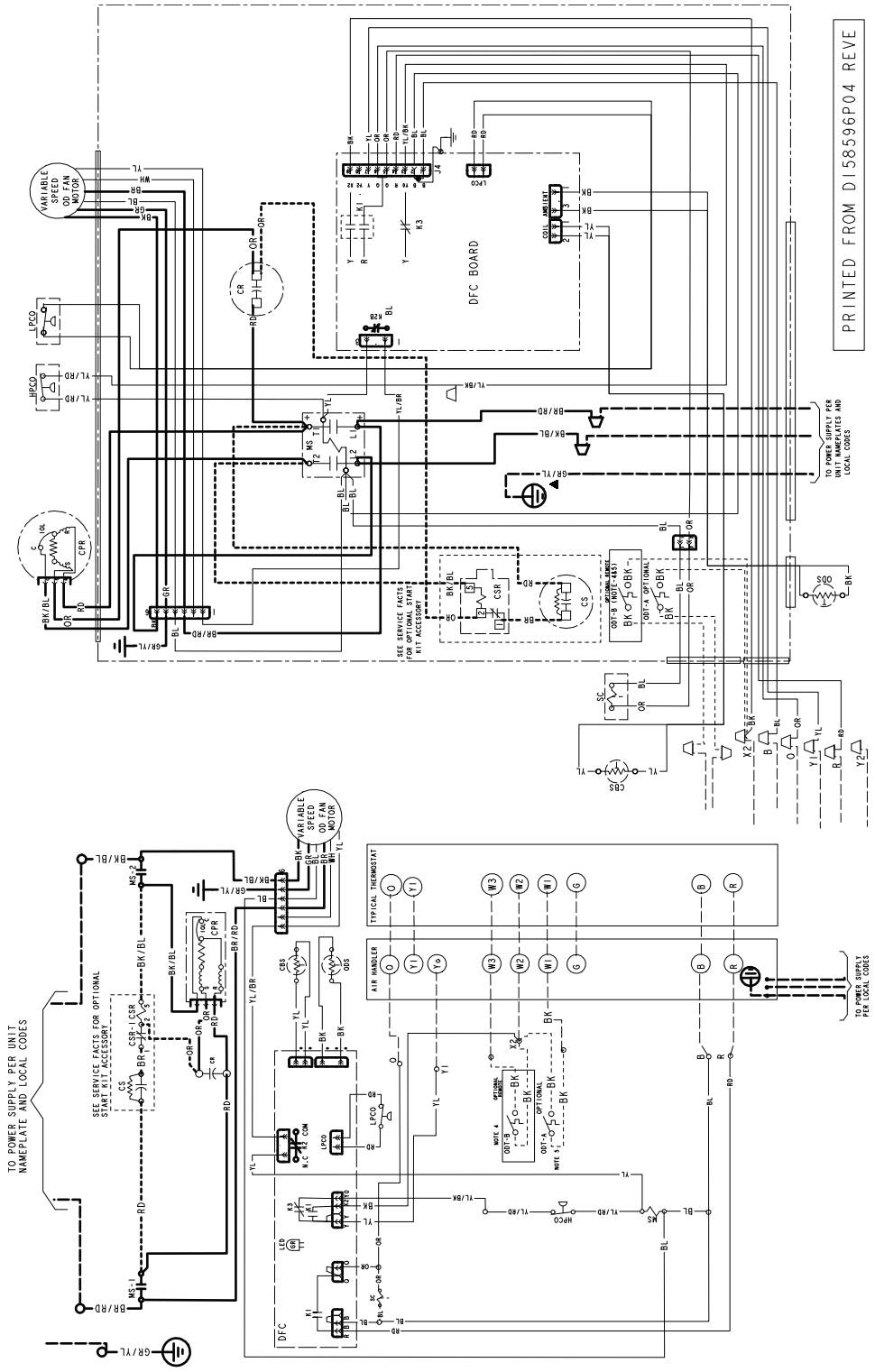

Dimensional Data

Figure 4. Dimensional drawing

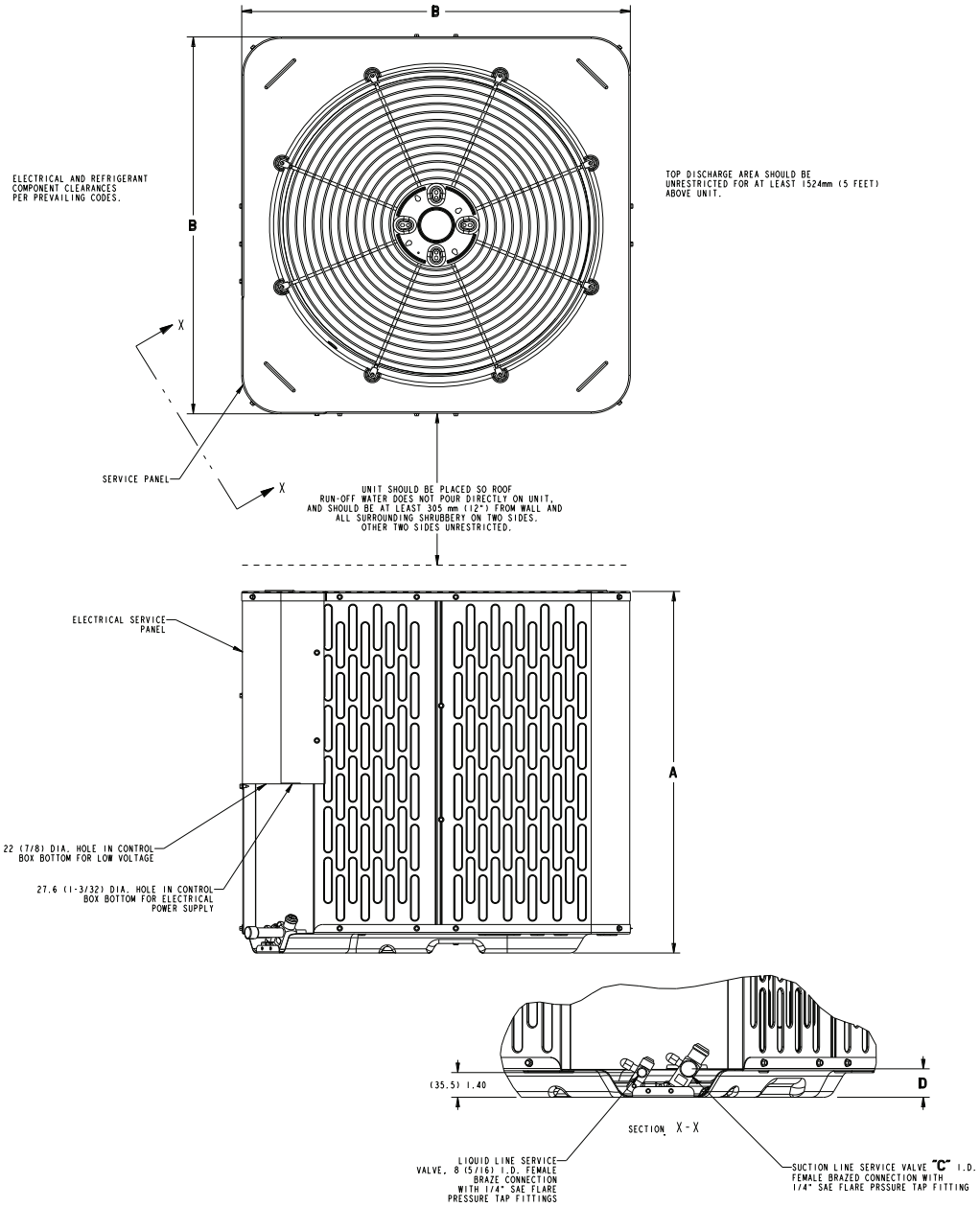

Table 5. Dimensions (mm (in.))

Model	Base	A	B	C	D
A5HP5018A	3.3	829 (32-5/8)	756 (29-3/4)	19 (3/4)	41 (1-5/8)
A5HP5024A	3.3	829 (32-5/8)	756 (29-3/4)	19 (3/4)	41 (1-5/8)
A5HP5030A	3.3	829 (32-5/8)	756 (29-3/4)	19 (3/4)	41 (1-5/8)
A5HP5036A	4.4	828 (32-5/8)	870 (34-1/4)	19 (3/4)	43 (1-3/4)
A5HP5042A	4.6	1133 (44-5/8)	870 (34-1/4)	19 (3/4)	43 (1-3/4)
A5HP5048A	4.6	1133 (44-5/8)	870 (34-1/4)	22 (7/8)	43 (1-3/4)
A5HP5060A	4.6	1133 (44-5/8)	870 (34-1/4)	22 (7/8)	43 (1-3/4)

Mechanical Specification Options

General

The outdoor condensing units are factory charged with the system charge required for the outdoor condensing unit, ten (10) feet of tested connecting line, and the smallest rated indoor evaporative coil match. This unit is designed to operate at outdoor ambient temperatures as high as 115°F. Cooling capacities are matched with a wide selection of air handlers and furnace coils that are AHRI certified. The unit is certified to UL 60335-2-40. Exterior is designed for outdoor application.

Casing

Unit casing is constructed of heavy gauge, galvanized steel and painted with a weather-resistant powder paint finish. The corner panels are prepainted. All panels are subjected to our 1,000 hour salt spray test.

Refrigerant Controls

Refrigeration system controls include condenser fan, compressor contactor and low and high pressure switches.

Compressor

The compressor features internal over temperature and pressure protection. Other features include: Centrifugal oil pump and low vibration and noise.

Condenser Coil

The outdoor coil provides low airflow resistance and efficient heat transfer. The coil is protected on all four sides by louvered panels.

Low Ambient Cooling

As manufactured, this system has a cooling capacity to 55°F. The addition of an evaporator defrost control permits operation to 40°F. The addition of an evaporator defrost control with TXV permits low ambient cooling to 30°F.

The addition of the BAYLOAM108 low ambient kit permits ambient cooling to 20°F.

Thermostats

Cooling only and heat/cooling (manual and automatic change over). Sub-base to match thermostat and locking thermostat cover.

About Trane and American Standard Heating and Air Conditioning

Trane and American Standard create comfortable, energy efficient indoor environments for residential applications. For more information, please visit www.trane.com or www.americanstandardair.com.

The AHRI Certified mark indicates company participation in the AHRI Certification program. For verification of individual certified products, go to ahridirectory.org.

The manufacturer has a policy of continuous data improvement and it reserves the right to change design and specifications without notice. We are committed to using environmentally conscious print practices.

ODR-PSD035A-EN 26 Jun 2025
Supersedes (New)

©2025