# SWM280

SWM280 PoE+ managed switch



Energy & utilities

Enterprise

Industrial & automation

Retail

Smart city

## POE+

Deliver power and data through 12 PoE+ ports with up to 30W per port

## L2+

Advanced routing protocols & VLAN segmentation

## CLOUD-ENABLED

Shipped with 2 years of RMS Management

## PROTOCOLS

Profinet, MRP, and EtherNet/IP for mixed industrial environments

Copyright © 2026, UAB TELTONIKA NETWORKS.
Specifications and information provided in this document are subject to change by UAB TELTONIKA NETWORKS without prior notice.



millbeck.co.uk

| Site Manager | |
|---|---|
| Supported modes | Managed Device |
| Functionalities | FOTA updates, device status reporting, automatic reboot and port restart via ping/wget health checks, centralized VLAN and port configuration |

| INDUSTRIAL PROTOCOLS | |
|---|---|
| Profinet | Profinet Class B conformance (available with optional order code) |

| Ethernet | |
|---|---|
| Fiber | 4 x SFP ports |
| IEEE 802.3 series standards | 802.3i, 802.3u, 802.3ab, 802.3x, 802.3az, 802.3ad |
| ETH | Multi-layer managed 24 x ETH ports, 10/100/1000 Mbps, supports auto MDI/MDIX crossover |

| Network | |
|---|---|
| Routing | Dynamic routing (BGP, OSPF v2, RIP v1/v2, EIGRP) |
| Port aggregation | 802.3ad (LACP) |
| MRP | MRP client role, MRP manager role |
| L2 features | Loop protection, Forwarding table, VLAN, STP/RSTP |
| DHCP | DHCP server, DHCP client, DHCP static leases capable of using MAC with wildcards |
| Multicast | IGMP snooping, multicast querier support |
| Port Settings | Enable/disable, link speed control, port isolation, PoE Management, EEE (802.3az) management, Port Mirroring |
| L3 Features | Static IPv4 routing, static IPv6 routing, DHCPv6 client, static IPv6 address |

| Security | |
|---|---|
| Authentication | PAM — preshared key, Radius & TACACS+, IP & login attempts block |
| VLAN | Port VLAN separation |
| 802.1x | Port-based network access control client and server |
| MAC filtering support | Allow specific MAC addresses to connect through specified ports, ignore unauthorized or disable the port if an unauthorized MAC address is detected |

| API | |
|---|---|
| Teltonika Networks Web API (beta) support | Expand your device's possibilities by using a set of configurable API endpoints to retrieve or change data. For more information, please refer to this documentation: https://developers.teltonika-networks.com |

Copyright © 2026, UAB TELTONIKA NETWORKS.
Specifications and information provided in this document are subject to change by UAB TELTONIKA NETWORKS without prior notice.

millbeck.co.uk

| Monitoring & Management | |
|---|---|
| WEB UI | HTTP/HTTPS, status, configuration, FW update, CLI, troubleshoot, multiple event log servers, firmware update availability notifications, event log, system log, kernel log, Internet status |
| FOTA | Firmware update from server, automatic notification |
| SSH | SSH (v1, v2) |

| System Characteristics | |
|---|---|
| CPU | Realtek, 500MHz, MIPS-4KEc |
| RAM | 128MB, DDR3 |
| FLASH storage | 16 MB serial flash |

| Firmware/Configuration | |
|---|---|
| WEB UI | Update FW from file, check FW on server, configuration profiles, configuration backup |
| FOTA | Update FW |
| RMS | Update FW/configuration for multiple devices at once |
| Keep settings | Update FW without losing current configuration |
| Factory settings reset | A full factory reset restores all system settings, including the IP address, PIN, and user data to the default manufacturer's configuration |

| FIRMWARE CUSTOMISATION | |
|---|---|
| Operating system | SwmOS (OpenWrt based Linux OS) |
| Supported languages | Busybox shell, Lua, C, C++ |
| Development tools | SDK package with build environment provided |
| Package Manager | The Package Manager is a service used to install additional software on the device |

| POE OUT | |
|---|---|
| PoE+ ports | Port 1-12 |
| PoE standards | IEEE 802.3af (PoE, Type 1) and IEEE 802.3at (PoE+, Type 2), Alternative A |
| PoE Max Power per Port (at PSE) | 30 W |
| Total PoE Power Budget (at PSE) | 300 W |

| Power | |
|---|---|
| Connector | C14 connector |
| Input voltage range | 100-240 VAC, 50/60 Hz |
| Power consumption | Idle: 7.5 W / Max: 325 W / PoE Max: 300 |

Copyright © 2026, UAB TELTONIKA NETWORKS.
Specifications and information provided in this document are subject to change by UAB TELTONIKA NETWORKS without prior notice.

millbeck.co.uk

| Physical Interfaces | |
|---|---|
| Ethernet | 24 x RJ45 ports, 10/100/1000 Mbps |
| Fiber | 4 x SFP ports |
| Status LEDs | 1 x Power LED, 48 x ETH status LEDs, 1 x Status LED, 4 x SFP status LEDs |
| Power | 1 x C14 connector |
| Reset | Software reset button |
| Other | 1 x Grounding screw |
| Cooling type | Active |
| Fans | 2 × internal fans |
| Airflow direction | Side-to-back |

| Physical Specification | |
|---|---|
| Casing material | Anodised aluminium housing and panels |
| Dimensions (W x H x D) | 483 x 44 x 234 mm |
| Weight | 1842 g |
| Mounting options | Rack mounting kit |

| Operating Environment | |
|---|---|
| Operating temperature | 0 °C to 50 °C |
| Operating humidity | 10% to 90% non-condensing |
| Ingress Protection Rating | IP30 |

| Services | |
|---|---|
| EtherNet/IP | Yes |
| SNMP V2, V3 | Yes |
| LLDP | Yes |
| Network Management | 802.1p class of service, 802.1x port-based network access control, 802.1Q VLAN |

| QoS | |
|---|---|
| QOS | Port priority, DSCP priority, 802.1p priority, TOS |
| Scheduling method | SP/WFQ/WRR |
| Bandwidth control | Rate limiting, storm control |
| Traffic Shaper | Port-based shaping |

Copyright © 2026, UAB TELTONIKA NETWORKS.
Specifications and information provided in this document are subject to change by UAB TELTONIKA NETWORKS without prior notice.

millbeck.co.uk

| Diagnostics | |
|---|---|
| Tools | Cable diagnostic, ping, traceroute, nslookup |
| Ping reboot | Capability to restart PoE in a specific port |

| Performance Specifications | |
|---|---|
| Bandwidth (Non-blocking) | 56 Gbps |
| Forwarding rate | 83.33 Mpps |
| Packet buffer | 512 KB |
| MAC address table size | 8K entries |
| Jumbo frame support | 10000 bytes |

Copyright © 2026, UAB TELTONIKA NETWORKS.
Specifications and information provided in this document are subject to change by UAB TELTONIKA NETWORKS without prior notice.

millbeck.co.uk

## Certification

| | |
|---|---|
| EMEA | SWM280 CE<br>SWM280 UKCA<br>SWM280 RoHS<br>SWM280 REACH<br>SWM280 ICASA |
| APAC | SWM280 RCM<br>SWM280 Giteki<br>SWM280 MTCTE |
| AMERICAS | SWM280 FCC<br>SWM280 IC(ISED)<br>SWM280 NOM |
| MISCELLANEOUS | SWM280 CB Scheme |
| SAFETY & ENVIROINMENTAL | SWM280 WEEE |

Copyright © 2026, UAB TELTONIKA NETWORKS.
Specifications and information provided in this document are subject to change by UAB TELTONIKA NETWORKS without prior notice.

millbeck.co.uk

# Hardware

## FRONT VIEW

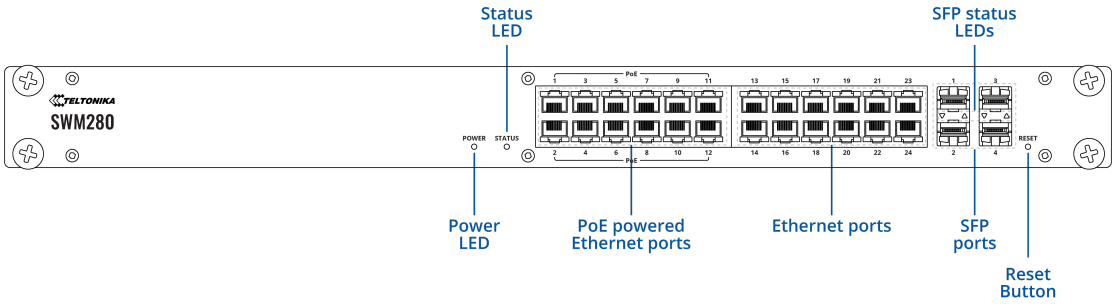


## BACK VIEW

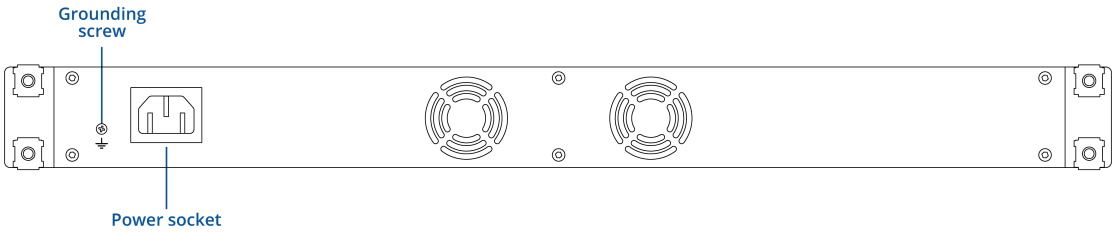


## RJ45 LED MEANING

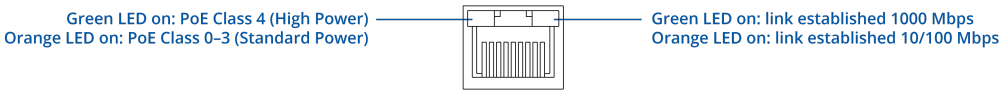


## POWER SOCKET PINOUT

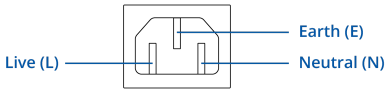


Copyright © 2026, UAB TELTONIKA NETWORKS.
Specifications and information provided in this document are subject to change by UAB TELTONIKA NETWORKS without prior notice.

millbeck.co.uk

## Ordering

**Standard package***



SWM280



QUICK START GUIDE

*Standard package contents may differ based on standard order codes.

For more information on all available packaging options – please contact us directly.

Copyright © 2026, UAB TELTONIKA NETWORKS.
Specifications and information provided in this document are subject to change by UAB TELTONIKA NETWORKS without prior notice.

millbeck.co.uk

## Classification codes

**HS Code:** 851762
**HTS:** 8517.62.00

For more information on all available packaging options – please contact us directly.

## Available versions

| Hardware version | Supported frequencies | Standard order code / Package Contains |
|---|---|---|
| SWM280 *****0<br>**PROFINET disabled by default** | N/A | SWM280000200 / Standard package without power cord<br>SWM280000700 / Standard package with EU power cord<br>SWM280000800 / Standard package with UK power cord<br>SWM280000900 / Standard package with US power cord<br>SWM280000A00 / Standard package with AU power cord |
| SWM280 *****1<br>**Profinet Class B conformance** | N/A | SWM280000201 / Standard package without power cord |

For more information on all available packaging options – please contact us directly.

## SWM280 spatial measurements

| Available versions | |
|---|---|
| Box: | 510 x 73 x 318 mm |
| Device housing (W x H x D)* | 483 x 44 x 234 mm |
| | *Housing measurements are presented without antenna connectors and screws; for measurements of other device elements look to the sections below |

Copyright © 2026, UAB TELTONIKA NETWORKS.
Specifications and information provided in this document are subject to change by UAB TELTONIKA NETWORKS without prior notice.

millbeck.co.uk

## FRONT VIEW

The figure below depicts the measurements of device and its components as seen from the front panel side:

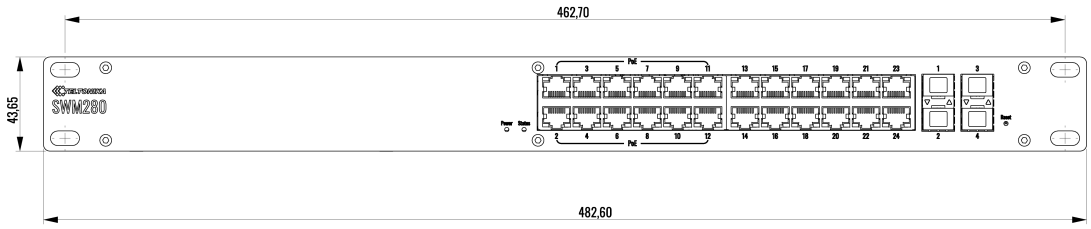


## MOUNTING SPACE REQUIREMENTS

The figure below depicts an approximation of the device's dimensions when cables and antennas are attached:

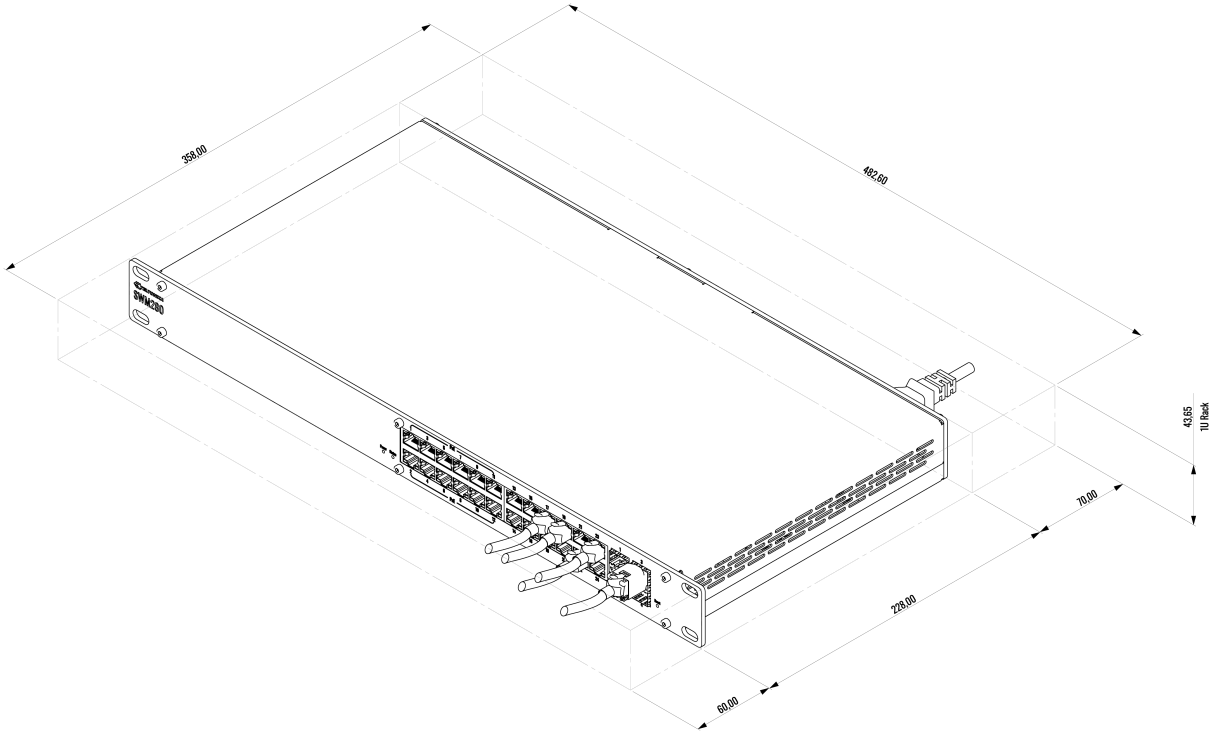


## REAR VIEW

The figure below depicts the measurements of device and its components as seen from the back panel side:

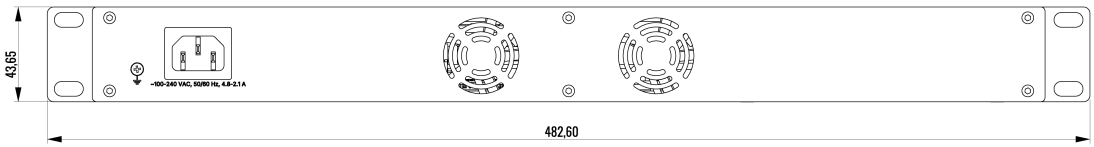


Copyright © 2026, UAB TELTONIKA NETWORKS.
Specifications and information provided in this document are subject to change by UAB TELTONIKA NETWORKS without prior notice.

millbeck.co.uk

## RIGHT VIEW

The figure below depicts the measurements of device and its components as seen from the right side:

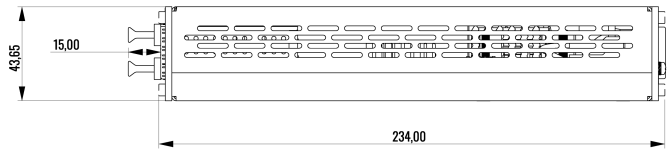


## TOP VIEW

The figure below depicts the measurements of device and its components as seen from the top:




Copyright © 2026, UAB TELTONIKA NETWORKS.
Specifications and information provided in this document are subject to change by UAB TELTONIKA NETWORKS without prior notice.

millbeck.co.uk

RMS

# REMOTE MANAGEMENT SYSTEM



# UNIFIED ENTERPRISE CONTROL. SIMPLIFIED.

## One Integrated Ecosystem

**Your complete networking solution:** TAP Access Points, SWM/TSW Switches, and the power of RMS – all working together on one secure platform.

– Vendor-Neutral Management: RMS manages Teltonika and 3rd-Party networking devices from a single platform.

– No Hardware Controllers: Save cost and complexity. Manage everything through RMS or local OS.

– Enterprise OS: RutOS & TswOS come with built-in VPN, VLAN/QoS, enhanced security, and powerful automation tools.

## Unmatched Remote power

**– RMS Access Included:** Get two years of free remote monitoring and configuration immediately upon purchase.

**– Interactive Network Map:** Visual 2D topology for faster diagnostics and configuration directly from the map.

**– Extend Your Reach:** Securely access any device behind your network through RMS Connect (cameras, PLCs, servers, etc.) extending management beyond our hardware.

Copyright © 2026, UAB TELTONIKA NETWORKS.
Specifications and information provided in this document are subject to change by UAB TELTONIKA NETWORKS without prior notice.

millbeck.co.uk

# Millbeck.

## ABOUT

Millbeck brings over 20 years of connectivity expertise, delivering smart, secure IoT solutions that scale seamlessly, from UK based projects to global deployments.

As a Teltonika Diamond Partner, we combine global IoT SIM coverage, industrial-grade hardware, and expert support to deliver scalable, future-ready systems tailored to your exact needs.

## TIMELINE

**2002 — MILLBECK FOUNDED**
Founded to provide data solutions to SMEs

**2008 — FIRST IOT SIM SOLUTION PROVIDED**
Cellular SIM solutions commence

**2018 — ROAMING IOT SIMS LAUNCHED**
The next step in IoT connectivity begins

**2024 — TELTONIKA DIAMOND PARTNER**
Millbeck solidify position as a key Teltonika partner

**2025 — 5000+ CUSTOMERS CONNECTED**
Continued growth in IoT Connectivity

## EXPERTISE

- Routers
- Antennas
- Networking
- IoT SIMs
- IoT Consultancy

## SIM TECHNOLOGIES

- 2G/3G, 4G LTE, 5G, CAT-M1, LTE-M, VoLTE & NB-IoT
- eUICC
- eSIM
- Fixed Public IP
- Fixed Private IP
- IPSec VPN
- SSL VPN

sales@millbeck.co.uk - 0113 548 0770 - millbeck.co.uk

Millbeck.

# Industry sectors we connect

- Agriculture
- Construction
- BMS & Smart Cities
- Energy & Utilities
- Healthcare
- EV Charging
- Industrial IoT
- Retail & Point of Sale
- Security
- Automotive & Logistics

sales@millbeck.co.uk - 0113 548 0770 - millbeck.co.uk

# Millbeck.

## SIM & Hardware vendors

TELTONIKA

PROroute

2J antennas

PANORAMA ANTENNAS

POYNTING

DrayTek

QuWireless

OV

kpn IoT

EE

vodafone

O2

sales@millbeck.co.uk – 0113 548 0770 – millbeck.co.uk

# Millbeck.




sales@millbeck.co.uk – 0113 548 0770 – millbeck.co.uk