SWM281

SWM281 Gigabit Ethernet managed switch



Energy & utilities

Enterprise

Industrial & automation

Retail

Smart city

L2+

Advanced routing protocols & VLAN segmentation

HYBRID CONNECTIVITY

24 Gigabit Ethernet with 4 SFP ports for density and long-distance connectivity

CLOUD-ENABLED

Shipped with 2 years of RMS Management

PROTOCOLS

Profinet, MRP, and EtherNet/IP for mixed industrial environments

Copyright © 2026, UAB TELTONIKA NETWORKS.
Specifications and information provided in this document are subject to change by UAB TELTONIKA NETWORKS without prior notice.

millbeck.co.uk

Site Manager	
Supported modes	Managed Device
Functionalities	FOTA updates, device status reporting, automatic reboot and port restart via ping/wget health checks, centralized VLAN and port configuration

INDUSTRIAL PROTOCOLS	
Profinet	Profinet Class B conformance (available with optional order code)

Ethernet	
Fiber	4 x SFP ports
IEEE 802.3 series standards	802.3i, 802.3u, 802.3ab, 802.3x, 802.3az, 802.3ad
ETH	Multi-layer managed 24 x ETH ports, 10/100/1000 Mbps, supports auto MDI/MDIX crossover

Network	
Routing	Dynamic routing (BGP, OSPF v2, RIP v1/v2, EIGRP)
Port aggregation	802.3ad (LACP)
MRP	MRP client role, MRP manager role
L2 features	Loop protection, Forwarding table, VLAN, STP/RSTP
DHCP	DHCP server, DHCP client, DHCP static leases capable of using MAC with wildcards
Multicast	IGMP snooping, multicast querier support
Port Settings	Enable/disable, link speed control, port isolation, EEE (802.3az) management, Port Mirroring
L3 Features	Static IPv4 routing, static IPv6 routing, DHCPv6 client, static IPv6 address

Security	
Authentication	PAM — preshared key, Radius & TACACS+, IP & login attempts block
VLAN	Port VLAN separation
802.1x	Port-based network access control client and server
MAC filtering support	Allow specific MAC addresses to connect through specified ports, ignore unauthorized or disable the port if an unauthorized MAC address is detected

API	
Teltonika Networks Web API (beta) support	Expand your device's possibilities by using a set of configurable API endpoints to retrieve or change data. For more information, please refer to this documentation: https://developers.teltonika-networks.com

Copyright © 2026, UAB TELTONIKA NETWORKS.
Specifications and information provided in this document are subject to change by UAB TELTONIKA NETWORKS without prior notice.

millbeck.co.uk

Monitoring & Management	
WEB UI	HTTP/HTTPS, status, configuration, FW update, CLI, troubleshoot, multiple event log servers, firmware update availability notifications, event log, system log, kernel log, Internet status
FOTA	Firmware update from server, automatic notification
SSH	SSH (v1, v2)

System Characteristics	
CPU	Realtek, 500MHz, MIPS-4KEc
RAM	128MB, DDR3
FLASH storage	16 MB serial flash

Firmware/Configuration	
WEB UI	Update FW from file, check FW on server, configuration profiles, configuration backup
FOTA	Update FW
RMS	Update FW/configuration for multiple devices at once
Keep settings	Update FW without losing current configuration
Factory settings reset	A full factory reset restores all system settings, including the IP address, PIN, and user data to the default manufacturer's configuration

FIRMWARE CUSTOMISATION	
Operating system	SwmOS (OpenWrt based Linux OS)
Supported languages	Busybox shell, Lua, C, C++
Development tools	SDK package with build environment provided
Package Manager	The Package Manager is a service used to install additional software on the device

Power	
Connector	C14 connector
Input voltage range	100-240 VAC, 50/60 Hz
Power consumption	Idle: 5.5 W / Max: 20 W

Physical Interfaces	
Ethernet	24 x RJ45 ports, 10/100/1000 Mbps
Fiber	4 x SFP ports
Status LEDs	1 x Power LED, 48 x ETH status LEDs, 1 x Status LED, 4 x SFP status LEDs
Power	1 x C14 connector
Reset	Software reset button
Other	1 x Grounding screw

Copyright © 2026, UAB TELTONIKA NETWORKS.
Specifications and information provided in this document are subject to change by UAB TELTONIKA NETWORKS without prior notice.

millbeck.co.uk

Physical Specification	
Casing material	Anodised aluminium housing and panels
Dimensions (W x H x D)	483 x 44 x 234 mm
Weight	1853 g
Mounting options	Rack mounting kit

Operating Environment	
Operating temperature	0 °C to 50 °C
Operating humidity	10% to 90% non-condensing
Ingress Protection Rating	IP30

Services	
EtherNet/IP	Yes
SNMP V2, V3	Yes
LLDP	Yes
Network Management	802.1p class of service, 802.1x port-based network access control, 802.1Q VLAN

QoS	
QOS	Port priority, DSCP priority, 802.1p priority, TOS
Scheduling method	SP/WFQ/WRR
Bandwidth control	Rate limiting, storm control
Traffic Shaper	Port-based shaping

Diagnostics	
Tools	Cable diagnostic, ping, traceroute, nslookup

Performance Specifications	
Bandwidth (Non-blocking)	56 Gbps
Forwarding rate	83.33 Mpps
Packet buffer	512 KB
MAC address table size	8K entries
Jumbo frame support	10000 bytes

Copyright © 2026, UAB TELTONIKA NETWORKS.
Specifications and information provided in this document are subject to change by UAB TELTONIKA NETWORKS without prior notice.

millbeck.co.uk

Certification

EMEA	SWM281 CE SWM281 UKCA SWM281 RoHS SWM281 REACH SWM281 ICASA
APAC	SWM281 RCM SWM281 MTCTE
AMERICAS	SWM281 FCC SWM281 IC(ISED) SWM281 NOM
MISCELLANEOUS	SWM281 CB Scheme
SAFETY & ENVIROINMENTAL	SWM281 WEEE

Copyright © 2026, UAB TELTONIKA NETWORKS.
Specifications and information provided in this document are subject to change by UAB TELTONIKA NETWORKS without prior notice.

millbeck.co.uk

Hardware

FRONT VIEW

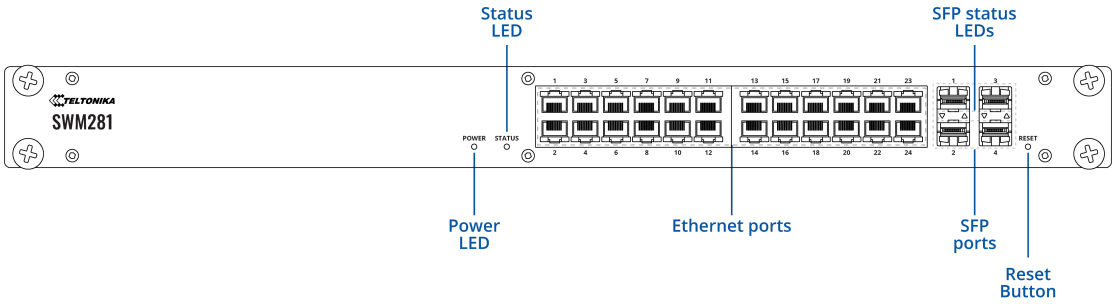

BACK VIEW

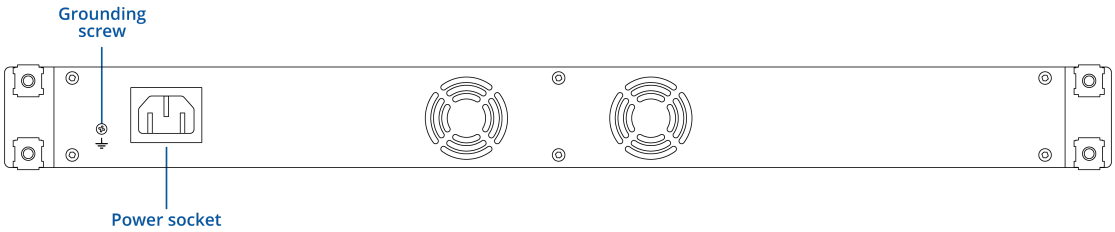

RJ45 LED MEANING



POWER SOCKET PINOUT

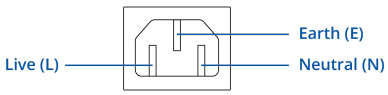

Copyright © 2026, UAB TELTONIKA NETWORKS.
Specifications and information provided in this document are subject to change by UAB TELTONIKA NETWORKS without prior notice.

millbeck.co.uk

Ordering

Standard package*



SWM281



QUICK START GUIDE

*Standard package contents may differ based on standard order codes.

For more information on all available packaging options – please contact us directly.

Copyright © 2026, UAB TELTONIKA NETWORKS.
Specifications and information provided in this document are subject to change by UAB TELTONIKA NETWORKS without prior notice.

millbeck.co.uk

Classification codes

HS Code: 851762
HTS: 8517.62.00

For more information on all available packaging options – please contact us directly.

Available versions

Hardware version	Supported frequencies	Standard order code / Package Contains
SWM281 *****0 **PROFINET disabled by default**	N/A	SWM281000200 / Standard package without power cord SWM281000700 / Standard package with EU power cord SWM281000800 / Standard package with UK power cord SWM281000900 / Standard package with US power cord SWM281000A00 / Standard package with AU power cord
SWM281 *****1 **Profinet Class B conformance**	N/A	SWM281000201 / Standard package without power cord

For more information on all available packaging options – please contact us directly.

SWM281 spatial measurements

Available versions	
Box:	510 x 73 x 318 mm
Device housing (W x H x D)*	483 x 44 x 234 mm
	*Housing measurements are presented without antenna connectors and screws; for measurements of other device elements look to the sections below

Copyright © 2026, UAB TELTONIKA NETWORKS.
Specifications and information provided in this document are subject to change by UAB TELTONIKA NETWORKS without prior notice.

millbeck.co.uk

TOP VIEW

The figure below depicts the measurements of device and its components as seen from the top:



FRONT VIEW

The figure below depicts the measurements of device and its components as seen from the front panel side:

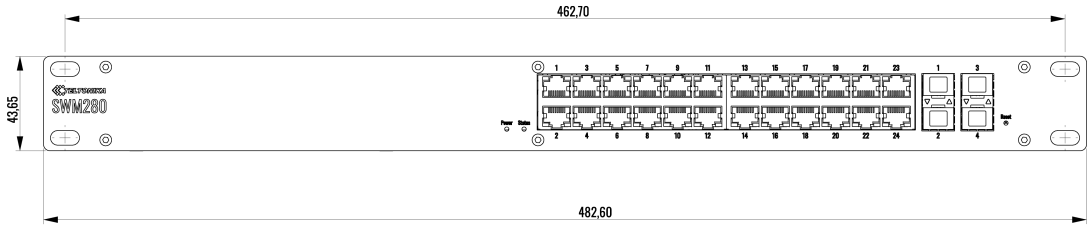

REAR VIEW

The figure below depicts the measurements of device and its components as seen from the back panel side:

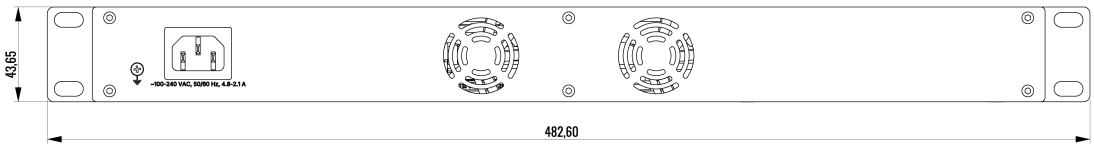

Copyright © 2026, UAB TELTONIKA NETWORKS.
Specifications and information provided in this document are subject to change by UAB TELTONIKA NETWORKS without prior notice.

millbeck.co.uk

MOUNTING SPACE REQUIREMENTS

The figure below depicts an approximation of the device's dimensions when cables and antennas are attached:

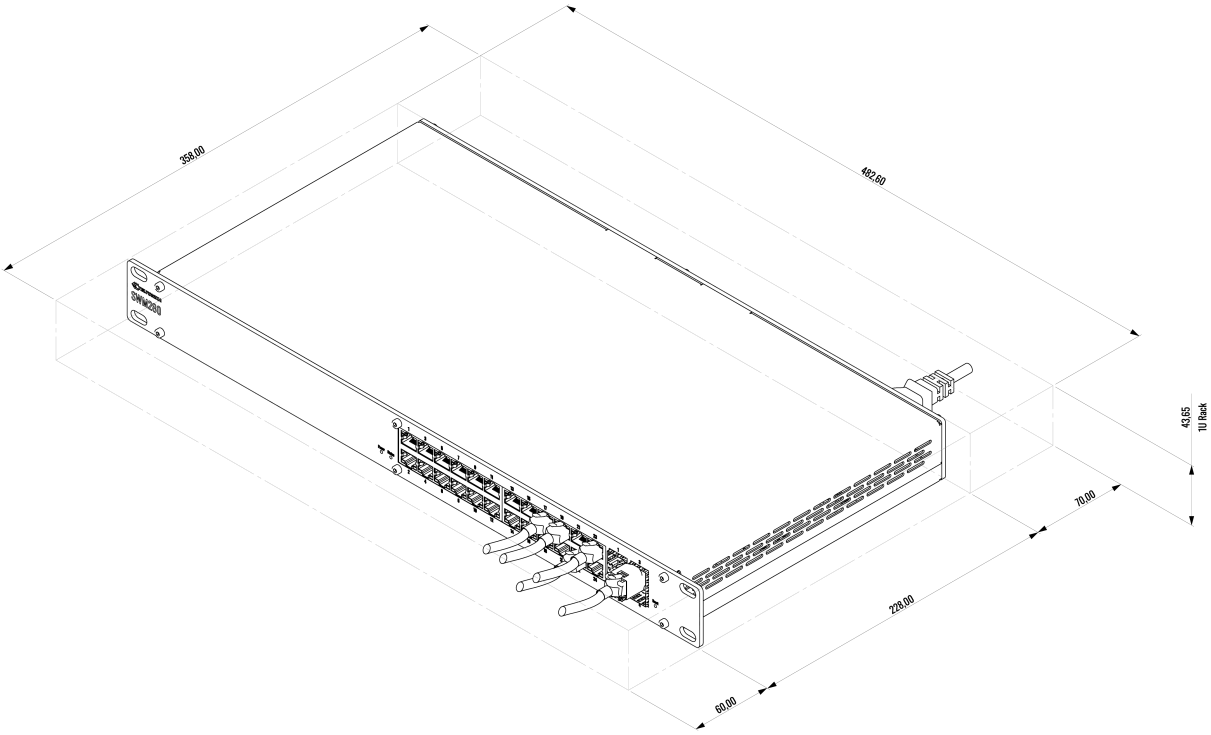

RIGHT VIEW

The figure below depicts the measurements of device and its components as seen from the right side:

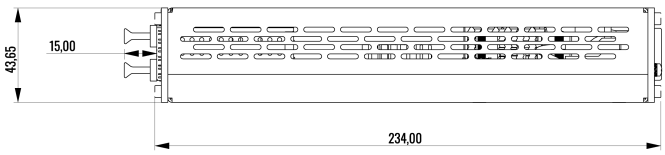

Copyright © 2026, UAB TELTONIKA NETWORKS.
Specifications and information provided in this document are subject to change by UAB TELTONIKA NETWORKS without prior notice.

millbeck.co.uk

RMS

REMOTE MANAGEMENT SYSTEM



UNIFIED ENTERPRISE CONTROL. SIMPLIFIED.

One Integrated Ecosystem

Your complete networking solution: TAP Access Points, SWM/TSW Switches, and the power of RMS – all working together on one secure platform.

– Vendor-Neutral Management: RMS manages Teltonika and 3rd-Party networking devices from a single platform.

– No Hardware Controllers: Save cost and complexity. Manage everything through RMS or local OS.

– Enterprise OS: RutOS & TswOS come with built-in VPN, VLAN/QoS, enhanced security, and powerful automation tools.

Unmatched Remote power

– RMS Access Included: Get two years of free remote monitoring and configuration immediately upon purchase.

– Interactive Network Map: Visual 2D topology for faster diagnostics and configuration directly from the map.

– Extend Your Reach: Securely access any device behind your network through RMS Connect (cameras, PLCs, servers, etc.) extending management beyond our hardware.

Copyright © 2026, UAB TELTONIKA NETWORKS.
Specifications and information provided in this document are subject to change by UAB TELTONIKA NETWORKS without prior notice.

millbeck.co.uk

Millbeck.

ABOUT

Millbeck brings over 20 years of connectivity expertise, delivering smart, secure IoT solutions that scale seamlessly, from UK based projects to global deployments.

As a Teltonika Diamond Partner, we combine global IoT SIM coverage, industrial-grade hardware, and expert support to deliver scalable, future-ready systems tailored to your exact needs.

TIMELINE

2002 — MILLBECK FOUNDED
Founded to provide data solutions to SMEs

2008 — FIRST IOT SIM SOLUTION PROVIDED
Cellular SIM solutions commence

2018 — ROAMING IOT SIMS LAUNCHED
The next step in IoT connectivity begins

2024 — TELTONIKA DIAMOND PARTNER
Millbeck solidify position as a key Teltonika partner

2025 — 5000+ CUSTOMERS CONNECTED
Continued growth in IoT Connectivity

EXPERTISE

- Routers
- Antennas
- Networking
- IoT SIMs
- IoT Consultancy

SIM TECHNOLOGIES

- 2G/3G, 4G LTE, 5G, CAT-M1, LTE-M, VoLTE & NB-IoT
- eUICC
- eSIM
- Fixed Public IP
- Fixed Private IP
- IPSec VPN
- SSL VPN

sales@millbeck.co.uk - 0113 548 0770 - millbeck.co.uk

Millbeck.

Industry sectors we connect

- Agriculture
- Construction
- BMS & Smart Cities
- Energy & Utilities
- Healthcare
- EV Charging
- Industrial IoT
- Retail & Point of Sale
- Security
- Automotive & Logistics

sales@millbeck.co.uk - 0113 548 0770 - millbeck.co.uk

Millbeck.

SIM & Hardware vendors

TELTONIKA

PROroute

2J antennas

PANORAMA ANTENNAS

POYNTING

DrayTek

QuWireless

OV

kpn IoT

EE

vodafone

O2

sales@millbeck.co.uk – 0113 548 0770 – millbeck.co.uk

Millbeck.



sales@millbeck.co.uk – 0113 548 0770 – millbeck.co.uk