

INDEPENDENT AUDITOR'S REPORT

To the Members of Standard Glass Lining Technology Limited (Formerly known as Standard Glass Lining Technology Private Limited)

Report on the Audit of the Consolidated Financial Statements

Opinion

We have audited the accompanying consolidated financial statements of Standard Glass Lining Technology Limited (hereinafter referred to as the "Holding Company") and its subsidiary (Holding Company and its subsidiary together referred to as "the Group"), which comprise the consolidated Balance Sheet as at March 31, 2023, the Consolidated Statement of Profit and Loss (Including other comprehensive income), the consolidated statement of changes in equity, the Consolidated Statement of Cash flows for the year then ended and notes to the consolidated financial statements, including a summary of significant accounting policies and other explanatory information (hereinafter referred to as "the consolidated financial statements").

In our opinion and to the best of our information and according to the explanations given to us, the aforesaid consolidated financial statements give the information required by the Companies Act, 2013 ("the Act") in the manner so required and give a true and fair view in conformity with Accounting Standards prescribed under section 133 of the Act read Companies (Accounts) Rules, 2015 as amended and other accounting principles generally accepted in India, of their consolidated state of affairs of the Group as at March 31, 2023, of Consolidated profit and other comprehensive income, consolidated changes in equity and its Consolidated Cash Flows for the year then ended.

Basis for Opinion

We conducted our audit in accordance with the Standards on Auditing (SAs) specified under section 143(10) of the Act. Our responsibilities under those Standards are further described in the Auditor's Responsibilities for the Audit of the Consolidated Financial Statements section of our report. We are independent of the Group its associate and jointly controlled entities in accordance with the ethical requirements that are relevant to our audit of the consolidated financial statements in India in terms of Code of Ethics issued by Institute of Chartered Accountant of India ("ICAI"), and the relevant provisions of the Act and we have fulfilled our other ethical responsibilities in accordance with these requirements. We believe that the audit evidence we have obtained is sufficient and appropriate to provide a basis for our opinion.

Responsibilities of Management and Those Charged with Governance for the Consolidated Financial Statements

The Holding Company's Board of Directors is responsible for the preparation and presentation of these consolidated financial statements in term of the requirements of the Act that give a true and fair view of the consolidated financial position, consolidated financial performance and consolidated cash flows of the Group in accordance with the accounting principles generally accepted in India, including the Accounting Standards specified under section 133 of the Act. The respective Board of Directors of the companies included in the Group are responsible for maintenance of adequate accounting records in accordance with the provisions of the Act for safeguarding the assets of the Group and for preventing and detecting frauds and other irregularities; the selection and application of appropriate accounting policies; making judgments and estimates that are reasonable and prudent; and the design,

implementation and maintenance of adequate internal financial controls, that were operating effectively for ensuring accuracy and completeness of the accounting records, relevant to the preparation and presentation of the consolidated financial statements that give a true and fair view and are free from material misstatement, whether due to fraud or error, which have been used for the purpose of preparation of the consolidated financial statements by the Directors of the Holding Company, as aforesaid.

In preparing the consolidated financial statements, the respective Board of Directors of the companies included in the Group are responsible for assessing the ability of the Group to continue as a going concern, disclosing, as applicable, matters related to going concern and using the going concern basis of accounting unless the Board of Directors either intends to liquidate the Group or to cease operations, or has no realistic alternative but to do so.

The respective Board of Directors of the companies included in the Group are responsible for overseeing the financial reporting process of the Group.

Auditor's Responsibilities for the Audit of the Consolidated Financial Statements

Our objectives are to obtain reasonable assurance about whether the consolidated financial statements as a whole are free from material misstatement, whether due to fraud or error, and to issue an auditor's report that includes our opinion. Reasonable assurance is a high level of assurance, but is not a guarantee that an audit conducted in accordance with Standards on Auditing ("SAs") will always detect a material misstatement when it exists. Misstatements can arise from fraud or error and are considered material if, individually or in the aggregate, they could reasonably be expected to influence the economic decisions of users taken on the basis of these consolidated financial statements.

We give in "Annexure A" a detailed description of Auditor's responsibilities for Audit of the Consolidated Financial Statements.

Other Matter

The comparative consolidated financial information of the Company for the year ended March 31, 2022 included in these consolidated financial statements, are based on the previously issued consolidated financial statements prepared in accordance with the Companies (Accounting Standards) Rules, 2021, specified under Section 133 and other relevant provisions of the Act for the year ended March 31, 2022 on which we issued an unmodified audit opinion vide our report dated September 30, 2022 on those consolidated financial statements, as adjusted for the differences in the accounting principles adopted by the Company on transition to the Ind AS, which have also been audited by us.

Report on Other Legal and Regulatory Requirements

1. As required by Section 143(3) of the Act, we report, to the extent applicable, that:
 - a. We have sought and obtained all the information and explanations which to the best of our knowledge and belief were necessary for the purposes of our audit of the aforesaid consolidated financial statements.
 - b. In our opinion, proper books of account as required by law relating to preparation of the aforesaid consolidated financial statements have been kept so far as it appears from our examination of those books and the reports of the other auditors.



- c. The Consolidated Balance Sheet, the Consolidated Statement of Profit and Loss, and the Consolidated Statement of Cash Flow dealt with by this Report are in agreement with the relevant books of account maintained for the purpose of preparation of the consolidated financial statements.
- d. In our opinion, the aforesaid consolidated financial statements comply with the Accounting Standards specified under Section 133 of the Act.
- e. On the basis of the written representations received from the directors of the Holding Company as on March 31, 2023 taken on record by the Board of Directors of the Holding Company and the reports of the statutory auditors of its subsidiary company incorporated in India, none of the directors of the Group companies incorporated in India are disqualified as on March 31, 2023 from being appointed as a director in terms of Section 164 (2) of the Act.
- f. With respect to the adequacy of internal financial controls with reference to financial statements of the Group and the operating effectiveness of such controls, refer to our separate report in "Annexure B".
- g. With respect to the other matters to be included in the Auditor's Report in accordance with Rule 11 of the Companies (Audit and Auditor's) Rules, 2014, in our opinion and to the best of our information and according to the explanations given to us:
 - i. The Group has disclosed the impact of pending litigations on its financial position in its consolidated financial statements – Refer Note 45 to the Consolidated financial statements;
 - ii. The Group did not have any material foreseeable losses on long-term contracts including derivative contracts.
 - iii. There were no amounts which were required to be transferred to the Investor Education and Protection Fund by the Holding Company and its subsidiary company incorporated in India.
 - iv. The respective Managements of the Holding Company and its subsidiary which is a company incorporated in India whose financial statements have been audited under the Act have represented to us and the other auditors of such subsidiary that, to the best of their knowledge and belief, no funds have been advanced or loaned or invested (either from borrowed funds or share premium or any other sources or kind of funds) by the Holding Company or any of such subsidiary to or in any other person(s) or entity(ies), including foreign entities with the understanding, whether recorded in writing or otherwise, as on the date of this audit report, that such parties shall, directly or indirectly lend or invest in other persons or entities identified in any manner whatsoever by or on behalf of the Holding Company or any of such subsidiary ("Ultimate Beneficiaries") or provide any guarantee, security or the like on behalf of the Ultimate Beneficiaries.


The respective Managements of the Holding Company and its subsidiary which is a company incorporated in India whose financial statements have been audited under the Act have represented to us and the other auditors of such subsidiary respectively that, to the best of their knowledge and belief, no funds have been received by the Holding Company or any of such subsidiary from any person(s) or entity(ies), including foreign entities with the understanding, whether recorded in writing or otherwise, as on the date



of this audit report, that the Holding Company or any of such subsidiary shall, directly or indirectly, lend or invest in other persons or entities identified in any manner whatsoever by or on behalf of the Funding Party ("Ultimate Beneficiaries") or provide any guarantee, security or the like on behalf of the Ultimate Beneficiaries.

- V. The Company has neither declared nor paid any dividend during the year.
2. As required by The Companies (Amendment) Act, 2017, in our opinion, according to information, explanations given to us, the remuneration paid by the Group to its directors is within the limits laid prescribed under Section 197 of the Act and the rules thereunder.
3. According to the information and explanations given to us and based on the CARO reports issued by us for the Company and on consideration of CARO reports by statutory auditors of subsidiary company included in the consolidated financial statements of the Company to which reporting under CARO is applicable, we report that there are no Qualifications/adverse remarks.

For M S K A & Associates
Chartered Accountants
ICAI Firm Registration No. 105047W


Amit Kumar Agarwal
Partner
Membership No. 214198
UDIN: 23214198BGXCQL4953



Place: Hyderabad
Date: April 30, 2023

**ANNEXURE A TO THE INDEPENDENT AUDITOR'S REPORT ON EVEN DATE ON THE
CONSOLIDATED FINANCIAL STATEMENTS OF STANDARD GLASS LINING
TECHNOLOGY LIMITED**

Auditor's Responsibilities for the Audit of the Consolidated Financial Statements

As part of an audit in accordance with SAs, we exercise professional judgment and maintain professional skepticism throughout the audit. We also:

- Identify and assess the risks of material misstatement of the consolidated financial statements, whether due to fraud or error, design and perform audit procedures responsive to those risks, and obtain audit evidence that is sufficient and appropriate to provide a basis for our opinion. The risk of not detecting a material misstatement resulting from fraud is higher than for one resulting from error, as fraud may involve collusion, forgery, intentional omissions, misrepresentations, or the override of internal control.
- Obtain an understanding of internal control relevant to the audit in order to design audit procedures that are appropriate in the circumstances. Under section 143(3)(i) of the Act, we are also responsible for expressing our opinion on whether the company has internal financial controls with reference to financial statements in place and the operating effectiveness of such controls.
- Evaluate the appropriateness of accounting policies used and the reasonableness of accounting estimates and related disclosures made by management.
- Conclude on the appropriateness of management's use of the going concern basis of accounting and, based on the audit evidence obtained, whether a material uncertainty exists related to events or conditions that may cast significant doubt on the ability of the Group and its associates and jointly controlled entities to continue as a going concern. If we conclude that a material uncertainty exists, we are required to draw attention in our auditor's report to the related disclosures in the consolidated financial statements or, if such disclosures are inadequate, to modify our opinion. Our conclusions are based on the audit evidence obtained up to the date of our auditor's report. However, future events or conditions may cause the Group and its associates and jointly controlled entities to cease to continue as a going concern.
- Evaluate the overall presentation, structure and content of the consolidated financial statements, including the disclosures, and whether the consolidated financial statements represent the underlying transactions and events in a manner that achieves fair presentation.
- Obtain sufficient appropriate audit evidence regarding the financial information of the entities or business activities within the Group and its associates and jointly controlled entities to express an opinion on the consolidated financial statements. We are responsible for the direction, supervision and performance of the audit of the financial statements of such entities included in the consolidated financial statements of which we are the independent auditors. For the other entities included in the consolidated financial statements, which have been audited by other auditors, such other auditors remain responsible for the direction, supervision and performance of the audits carried out by them. We remain solely responsible for our audit opinion.




We communicate with those charged with governance of the Holding Company and such other entities included in the consolidated financial statements of which we are the independent auditors regarding, among other matters, the planned scope and timing of the audit and significant audit findings, including any significant deficiencies in internal control that we identify during our audit.

We also provide those charged with governance with a statement that we have complied with relevant ethical requirements regarding independence, and to communicate with them all relationships and other matters that may reasonably be thought to bear on our independence, and where applicable, related safeguards.

For M S K A & Associates

Chartered Accountants

ICAI Firm Registration No. 105047W


Amit Kumar Agarwal

Partner

Membership No. 214198

UDIN: 23214198BGXCQL4953



Place: Hyderabad

Date: April 30, 2023

ANNEXURE B TO THE INDEPENDENT AUDITOR'S REPORT OF EVEN DATE ON THE CONSOLIDATED FINANCIAL STATEMENTS OF STANDARD GLASS LINING TECHNOLOGY LIMITED

[Referred to in paragraph 2(f) under 'Report on Other Legal and Regulatory Requirements' in the Independent Auditors' Report of even date to the Members of Standard Glass Lining Technology Limited on the consolidated Financial Statements for the year ended March 31, 2023]

Report on the Internal Financial Controls under Clause (i) of Sub-section 3 of Section 143 of the Companies Act, 2013 ("the Act")

Opinion

In conjunction with our audit of the consolidated financial statements of the Company as of and for the year ended March 31, 2023, we have audited the internal financial controls with reference to consolidated financial statements of Standard Glass Lining Technology Limited (hereinafter referred to as "the Holding Company") and its subsidiary company, which is a company incorporated in India, as of that date.

In our opinion, and to the best of our information and according to the explanations given to us, the Holding Company and its subsidiary company, which is a company incorporated in India, have, in all material respects, an adequate internal financial controls with reference to consolidated financial statements and such internal financial controls with reference to consolidated financial statements were operating effectively as at March 31, 2023, based on the internal control with reference to consolidated financial statements criteria established by the respective companies considering the essential components of internal control stated in the Guidance Note on Audit of Internal Financial Controls Over Financial Reporting issued by the Institute of Chartered Accountants of India ("the ICAI").

Management's Responsibility for Internal Financial Controls

The respective Board of Directors of the Holding company, its subsidiary company, which is a company incorporated in India, are responsible for establishing and maintaining internal financial controls based on the internal control with reference to consolidated financial statements criteria established by the respective companies considering the essential components of internal control stated in the Guidance Note. These responsibilities include the design, implementation and maintenance of adequate internal financial controls that were operating effectively for ensuring the orderly and efficient conduct of its business, including adherence to the respective company's policies, the safeguarding of its assets, the prevention and detection of frauds and errors, the accuracy and completeness of the accounting records, and the timely preparation of reliable financial information, as required under the Act.

Auditor's Responsibility

Our responsibility is to express an opinion on the internal financial controls with reference to consolidated financial statements of the Holding company, its subsidiary company, which is a company incorporated in India, based on our audit. We conducted our audit in accordance with the Guidance Note on Audit of Internal Financial Controls Over Financial Reporting (the "Guidance Note") issued by the ICAI and the Standards on Auditing prescribed under section 143(10) of the Act, to the extent applicable to an audit of internal financial controls. Those Standards and the Guidance Note require that we comply with ethical requirements and plan and perform the audit to obtain reasonable assurance about whether adequate internal financial controls with reference to consolidated financial statements was established and maintained and if such controls operated effectively in all material respects.



Our audit involves performing procedures to obtain audit evidence about the adequacy of the internal financial controls with reference to consolidated financial statements and their operating effectiveness. Our audit of internal financial controls with reference to consolidated financial statements included obtaining an understanding of internal financial controls with reference to consolidated financial statements, assessing the risk that a material weakness exists, and testing and evaluating the design and operating effectiveness of internal control based on the assessed risk. The procedures selected depend on the auditor's judgement, including the assessment of the risks of material misstatement of the consolidated financial statements, whether due to fraud or error.

We believe that the audit evidence we have obtained and the audit evidence obtained by the other auditors in terms of their reports referred to in the Other Matters paragraph below, is sufficient and appropriate to provide a basis for our audit opinion on the internal financial controls with reference to consolidated financial statements of the Holding company, its subsidiary company, which is a company incorporated in India.

Meaning of Internal Financial Controls with Reference to Consolidated Financial Statements

A company's internal financial control with reference to consolidated financial statements is a process designed to provide reasonable assurance regarding the reliability of financial reporting and the preparation of consolidated financial statements for external purposes in accordance with generally accepted accounting principles. A company's internal financial control with reference to consolidated financial statements includes those policies and procedures that (1) pertain to the maintenance of records that, in reasonable detail, accurately and fairly reflect the transactions and dispositions of the assets of the company; (2) provide reasonable assurance that transactions are recorded as necessary to permit preparation of consolidated financial statements in accordance with generally accepted accounting principles, and that receipts and expenditures of the company are being made only in accordance with authorizations of management and directors of the company; and (3) provide reasonable assurance regarding prevention or timely detection of unauthorized acquisition, use, or disposition of the company's assets that could have a material effect on the consolidated financial statements.

Inherent Limitations of Internal Financial Controls with Reference to Consolidated Financial Statements

Because of the inherent limitations of internal financial controls with reference to consolidated financial statements, including the possibility of collusion or improper management override of controls, material misstatements due to error or fraud may occur and not be detected. Also, projections of any evaluation of the internal financial controls with reference to consolidated financial statements to future periods are subject to the risk that the internal financial control with reference to consolidated financial statements may become inadequate because of changes in conditions, or that the degree of compliance with the policies or procedures may deteriorate.



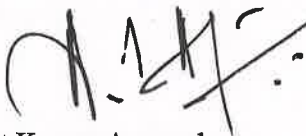
Other Matters

Our aforesaid reports under Section 143(3)(i) of the Act on the adequacy and operating effectiveness of the internal financial controls with reference to consolidated financial statements insofar as it relates to one subsidiary company, which is company incorporated in India, is based on the corresponding reports of the auditors of such companies incorporated in India.

For M S K A & Associates

Chartered Accountants

ICAI Firm Registration No. 105047W



Amit Kumar Agarwal

Partner

Membership No. 214198

UDIN: 23214198BGXCQL4953



Place: Hyderabad

Date: April 30, 2023

Standard Glass Lining Technology Limited
(Formerly known as "Standard Glass Lining Technology Private Limited")
(All amounts are in INR Lakh except share data or unless otherwise stated)

Consolidated Balance sheet

S.No.	Particulars	Note	As at March 31, 2023	As at March 31, 2022
	ASSETS			
1	Non-current assets			
	(a) Property, Plant and Equipment	3A	5,468.15	3,193.27
	(b) Capital work-in-progress	3B	329.14	70.00
	(c) Right-of-use assets	3C	1,974.14	1,966.65
	(d) Other Intangible assets	4	61.58	38.96
	(e) Financial Assets			
	(i) Loans	5	-	24.81
	(ii) Other financial assets	6	212.62	355.09
	(f) Income tax asset (net)		68.65	-
	(g) Other non-current assets	7	351.27	406.39
2	Current assets			
	(a) Inventories	8	14,340.94	12,592.69
	(b) Financial Assets			
	(i) Trade receivables	9	9,128.08	8,216.58
	(ii) Cash and cash equivalents	10	542.06	11.67
	(iii) Other financial assets	6	519.86	122.44
	(c) Other current assets	7	1,781.96	2,812.13
	Total Assets		34,778.45	29,810.68
	EQUITY AND LIABILITIES			
1	Equity			
	(a) Equity Share capital	11	1,578.46	1,530.00
	(b) Other Equity	12	13,993.52	5,366.00
2	LIABILITIES			
	Non-current liabilities			
	(a) Financial Liabilities			
	(i) Borrowings	13	302.98	678.90
	(ii) Lease liabilities	14	1,847.25	1,824.57
	(b) Provisions	16	208.27	142.27
	(c) Deferred tax liabilities (Net)	17	58.52	38.44
	Current liabilities			
	(a) Financial Liabilities			
	(i) Borrowings	13	5,703.19	4,236.12
	(ii) Lease liabilities	14	342.86	241.27
	(iii) Trade payables			
	(a) Total Outstanding dues to micro and small enterprises	19	826.03	612.96
	(b) Total Outstanding dues other than micro and small enterprises	19	6,670.55	5,634.61
	(iv) Other financial liabilities	15	77.29	205.23
	(b) Other current liabilities	18	2,936.18	8,931.84
	(c) Provisions	16	83.31	58.76
	(d) Current Tax Liabilities (Net)	20	150.04	309.72
	Total Equity and Liabilities		34,778.45	29,810.68

Summary of significant accounting policies

1-2

As per our report of even date
For M S K A & Associates
Chartered Accountants
Firm Registration No.:105047W

Amit Kumar Agarwal
Partner
Membership No: 214198



For and on behalf of the Board of Directors of
Standard Glass Lining Technology Limited
CIN: U29220TG2012PLC082904

Kandula Nageswara Rao
Managing Director
DIN: 00762497

P. Anjaneyulu
Chief financial officer

Katragadda Venkata Mohana Rao
Director
DIN: 08362181

K. Himapriya
Company Secretary



Place: April 30, 2023
Date : Hyderabad

Standard Glass Lining Technology Limited
(Formerly known as "Standard Glass Lining Technology Private Limited")
(All amounts are in INR Lakh except share data or unless otherwise stated)

Consolidated Statement of Profits and Losses

S.No.	Particulars	Note	For the Year ended March 31, 2023	For the Year ended March 31, 2022
I	Revenue from Operations	21	49,758.79	24,018.74
II	Other Income	22	248.77	131.48
III	Total Income (I+II)		50,007.56	24,150.22
IV	Expenses			
	Cost of raw materials consumed	23	29,966.54	13,918.66
	Changes in inventories of work-in-progress	24	(1417.44)	(2404.22)
	Labour charges		4,422.30	2,822.35
	Employee benefits expenses	25	2,503.80	1,352.07
	Finance costs	26	869.56	377.29
	Depreciation and amortization expenses	27	770.78	423.57
	Other expenses	28	5,706.76	4,283.46
	Total expenses (IV)		42,822.30	20,773.18
V	Profit/(loss) before tax (III-VI)		7,185.26	3,377.04
VI	Tax expense:			
	(1) Current tax		1,823.99	907.66
	Income tax relating to earlier years		(2.89)	-
	(2) Deferred tax		21.85	(45.19)
VII	Profit (Loss) for the year (V-VI)		5,342.32	2,514.56
VIII	Other Comprehensive Income			
	(i) Items that will not be reclassified to profit or loss		(7.05)	7.23
	(ii) Income tax relating to items that will not be reclassified to profit or loss		1.77	(1.82)
	Other comprehensive income for the year, net of tax		(5.28)	5.41
IX	Total Comprehensive Income for the year (VII+VIII)		5,337.04	2,519.97
X	Total comprehensive income for the year			
	Attributable to:			
	Equity holders of the parent		5,337.04	2,519.97
	Non-controlling interests		-	-
XI	Earnings per equity share			
	(1) Basic Earnings per equity share		34.90	22.16
	(2) Diluted Earnings per equity share		34.90	22.16

Summary of significant accounting policies

1-2

As per our report of even date
For **M S K A & Associates**
Chartered Accountants
Firm Registration No.: 105047W

Amit Kumar Agarwal
Partner
Membership No: 214198



Place: April 30, 2023
Date : Hyderabad

For and on behalf of the Board of Directors of
Standard Glass Lining Technology Limited
CIN: U29220TG2012PLC082904

Kandula Nageswara Rao
Managing Director
DIN: 00762497

P. Anjaneyulu
Chief financial officer

Katragadda Venkata Mohana Rao
Director
DIN: 08362181

K. Hima Priya
Company Secretary



Standard Glass Lining Technology Limited (Formerly known as "Standard Glass Lining Technology Private Limited") (All amounts are in INR Lakh except share data or unless otherwise stated)		
Consolidated Statement of cash flows		
Particulars	For the Year ended March 31, 2023	For the Year ended March 31, 2022
A. Cash flow from operating activities		
Net Profit Before Tax as per Statement of Profit and Loss	7,185.26	3,377.04
Adjustments for :		
Finance costs	869.56	377.29
Interest income	(16.36)	(59.23)
Depreciation and Amortisation expense	770.78	423.57
Allowance for Expected Credit Loss including the bad debts	114.36	139.09
Liabilities written back	-	31.65
Advances written off	-	7.23
Operating profit before working capital changes	8,923.60	4,296.64
Adjustments for working capital changes in:		
Inventories	(1,748.25)	(10,232.89)
Trade receivables	(1,025.86)	(6,259.52)
Other financial assets	(256.56)	(331.26)
Other current assets	1,030.16	(1,783.43)
Other non current assets	(35.57)	(63.75)
Trade payables	1,249.02	3,927.41
Other current liabilities	(5,995.65)	7,508.27
Provisions	83.49	118.79
Cash generated from operations	2,224.38	(2,719.18)
Income tax paid	(2,049.40)	(821.71)
Net cash flows generated from operating activities (A)	174.98	(3,540.89)
B. Cash flow from investing activities		
Purchase of property, plant and equipment (including capital advances and creditors for capital goods)	(3,349.55)	(3,471.77)
Purchase of Intangible Assets	(22.63)	(16.62)
Interest income	17.98	59.23
Net cash flows used in investing activities (B)	(3,354.20)	(3,429.16)
C. Cash flow from financing activities		
Proceeds from issue of equity shares	3,338.94	2,110.32
Proceeds from/ (Repayment of) Long-term borrowings	(375.92)	27.13
Proceeds from / (Repayment of) Current borrowings	1,467.06	3,154.92
Loans	24.81	0.19
Finance costs	(670.46)	(233.88)
Payment of interest Portion of Lease liabilities	(199.10)	(143.41)
inflow from (Payment) of Principal Portion of Lease liabilities	124.28	2,065.83
Net cash flows (used in)/from financing activities (C)	3,709.61	6,981.10
Net Increase/(Decrease) in cash and cash equivalents (A)+(B)+(C)	530.39	11.04
Cash and cash equivalents at the beginning of the year	11.67	0.63
Cash and cash equivalents at the end of the year	542.06	11.67

Cash and Cash equivalents includes:

Particulars	For the Year ended March 31, 2023	For the Year ended March 31, 2022
Cash on hand	0.01	0.28
Cash Equivalents		
- Current accounts	542.05	11.39
Total	542.06	11.67

Summary of significant accounting policies

1-2

As per our report of even date
 For M S K A & Associates
 Chartered Accountants
 Firm Registration No.:105047W

Amit Kumar Agarwal
 Partner
 Membership No: 214198

For and on behalf of the Board of Directors of
 Standard Glass Lining Technology Limited
 CIN: U29220TG2012PLC082904

Kandula Nageswara Rao
 Managing Director
 DIN: 00762497

P. Anjaneyulu
 Chief financial officer

Katragadda Venkata Mohana Rao
 Director
 DIN: 08362181

K. Himapriya
 Company Secretary

Place: April 30, 2023
 Date : Hyderabad



Standard Glass Lining Technology Limited
(Formerly known as "Standard Glass Lining Technology Private Limited")
(All amounts are in INR Lakh except share data or unless otherwise stated)

STATEMENT OF CHANGES IN EQUITY

Equity Share Capital

For the year ended March 31, 2023

Equity shares of INR 10 each issued, subscribed and fully paid

Balance as at April 01, 2022

Changes in Equity Share Capital due to prior period errors

Restated balance as at April 01, 2022

Changes in equity share capital during the current year (Note 11)

Balance as at March 31, 2023

31 March 2023	
No. of shares	Amount
1,53,00,000	1,530.00
-	-
1,53,00,000	1,530.00
4,84,607	48.46
1,57,84,607	1,578.46

For the year ended March 31, 2022

Equity shares of INR 10 each issued, subscribed and fully paid

Balance as at April 01, 2021

Changes in Equity Share Capital due to prior period errors

Restated balance as at April 01, 2021

Changes in equity share capital during the previous year (Note 11)

Balance as at March 31, 2022

31 March 2022	
No. of shares	Amount
90,00,000	900.00
-	-
90,00,000	900.00
63,00,000	630.00
1,53,00,000	1,530.00

Particulars	No. of Shares	Amount
Balance as at April 1, 2021	90,00,000	900.00
Changes in equity share capital during the year	63,00,000	630.00
Balance as at March 31, 2022	1,53,00,000	1,530.00
Changes in equity share capital during the year	4,84,607	48.46
Balance as at March 31, 2023	1,57,84,607	1,578.46

Other Equity

Particulars	Reserves and Surplus			Items of Other Comprehensive Income	Total Other Equity
	Securities Premium	Capital Reserve	Retained Earnings	Re-measurement gains/ (losses) on defined benefit plans	
Balance as at April 1, 2021	67.86	-	1,297.85	-	1,365.71
Profit for the year	-	-	2,514.56	-	2,514.56
Other comprehensive income for the year	-	-	-	5.41	5.41
Issue of share capital during the year	1,575.00	-	-	-	1,575.00
On account of business combination	-	(94.68)	-	-	(94.68)
Balance as at March 31, 2022	1,642.86	(94.68)	3,812.41	5.41	5,366.00
Profit for the year	-	-	5,342.32	-	5,342.32
Other comprehensive income for the year	-	-	-	(5.28)	(5.28)
Issue of share capital during the year	3,290.48	-	-	-	3,290.48
Balance as at March 31, 2023	4,933.34	(94.68)	9,154.73	0.13	13,993.52

Nature and purpose of reserves

Securities premium

Securities premium is used to record the premium on issue of shares. The reserve can be utilised only for limited purposes such as issuance of bonus shares in accordance with the provisions of the Act.

Capital Reserve

Capital Reserve is difference of carrying value of net identified assets and purchase consideration paid for business combination under common control.

Retained earnings

The balance in the Retained Earnings primarily represents the surplus after payment of dividend and transfer to reserves.

Re-measurement gains/ (losses) on defined benefit plans

Remeasurements of the net defined benefit plan reserve comprises the cumulative net gains/ losses on actuarial valuation of post-employment obligations.

Summary of significant accounting policies

1-2

As per our report of even date
For M S K A & Associates
Chartered Accountants
Firm Registration No.:105047W

Amit Kumar Agarwal
Partner
Membership No: 214198



For and on behalf of the Board of Directors of
Standard Glass Lining Technology Limited
CIN: U29220TG2012PLC082904

Kandula Nageswara Rao
Managing Director
DIN: 00762497

P. Arjaneyulu
Chief financial officer

Katragadda Venkata Mohana Rao
Director
DIN: 08362181

K. Hima Priya
Company Secretary



Place: April 30, 2023
Date : Hyderabad

Standard Glass Lining Technology Limited
(Formerly known as "Standard Glass Lining Technology Private Limited")

Notes forming part of the Consolidated Financial Statements for the year ended March 31, 2023

(All amounts are in INR Lakh except share data or unless otherwise stated)

1.1 General Information

Standard Glass Lining Technology Limited (the Company) (formerly known as Standard Glass Lining Technology Private Limited) was incorporated on September 06, 2012 and subsequently converted in to unlisted public Company with effective from June 17, 2022. The Company is engaged in manufacturing and selling of glass lined reactors, receivers and storage tanks and Company is specialized in providing the turnkey solutions for the pharmaceutical industry sector.

The registered office of the Company is located at D, 12, Phase I, IDA, Jeedimetla, Hyderabad-500055.

1.2 Basis of preparation and presentation of Financial Statements

The consolidated financial statements of Standard Glass Lining Technology Limited (the Company or parent) (formerly known as Standard Glass Lining Technology Private Limited) together with its subsidiary (collectively termed as "Group" or "the consolidated entities" have been prepared and presented in accordance with the Indian Accounting Standards ("Ind AS") notified under the Companies (Indian Accounting Standards) Rules, 2015 and Companies (as amended from time to time) and presentation requirements of Division II of Schedule III to the Companies Act, 2013, (Ind AS compliant Schedule III), as applicable.

For all periods up to and including the year ended March 31, 2022, the Company prepared its financial statements in accordance with Accounting Standards notified under Section 133 of the Companies Act 2013, read with Rule 7 of Companies (Accounts) Rules, 2014. These financial statements for the year ended March 31, 2023 are the first the Company has prepared in accordance with Ind AS.

Refer note 29 for information on how the Company adopted Ind AS.

1.3 Statement of Compliance with Ind AS

These consolidated financial statements comply in all material aspects with Indian Accounting Standards (Ind AS) notified under Section 133 of the Companies Act, 2013 (the Act) read with Companies (Indian Accounting Standards) Rules, 2015 as amended and other relevant provisions of the Act.

These financial statements have been prepared for the Group as a going concern on the basis of relevant Ind AS that are effective at the Company's annual reporting date March 31, 2023. These financial statements for the year ended March 31, 2023 were approved and authorised to issue by the Board of Directors as on April 30, 2023.

1.4 Basis of Measurement

These financial statements have been prepared on the historical cost convention and on an accrual basis, except for the following material items in the balance sheet:

- Derivative financial instruments are measured at fair value;
- Certain financial assets are measured either at fair value or at amortized cost depending on the classification;
- Employee defined benefit assets/(liability) are recognized as the net total of the fair value of plan assets, plus actuarial losses, less actuarial gains and the present value of the defined benefit obligation, and
- Long-term borrowings are measured at amortized cost using the effective interest rate method.
- Right-of-use the assets are recognised at the present value of lease payments that are not paid at that date. This amount is adjusted for any lease payments made at or before the commencement date, lease incentives received and initial direct costs, incurred, if any.

1.5 Basis of Consolidation

The consolidated financial statements comprise the financial statements of the Company and entities controlled by the Company and its subsidiaries as at March 31, 2023.

Control is achieved when the Group is exposed, or has rights, to variable returns from its involvement with the investee and has the ability to affect those returns through its power over

- Power over the investee (i.e. existing rights that give it the current ability to direct the relevant activities of the investee);
- Exposure, or rights, to variable returns from its involvement with the investee, and
- The ability to use its power over the investee to affect its returns.

Generally, there is a presumption that a majority of voting rights result in control. To support this presumption and when the Group has less than a majority of the voting or similar rights

- The contractual arrangement with the other vote holders of the investee
- Rights arising from other contractual arrangements
- The Group's voting rights and potential voting rights
- The size of the Group's holding of voting rights relative to the size and dispersion of the holdings of the other voting rights holders.

The Group reassesses whether or not it controls an investee, if facts and circumstances indicate that there are changes to one or more of the three elements of control listed above.

Consolidation of a subsidiary begins when the Group obtains control over the subsidiary and ceases when the Group loses control of the subsidiary. Assets, liabilities, income and expenses Consolidated financial statements are prepared using uniform accounting policies for like transactions and other events in similar circumstances. If a member of the Group uses accounting The financial statements of all entities used for the purpose of consolidation are drawn up to same reporting date as that of the Company, i.e., year ended on 31 March. When the end of

Consolidation procedure:

- Combine like items of assets, liabilities, equity, income, expenses and cash flows of the parent with those of its subsidiaries. For this purpose, income and expenses of the subsidiary
- Offset (eliminate) the carrying amount of the parent's investment in each subsidiary and the parent's portion of equity of each subsidiary.
- Eliminate in full intraGroup assets and liabilities, equity, income, expenses and cash flows relating to transactions between entities of the Group (profits or losses resulting from Profit or loss and each component of other comprehensive income are attributed to the equity holder of the parent of the Group and to the non-controlling interests even if this results in

Details of entities being consolidated are as under

S No	Name of the Company	Country of incorporation	Relationship	% of Voting power
1	S2 Engineering Industry Pvt Ltd	India	Wholly owned subsidiary	100%

2. Summary of significant accounting policies

2.1 Current and non-current classification

The Group presents assets and liabilities in the balance sheet based on current/ non-current classification.

All the assets and liabilities have been classified as current or noncurrent as per the Group's normal operating cycle and other criteria set out in the Schedule III to the Companies Act, 2013 and Ind AS 1, presentation of financial statements.

An asset is classified as current when it satisfies any of the following criteria:

- It is expected to be realized in, or is intended for sale or consumption in, the Group's normal operating cycle;
- It is held primarily for the purpose of being traded;
- It is expected to be realized within twelve months after the reporting date; or
- It is cash or cash equivalent unless it is restricted from being exchanged or used to settle a liability for at least twelve months after the reporting date.

All other assets are classified as non-current.

A liability is classified as current when it satisfies any of the following criteria:

- It is expected to be settled in the Group's normal operating cycle;
- It is held primarily for the purpose of being traded;
- It is due to be settled within twelve months after the reporting date; or
- The Group does not have an unconditional right to defer settlement of the liability for at least twelve months after the reporting date. Terms of a liability that could, at the option of the counterparty, result in its settlement by the issue of equity instruments do not affect its classification.



Standard Glass Lining Technology Limited
(Formerly known as "Standard Glass Lining Technology Private Limited")

Notes forming part of the Consolidated Financial Statements for the year ended March 31, 2023

(All amounts are in INR Lakh except share data or unless otherwise stated)

The Group classifies all other liabilities as noncurrent.

Current assets/ liabilities include the current portion of noncurrent assets/ liabilities respectively. Deferred tax assets and liabilities are always disclosed as non-current.

The operating cycle is the time between the acquisition of assets for processing and their realisation in cash and cash equivalents. The Group has identified twelve months as its operating cycle.

2.2 Functional and presentation currency

These financial statements are presented in Indian rupees, which is also the functional currency of the Group.

2.3 Fair value measurement

The Group measures financial instruments, such as, derivatives at fair value at each balance sheet date. Fair value is the price that would be received to sell an asset or paid to transfer a liability in an orderly transaction between market participants at the measurement date. The fair value measurement is based on the presumption that the transaction to sell the asset or transfer the liability takes place either:

- In the principal market for the asset or liability, or
 - In the absence of a principal market, in the most advantageous market for the asset or liability
- The principal or the most advantageous market must be accessible by the Group. The fair value of an asset or a liability is measured using the assumptions that market participants would use when pricing the asset or liability, assuming that market participants act in their economic best interest.

A fair value measurement of a non-financial asset takes into account a market participant's ability to generate economic benefits by using the asset in its highest and best use or by selling it to another market participant that would use the asset in its highest and best use.

The Group uses valuation techniques that are appropriate in the circumstances and for which sufficient data are available to measure fair value, maximizing the use of relevant observable inputs and minimising the use of unobservable inputs. All assets and liabilities for which fair value is measured or disclosed in the Ind AS financial statements are categorised within the fair value hierarchy, described as follows, based on the lowest level input that is significant to the fair value measurement as a whole:

- Level 1 – Quoted (unadjusted) market prices in active markets for identical assets or liabilities
- Level 2 – Valuation techniques for which the lowest level input that is significant to the fair value measurement is directly or indirectly observable
- Level 3 – Valuation techniques for which the lowest level input that is significant to the fair value measurement is unobservable

For assets and liabilities that are recognised in the Ind AS financial statements on a recurring basis, the Group determines whether transfers have occurred between levels in the hierarchy by re-assessing categorisation (based on the lowest level input that is significant to the fair value measurement as a whole) at the end of each reporting period.

The Group's management determines the policies and procedures for both recurring fair value measurement, such as derivative instruments and unquoted financial assets measured at fair value, and for non-recurring measurement, such as assets held for sale in discontinued operations. External valuers are involved, wherever considered necessary. For the purpose of fair value disclosures, the Group has determined classes of assets and liabilities on the basis of the nature, characteristics and risks of the asset or liability and the level of the fair value hierarchy, as explained above. This note summarizes accounting policy for fair value. Other fair value related disclosures are given in the relevant notes.

2.4 Foreign Currency transactions

Transactions in foreign currencies are initially recorded by the Group at their respective functional currency spot rates at the date, the transaction first qualifies for recognition. However, for practical reasons, the Group uses an average rate, if the average approximates the actual rate at the date of the transaction.

Monetary assets and liabilities denominated in foreign currencies are translated at the functional currency spot rates of exchange at the reporting date. Exchange differences arising on settlement or translation of monetary items are recognised in the statement of profit and loss.

Non-monetary items that are measured based on historical cost in a foreign currency are translated at the exchange rate at the date of the initial transaction.

Non-monetary items that are measured at fair value in a foreign currency are translated using the exchange rates at the date when the fair value was measured.

The gain or loss arising on translation of non-monetary items measured at fair value is treated in line with the recognition of the gain or loss on the change in fair value of the item (i.e., translation differences on items whose fair value gain or loss is recognised in other comprehensive income ("OCI") or Statement of profit or loss are also recognised in OCI or Statement of profit or loss, respectively).

2.5 Property Plant & Equipment

On transition to Ind AS i.e. on 1 April 2021, the Group has elected to continue with the carrying value of all of its property, plant and equipment (PPE) recognised as at 1 April 2021 measured as per the Indian GAAP and use that carrying value as the deemed cost of the PPE.

Property, Plant and Equipment are stated at cost of acquisition or construction less accumulated depreciation and impairment loss, if any.

Cost includes expenditures that are directly attributable to the acquisition of the asset i.e., freight, duties and taxes applicable and other expenses related to acquisition and installation. The cost of self-constructed assets includes the cost of materials and other costs directly attributable to bringing the asset to a working condition for its intended use. Borrowing costs that are directly attributable to the construction or production of a qualifying asset are capitalized as part of the cost of that asset.

The cost of replacing part of an item of property, plant and equipment is recognized in the carrying amount of the item if it is probable that the future economic benefits embodied within the part will flow to the Group and its cost can be measured reliably. The carrying amount of the replaced part will be derecognized. The costs of repairs and maintenance are recognized in the statement of profit and loss as incurred.

Items of stores and spares that meet the definition of Property, plant and equipment are capitalized at cost, otherwise, such items are classified as inventories.

When significant parts of plant and equipment are required to be replaced at intervals, the Group depreciates them separately based on their specific useful lives.

Items of property, plant and equipment acquired through exchange of non-monetary assets are measured at fair value, unless the exchange transaction lacks commercial substance or the fair value of either the asset received or asset given up is not reliably measurable, in which case the asset exchanged is recorded at the carrying amount of the asset given up.

Depreciation is recognized in the statement of profit and loss on a straight line basis based on the Companies Act, 2013 ("Schedule II"). For assets acquired or disposed of during the year, depreciation is provided on pro rata basis. Land is not depreciated.

The estimated useful lives are as follows:

Type of Asset	Estimated useful life in years
Factory sheds	30
Plant and machinery	15
Electrical equipment	10
Computers	3
Office equipments	5
Furniture and Fixtures	10
Motor cars and cycles	8 to 10 years



Standard Glass Lining Technology Limited
(Formerly known as "Standard Glass Lining Technology Private Limited")

Notes forming part of the Consolidated Financial Statements for the year ended March 31, 2023

(All amounts are in INR Lakh except share data or unless otherwise stated)

Insurance/capital/critical stores and spares are depreciated over the remaining useful life of related plant and equipment or useful life of insurance/capital/critical spares, whichever is lower.

An item of property, plant and equipment and any significant part initially recognised is derecognised upon disposal or when no future economic benefits are expected from its use or disposal. Any gain or loss arising on de-recognition of the asset (calculated as the difference between the net disposal proceeds and the carrying amount of the asset) is included in the statement of profit and loss when the asset is derecognised.

Depreciation methods, useful lives and residual values are reviewed at each reporting date and adjusted prospectively, if appropriate.

Advances paid towards the acquisition of property, plant and equipment outstanding at each reporting date is disclosed as capital advances under other assets. The cost of property, plant and equipment not ready to use before such date are disclosed under capital work-in-progress.

Assets not ready for use are not depreciated.

2.6 Intangible assets

On transition to Ind AS, the Group has elected to continue with the carrying value of all of intangible assets recognised as at April 01, 2021 measured as per the previous GAAP and use that carrying value as the deemed cost.

Intangible assets acquired separately are measured on initial recognition at cost. Following initial recognition, intangible assets are carried at cost less any accumulated amortisation and accumulated impairment losses. Internally generated intangibles, excluding capitalised development costs, are not capitalised and the related expenditure is reflected in the statement of profit and loss in the period in which the expenditure is incurred.

The useful lives of intangible assets are assessed as finite.

Intangible assets are amortized over the useful economic life and assessed for impairment, whenever there is an indication that the intangible asset may be impaired. The amortisation period and the amortisation method for an intangible asset are reviewed at least at the end of each reporting period. Changes in the expected useful life or the expected pattern of consumption of future economic benefits embodied in the asset are considered to modify the amortisation period or method, as appropriate, and are treated as changes in accounting estimates. The amortisation expense on intangible assets is recognized in the statement of profit and loss, unless such expenditure forms part of carrying value of another asset.

Gains or losses arising from de-recognition of an intangible asset are measured as the difference between the net disposal proceeds and the carrying amount of the asset and are recognised in the statement of profit and loss when the asset is derecognised.

Computer Software

The computer software is amortised on a straightline basis over the useful economic life of 6 years, as estimated by the management.

Tabulated below is the useful life determined by the management for different class of intangible assets:

Type of Asset	
Intangible Assets	6

2.7 Financial Instruments

A financial instrument is any contract that gives rise to a financial asset of one entity and a financial liability or equity instrument of another entity.

a. Financial assets

Initial recognition and measurement

All financial assets are recognized initially at fair value plus, in the case of financial assets not recorded at fair value through profit or loss, transaction costs that are attributable to the acquisition of the financial asset. Purchases or sales of financial assets that require delivery of assets within a time frame established by regulation or convention in the market place (regular way trades) are recognized on the trade date, i.e., the date that the Group commits to purchase or sell the asset.

Subsequent measurement

For purposes of subsequent measurement, financial assets are classified in four categories:

- Debt instruments at amortised cost
- Debt instruments at fair value through other comprehensive income (FVTOCI)
- Debt instruments, derivatives and equity instruments at fair value through profit or loss (FVTPL);
- Equity instruments measured at fair value through other comprehensive income (FVTOCI)

Debt instruments at amortised cost

A 'debt instrument' is measured at the amortised cost, if both of the following conditions are met: (i) The asset is held within a business model whose objective is to hold assets for collecting contractual cash flows; and (ii) Contractual terms of the asset give rise on specified dates to cash flows that are solely payments of principal and interest (SPPI) on the principal amount outstanding.

After initial measurement, such financial assets are subsequently measured at amortised cost using the effective interest rate (EIR) method. Amortised cost is calculated by taking into account any discount or premium on acquisition and fees or costs that are an integral part of the EIR. The EIR amortisation is included in finance income in the statement of profit and loss. The losses arising from impairment are recognised in the statement of profit and loss. This category generally applies to trade and other receivables.

Debt instrument at FVTOCI

A 'debt instrument' is classified as FVTOCI, if both of the following criteria are met: (i) The objective of the business model is achieved both by collecting contractual cash flows and selling the financial assets; and (ii) The asset's contractual cash flows represent SPPI.

Debt instruments included within the FVTOCI category are measured initially as well as at each reporting date at fair value. Fair value movements are recognized in OCI. However, the Group recognizes interest income, impairment losses and foreign exchange gain or loss in the statement of profit and loss. On de-recognition of the asset, cumulative gain or loss previously recognised in OCI is reclassified from the equity to statement of profit and loss. Interest earned whilst holding FVTOCI debt instrument is reported as interest income using the EIR method.

Debt instrument at FVTPL

FVTPL is a residual category for debt instruments. Any debt instrument, which does not meet the criteria for categorization as at amortized cost or as FVTOCI, is classified as FVTPL. Debt Equity Instruments

All equity investments in scope of Ind AS 109 are measured at fair value. Equity instruments which are held for trading are classified as FVTPL. If the Group decides to classify an equity Derecognition

A financial asset (or, where applicable, a part of a financial asset or part of a Group of similar financial assets) is primarily derecognized (i.e., removed from the Group's balance sheet) when:

- The rights to receive cash flows from the asset have expired, or
- The Group has transferred its rights to receive cash flows from the asset or has assumed an obligation to pay the received cash flows in full without material delay to a third party under a 'pass-through' arrangement; and either (a) the Group has transferred substantially all the risks and rewards of the asset, or (b) the Group has neither transferred nor retained substantially all the risks and rewards of the asset, but has transferred control of the asset.

When the Group has transferred its rights to receive cash flows from an asset or has entered into a pass-through arrangement, it evaluates if and to what extent it has retained the risks and rewards of ownership. When it has neither transferred nor retained substantially all of the risks and rewards of the asset, nor transferred control of the asset, the Group continues to recognize the transferred asset to the extent of the Group's continuing involvement. In that case, the Group also recognises an associated liability. The transferred asset and the associated liability are measured on a basis that reflects the rights and obligations that the Group has retained.



Standard Glass Lining Technology Limited
(Formerly known as "Standard Glass Lining Technology Private Limited")

Notes forming part of the Consolidated Financial Statements for the year ended March 31, 2023

(All amounts are in INR Lakh except share data or unless otherwise stated)

Impairment of Financial Assets

The Group assesses at each balance sheet date whether a financial asset or a Group of financial assets is impaired.

In accordance with Ind AS 109, the Group uses "Expected Credit Loss" (ECL) model, for evaluating impairment of Financial Assets other than those measured at Fair Value Through Profit and Loss (FVTPL).

Expected credit losses are measured through a loss allowance at an amount equal to:

- The 12 months expected credit losses (expected credit losses that result from those default events on the financial instrument that are possible within 12 months after the reporting date);

- Full lifetime expected credit losses (expected credit losses that result from all possible default events over the life of the financial instrument)

The Group follows simplified approach for recognition of impairment loss allowance on trade receivables and under the simplified approach, the Group does not track changes in credit risk. Rather, it recognizes impairment loss allowance based on lifetime ECL at each reporting date right from its initial recognition. The Group uses a provision matrix to determine impairment loss allowance on trade receivables. The provision matrix is based on its historically observed default rates over the expected life of trade receivable and is adjusted for forward looking estimates. At every reporting date, the historical observed default rates are updated

For other assets, the Group uses 12-month ECL to provide for impairment loss where there is no significant increase in credit risk. If there is significant increase in credit risk full lifetime ECL is used.

b. Financial liabilities

Initial recognition and measurement

Financial liabilities are classified, at initial recognition, as financial liabilities at fair value i.e., loans and borrowings, payables, or as derivatives designated as hedging instruments in an effective hedge, as appropriate. All financial liabilities are recognized initially at fair value and, in the case of loans and borrowings and payables, net of directly attributable transaction costs.

The Group's financial liabilities include trade and other payables, loans and borrowings including bank overdrafts, financial guarantee contracts.

Subsequent measurement

The measurement of financial liabilities depends on their classification.

Financial liabilities at fair value through profit or loss

Financial liabilities at fair value through profit or loss include financial liabilities held for trading and financial liabilities designated upon initial recognition as fair value through profit or loss. Financial liabilities are classified as held for trading if they are incurred for the purpose of repurchasing in the near term. This category also includes derivative financial instruments entered into by the Group that are not designated as hedging instruments in hedge relationships as defined by Ind AS 109. Separated embedded derivatives are also classified as held for trading, unless they are designated as effective hedging instruments. Gains or losses on liabilities held for trading are recognised in the statement of profit and loss.

Financial liabilities designated upon initial recognition at fair value through profit or loss are designated as such at the initial date of recognition, and only if the criteria in Ind AS 109 are satisfied. For liabilities designated as FVTPL, fair value gains/losses attributable to changes in own credit risk are recognized in OCI. These gains/losses are not subsequently transferred to the statement of profit and loss.

However, the Group may transfer the cumulative gain or loss within equity. All other changes in fair value of such liability are recognised in the statement of profit and loss.

Loans and borrowings

Borrowings is the category most relevant to the Group. After initial recognition, interest-bearing borrowings are subsequently measured at amortised cost using the EIR method. Gains and losses are recognised in the statement of profit and loss when the liabilities are derecognised as well as through the EIR amortization process. Amortized cost is calculated by taking into account any discount or premium on acquisition and fees or costs that are an integral part of the EIR. The EIR amortisation is included as finance costs in the statement of profit and loss.

De-recognition

A financial liability is derecognised when the obligation under the liability is discharged or cancelled or expired. When an existing financial liability is replaced by another from the same lender on substantially different terms, or the terms of an existing liability are substantially modified, such an exchange or modification is treated as the de-recognition of the original liability and the recognition of a new liability. The difference in the respective carrying amounts is recognised in the statement of profit and loss.

Reclassification of financial assets and liabilities

The Group determines classification of financial assets and liabilities on initial recognition. After initial recognition, no re-classification is made for financial assets which are equity instruments and financial liabilities. For financial assets which are debt instruments, a re-classification is made only if there is a change in the business model for managing those assets. A change in the business model occurs when the Group either begins or ceases to perform an activity that is significant to its operations. If the Group reclassifies financial assets, it applies the re-classification prospectively from the re-classification date, which is the first day of the immediately next reporting period following the change in business model. The Group does not restate any previously recognised gains, losses (including impairment gains or losses) or interest.

Offsetting of financial instruments

Financial assets and financial liabilities are offset and the net amount is reported in the balance sheet, if there is a currently enforceable legal right to offset the recognised amounts and there is an intention to settle on a net basis, to realise the assets and settle the liabilities simultaneously.

2.8 Investment in Subsidiaries, Associates and Joint Ventures

The Group has accounted for its investments in equity shares of Subsidiaries, associates and joint venture at cost less impairment loss (if any).

2.9 Derivative financial instruments and hedge accounting

The Group uses derivative financial instruments, such as forward currency contracts, currency and interest rate swaps, to hedge its foreign currency risks and interest rate risks. Such derivative financial instruments are initially recognised at fair value on the date on which a derivative contract is entered into and are subsequently re-measured at fair value. Derivatives are carried as financial assets when the fair value is positive and as financial liabilities when the fair value is negative. Any gains or losses arising from changes in the fair value of derivatives are taken directly to the statement of profit and loss.

2.10 Cash & Cash Equivalents

Cash and bank balances comprise of cash balance in hand, in current accounts with banks, and other short-term deposits. For this purpose, "short-term" means investments having maturity of three months or less from the date of investment, and which are subject to an insignificant risk of change in value. Bank overdrafts that are repayable on demand and form an integral part of our cash management are included as a component of cash and cash equivalents for the purpose of the statement of cash flows.



Standard Glass Lining Technology Limited
(Formerly known as "Standard Glass Lining Technology Private Limited")

Notes forming part of the Consolidated Financial Statements for the year ended March 31, 2023

(All amounts are in INR Lakh except share data or unless otherwise stated)

2.11 Inventories

Inventories are valued at the lower of cost and net realisable value.

Inventories consisting of raw materials, stores and spares, packing materials, work-in-progress and finished goods.

Finished goods and Work-in-Progress are valued at lower of cost and net realisable value.

Raw Materials and Packing Materials are valued at cost on weighted average basis.

Stores & Spares are valued at weighted average cost.

Goods-in-Transit are valued at cost.

Materials and other items held for use in the production of inventories are not written down below cost if the finished goods in which they will be incorporated are expected to be sold at or above cost.

Cost includes expenditures incurred in acquiring the inventories, production or conversion costs and other costs incurred in bringing them to their existing location and condition.

In the case of finished goods and work-in-progress, cost includes an appropriate share of overheads based on normal operating capacity. Stores and spares, that do not qualify to be recognized as property, plant and equipment, consists of packing materials, engineering spares (such as machinery spare parts) and consumables which are used in operating machines or consumed as indirect materials in the manufacturing process.

Net realizable value is the estimated selling price in the ordinary course of business, less the estimated costs of completion and selling expenses. The net realisable value of work-in-progress is determined with reference to the selling prices of related finished products.

2.12 Impairment of non-financial assets

The carrying amounts of the Group's non-financial assets, other than inventories and deferred tax assets are reviewed at each reporting date to determine whether there is any indication of impairment. If any such indication exists, then the asset's recoverable amount is estimated. For goodwill and intangible assets that have indefinite lives or that are not yet available for use, an impairment test is performed each year at March 31.

The recoverable amount of an asset or cash-generating unit (as defined below) is the greater of its value in use and its fair value less costs to sell. In assessing value in use, the estimated future cash flows are discounted to their present value using a pre-tax discount rate that reflects current market assessments of the time value of money and the risks specific to the asset or the cash-generating unit. For the purpose of impairment testing, assets are Grouped together into the smallest Group of assets that generates cash inflows from continuing use that are largely independent of the cash inflow of other assets or Groups of assets (the "cash-generating unit").

The Group bases its impairment calculation on detailed budgets and forecast calculations, which are prepared separately for each of the Group's CGUs to which the individual assets are allocated. These budgets and forecast calculations generally cover a period of five years. For longer periods, a long-term growth rate is calculated and applied to project future cash flows after the fifth year. To estimate cash flow projections beyond periods covered by the most recent budgets/forecasts, the Group extrapolates cash flow projections in the budget using a steady or declining growth rate for subsequent years, unless an increasing rate can be justified. In any case, this growth rate does not exceed the long-term average growth rate for the products, industries, or country in which the entity operates, or for the market in which the asset is used.

An impairment loss is recognized in the statement of profit and loss if the estimated recoverable amount of an asset or its cash-generating unit is lower than its carrying amount. Impairment losses recognized in respect of cash-generating units are allocated first to reduce the carrying amount of any goodwill allocated to the units and then to reduce the carrying amount of the other assets in the unit on a pro-rata basis.

Reversal of Impairment of Assets

An impairment loss in respect of goodwill is not reversed. In respect of other assets, impairment losses recognized in prior periods are assessed at each reporting date for any indications that the loss has decreased or no longer exists. An impairment loss is reversed if there has been a change in the estimates used to determine the recoverable amount. An impairment loss is reversed only to the extent that the asset's carrying amount does not exceed the carrying amount that would have been determined, net of depreciation or amortization, if no impairment loss had been recognized.

2.13 Employee Benefits

Short term employee benefits

Short-term employee benefits are expensed as the related service is provided. A liability is recognized for the amount expected to be paid if the Group has a present legal or constructive obligation to pay this amount as a result of past service provided by the employee and the obligation can be estimated reliably.

Defined contribution plans

The Group's contributions to defined contribution plans are charged to the statement of profit and loss as and when the services are received from the employees.

Defined benefit plans

The liability in respect of defined benefit plans and other post-employment benefits is calculated using the projected unit credit method consistent with the advice of qualified actuaries.

The present value of the defined benefit obligation is determined by discounting the estimated future cash outflows using interest rates of high-quality corporate bonds that are denominated in the currency in which the benefits will be paid, and that have terms to maturity approximating to the terms of the related defined benefit obligation. In countries where there is no deep market in such bonds, the market interest rates on government bonds are used. The current service cost of the defined benefit plan, recognised in the statement of profit and loss in employee benefit expense, reflects the increase in the defined benefit obligation resulting from employee service in the current year, benefit changes, curtailments and settlements. Past service costs are recognised immediately in the Statement of profit and loss.

The net interest cost is calculated by applying the discount rate to the net balance of the defined benefit obligation and the fair value of plan assets. This cost is included in employee benefit expense in the statement of profit and loss. Actuarial gains and losses arising from experience adjustments and changes in actuarial assumptions for defined benefit obligation and plan assets are recognized in OCI in the period in which they arise. When the benefits under a plan are changed or when a plan is curtailed, the resulting change in benefit that relates to past service or the gain or loss on curtailment is recognised immediately in the statement of profit and loss. The Group recognises gains or losses on the settlement of a defined benefit plan obligation when the settlement occurs.

Termination benefits

Termination benefits are recognised as an expense in the statement of profit and loss when the Group is demonstrably committed, without realistic possibility of withdrawal, to a formal detailed plan to either terminate employment before the normal retirement date, or to provide termination benefits as a result of an offer made to encourage voluntary redundancy. Termination benefits for voluntary redundancies are recognised as an expense in the statement of profit and loss if the Group has made an offer encouraging voluntary redundancy, it is probable that the offer will be accepted, and the number of acceptances can be estimated reliably.

Other long-term employee benefits

The Group's net obligation in respect of other long-term employee benefits is the amount of future benefit that employees have earned in return for their service in the current and previous periods. That benefit is discounted to determine its present value. Re-measurements are recognised in the statement of profit and loss in the period in which they arise.

Compensated absences

The Group's current policies permit certain categories of its employees to accumulate and carry forward a portion of their unutilised compensated absences and utilise them in future periods or receive cash in lieu thereof in accordance with the terms of such policies. The Group measures the expected cost of accumulating compensated absences as the additional amount that the Group incurs as a result of the unused entitlement that has accumulated at the reporting date. Such measurement is based on actuarial valuation as at the reporting date carried out by a qualified actuary.

2.14 Provisions, contingent liabilities and contingent assets

Provisions

A provision is recognized in the statement of profit and loss if, as a result of a past event, the Group has a present legal or constructive obligation that can be estimated reliably, and it is probable that an outflow of economic benefits will be required to settle the obligation. If the effect of the time value of money is material, provisions are determined by discounting the expected future cash flows at a pre-tax rate that reflects current market assessments of the time value of money and the risks specific to the liability. Where discounting is used, the increase in the provision due to the passage of time is recognized as a finance cost.

Contingent liabilities and contingent assets

A disclosure for a contingent liability is made when there is a possible obligation or a present obligation that may, but probably will not, require an outflow of resources. Where there is a possible obligation or a present obligation in respect of which the likelihood of outflow of resources is remote, no provision or disclosure is made.

Contingent assets are not recognized in the financial statements. However, contingent assets are assessed continually and if it is virtually certain that an inflow of economic benefits will arise, the asset and related income are recognized in the period in which the change occurs.

Onerous contracts

A provision for onerous contracts is recognised in the statement of profit and loss when the expected benefits to be derived by the Group from a contract are lower than the unavoidable cost of meeting its obligations under the contract. The provision is measured at the present value of the lower of the expected cost of terminating the contract and the expected net cost of continuing with the contract. Before a provision is established, the Group recognises any impairment loss on the assets associated with that contract.



Reimbursement rights

Expected reimbursements for expenditures required to settle a provision are recognised in the statement of profit and loss only when receipt of such reimbursements is virtually certain. Such reimbursements are recognised as a separate asset in the balance sheet, with a corresponding credit to the specific expense for which the provision has been made.

2.15 Revenue from contracts with customers

Revenue from contracts with customers is recognised when control of the goods is transferred to the customer at an amount that reflects the consideration to which the Group expects to be entitled in exchange for those goods.

Revenue is recognized to the extent that it is probable that economic benefits will flow to the Group and the revenue can be reliably measured regardless of when the payment is being made.

Revenue is measured at the fair value of the consideration received or receivable, taking into account contractually defined terms of payment and excluding taxes or duties collected on behalf of the government. The Group has concluded that it is the principal in its revenue arrangements.

Goods and Service Tax (GST) is not received by the Group on its own account and is tax collected on value added to the commodity by the seller on behalf of the government. Accordingly, it is excluded from revenue.

Sale of products

Revenue from sale of product is recognised at the point in time when control of the asset is transferred to the customer, generally on delivery of the product.

Generally, control is transferred upon shipment of goods to the customer or when the goods are made available to the customer, provided transfer of title to the customer occurs and the Group has not retained any significant risks of ownership or future obligations with respect to the goods shipped.

Revenue is measured based on transaction price, which is the fair value of the consideration received or receivable, stated net of discounts, returns and value added tax. Transaction price is recognised based on the price specified in the contract, net of the estimated sales incentives / discounts. In determining the transaction price for the sale of goods, the Group considers the effects of variable consideration, the existence of significant financing components, and consideration payable to the customer (if any).

Sale of services

Service income is recognized, on an accrual basis, at agreed rate in accordance with the terms of the agreement.

Contract balances

Contract assets

A contract asset is the right to consideration in exchange for goods or services transferred to the customer. If the Group performs by transferring goods or services to a customer before the customer pays consideration or before payment is due, a contract asset is recognised for the earned consideration that is conditional.

Trade receivables

A trade receivable represents the Group's right to an amount of consideration that is unconditional (i.e., only the passage of time is required before payment of the consideration is due).

Contract liabilities

A contract liability is the obligation to transfer goods or services to a customer for which the Group has received consideration (or an amount of consideration is due) from the customer. If a customer pays consideration before the Group transfers goods or services to the customer, a contract liability is recognised when the payment is made or the payment is due (whichever is earlier). Contract liabilities are recognised as revenue when the Group performs under the contract.

2.16 Interest Income

Interest Income mainly comprises of interest on Margin money deposit with banks relating to bank guarantee and Deposits. Interest income should be recorded using the effective interest rate (EIR). However, the amount of margin money deposits relating to bank guarantee are purely current in nature, hence effective interest rate has not been applied. Interest is recognized using the time-proportion method, based on rates implicit in the transactions.

2.17 Borrowing Costs

Borrowing costs directly attributable to the acquisition, construction or production of an asset that necessarily takes a substantial period of time to get ready for its intended use or sale are capitalised as part of the cost of the asset. All other borrowing costs are expensed in the period in which they occur. Borrowing costs consist of interest and other costs that an entity incurs in connection with the borrowing of funds. Borrowing cost also includes exchange differences to the extent regarded as an adjustment to the borrowing costs.

2.18 Tax Expenses

Tax expense consists of current and deferred tax.

Current income tax

Current income tax assets and liabilities are measured at the amount expected to be recovered from or paid to the taxation authorities. The tax rates and tax laws used to compute the amount are those that are enacted or substantively enacted, at the reporting date. Current income tax relating to items recognised outside the statement of profit and loss is recognised outside the statement of profit and loss (either in OCI or in equity in correlation to the underlying transaction). Management periodically evaluates positions taken in the tax returns with respect to situations in which applicable tax regulations are subject to interpretation and establishes provisions, where appropriate.

Deferred tax

Deferred tax is provided using the liability method on temporary differences between the tax bases of assets and liabilities and their carrying amounts for financial reporting purposes at the reporting date.

Deferred tax liabilities and assets are recognized for all taxable temporary differences and deductible temporary differences.

Deferred tax assets are recognised to the extent that it is probable that taxable profit will be available against which the deductible temporary differences, and the carry forward of unused tax credits and unused tax losses can be utilized.

The carrying amount of deferred tax assets is reviewed at each reporting date and reduced to the extent that it is no longer probable that sufficient taxable profit will be available to allow all or part of the deferred tax asset to be utilised.

Unrecognised deferred tax assets are re-assessed at each reporting date and are recognised to the extent that it has become probable that future taxable profits will allow the deferred tax asset to be recovered.

Deferred tax assets and liabilities are measured at the tax rates that are expected to apply in the period when the asset is realised or the liability is settled, based on tax rates (and tax laws) that have been enacted or substantively enacted at the reporting date.

Deferred tax relating to items recognised outside the statement of profit and loss is recognised outside the statement of profit and loss (either in OCI or in equity in correlation to the underlying transaction).

Deferred tax assets and deferred tax liabilities are offset if a legally enforceable right exists to set off current tax assets against current tax liabilities and the deferred taxes relate to the same taxable entity and the same taxation authority.

Goods and Service Tax (GST) paid on acquisition of assets or on incurring expenses

When the tax incurred on purchase of assets or services is not recoverable from the taxation authority, the tax paid is recognised as part of the cost of acquisition of the asset or as part of the expense item, as applicable. Otherwise, expenses and assets are recognized net of the amount of taxes paid. The net amount of tax recoverable from, or payable to, the taxation authority is included as part of receivables or payables in the balance sheet.



Standard Glass Lining Technology Limited
(Formerly known as "Standard Glass Lining Technology Private Limited")

Notes forming part of the Consolidated Financial Statements for the year ended March 31, 2023

(All amounts are in INR Lakh except share data or unless otherwise stated)

2.19 Leases

The Group assesses at contract inception whether a contract is, or contains, a lease. That is, if the contract conveys the right to control the use of an identified asset for a period of time in exchange for consideration.

The Group as a lessee

The Group applies a single recognition and measurement approach for all leases, except for short-term leases and leases of low-value assets. The Group recognises lease liabilities to make lease payments and right-of-use assets representing the right to use the underlying assets.

Right-of-use assets

The Group recognises right-of-use assets at the commencement date of the lease (i.e., the date the underlying asset is available for use). Right-of-use assets are measured at cost, less any accumulated depreciation and impairment losses, and adjusted for any remeasurement of lease liabilities.

The cost of right-of-use assets includes the amount of lease liabilities recognised, initial direct costs incurred, and lease payments made at or before the commencement date less any lease incentives received.

Right-of-use assets are depreciated on a straight-line basis over the shorter of the lease term and the estimated useful lives of the assets. If ownership of the leased asset transfers to the Group at the end of the lease term or the cost reflects the exercise of a purchase option, depreciation is calculated using the estimated useful life of the asset.

The right-of-use assets are also subject to impairment. Refer to the accounting policies in section of Impairment of non-financial assets.

Lease liabilities

At the commencement date of the lease, the Group recognises lease liabilities measured at the present value of lease payments to be made over the lease term. The lease payments include fixed payments (including in-substance fixed payments) less any lease incentives receivable, variable lease payments that depend on an index or a rate, and amounts expected to be paid under residual value guarantees. The lease payments also include the exercise price of a purchase option reasonably certain to be exercised by the Group and payments of penalties for terminating the lease, if the lease term reflects the Variable lease payments that do not depend on an index or a rate are recognised as expenses (unless they are incurred to produce inventories) in the period in which the event or condition that triggers the payment occurs.

In calculating the present value of lease payments, the Group uses its incremental borrowing rate at the lease commencement date because the interest rate implicit in the lease is not readily determinable. After the commencement date, the amount of lease liabilities is increased to reflect the accretion of interest and reduced for the lease payments made. In addition, the carrying amount of lease liabilities is remeasured if there is a modification, a change in the lease term, a change in the lease payments (e.g., changes to future payments resulting from a change in an index or rate used to determine such lease payments) or a change in the assessment of an option to purchase the underlying asset. The Group's lease liabilities are included in Borrowings.

Short-term leases and leases of low-value assets

The Group applies the short-term lease recognition exemption to its short-term leases (i.e., those leases that have a lease term of 12 months or less from the commencement date and do not contain a purchase option). It also applies the lease of low-value assets recognition exemption to leases that are considered to be of low value. Lease payments on short-term leases and leases of low-value assets are recognised as expense on a straight-line basis over the lease term.

2.20 Earnings Per Share

Basic earnings per share is calculated by dividing the net profit or loss for the year attributable to equity shareholders (after deducting preference dividends and attributable taxes) by the weighted average number of equity shares outstanding during the year.

The weighted average number of equity shares outstanding during the year is adjusted for events such as bonus issue, bonus element in a rights issue, share split, and reverse share split (consolidation of shares) that have changed the number of equity shares outstanding, without a corresponding change in resources.

For the purpose of calculating diluted earnings per share, the net profit or loss for the year attributable to equity shareholders and the weighted average number of shares outstanding during the year are adjusted for the effects of all dilutive potential equity shares.

2.21 Government grants

Government grants are recognised where there is reasonable assurance that the grant will be received and all attached conditions will be complied with. When the grant relates to an expense item, it is recognised as income on a systematic basis over the periods that the related costs, for which it is intended to compensate, are expensed. When the grant relates to an asset, it is recognised as income in equal amounts over the expected useful life of the related asset.

2.22 Segment reporting

An operating segment is a component of the Group that engages in business activities from which it may earn revenues and incur expenses (including revenues and expenses relating to transactions with other components of the Group), whose operating results are regularly reviewed by the Group's chief operating decision maker to make decisions about resources to be allocated to the segment and assess its performance, and for which discrete financial information is available. Operating segments of the Group are reported in a manner consistent with the internal reporting provided to the chief operating decision maker.

2.23 Significant accounting judgements, estimates, and assumption

The preparation of the financial statements in conformity with Ind AS requires management to make judgments, estimates and assumptions that affect the application of accounting policies and the reported amounts of assets, liabilities, income and expenses. These estimates and associated assumptions are based on historical experiences and various other factors that are believed to be reasonable under the circumstances. Actual results may differ from these estimates.

Estimates and underlying assumptions are reviewed on an ongoing basis. Revisions to accounting estimates are recognized in the period in which the estimates are revised and in any future periods affected. In particular, the areas involving critical estimates or Judgment are:

Determining the lease term of contracts with renewal and termination options

The Group determines the lease term as the noncancellable term of the lease, together with any periods covered by an option to extend the lease if it is reasonably certain to be exercised, or any periods covered by an option to terminate the lease, if it is reasonably certain not to be exercised. The Group has several lease contracts that include extension and termination options. The Group applies judgement in evaluating whether it is reasonably certain to exercise the option to renew or terminate the lease. That is, it considers all relevant factors that create an economic incentive for it to exercise either the renewal or termination. After the commencement date, the Group reassesses the lease term if there is a significant event or change in circumstances that is within its control and affects its ability to exercise or not to exercise the option to renew or to terminate. Furthermore, the periods covered by termination options are included as part of the lease term only when they are reasonably certain not to be exercised.

Property, plant and equipment

The depreciation of property, plant and equipment is derived on determining an estimate of an asset's expected useful life and the expected residual value at the end of its life. The useful lives and residual values of Group's assets are determined by management at the time of acquisition of asset and is reviewed periodically, including at each financial year end. The lives are based on historical experience with similar assets as well as anticipation of future events, which may impact their life.

Impairment of financial and non-financial assets

Significant management judgement is required to determine the amounts of impairment loss on the financial and non financial assets. The calculations of impairment loss are sensitive to underlying assumptions.

Tax provisions and contingencies

Significant management judgement is required to determine the amounts of tax provisions and contingencies. Deferred tax assets are recognised for unused tax losses and MAT credit entitlements to the extent it is probable that taxable profit will be available against which these losses and credit entitlements can be utilized. Significant management judgement is required to determine the amount of deferred tax assets that can be recognised, based upon the likely timing and the level of future taxable profits together with future tax planning strategies.

Defined benefit plans

The cost of the defined benefit plan and the present value of the obligation are determined using actuarial valuation. An actuarial valuation involves various assumptions that may differ from actual developments in the future. These include the determination of the discount rate, future salary increases and mortality rates. Due to the complexities involved in the valuation and its long-term nature, a defined benefit obligation is highly sensitive to changes in these assumptions. All assumptions are reviewed at each reporting date.

The parameter most subject to change is the discount rate. In determining the appropriate discount rate for plans operated in India, the management considers the interest rates of government bonds where remaining maturity of such bond correspond to expected term of defined benefit obligation.

The mortality rate is based on publicly available mortality tables. Those mortality tables tend to change only at interval in response to demographic changes. Future salary increases and gratuity increases are based on expected future inflation rates.



Fair value measurement of financial instruments

When the fair values of financial assets and financial liabilities recorded in the balance sheet cannot be measured based on quoted prices in active markets, their fair value is measured using internal valuation techniques. The inputs to these models are taken from observable markets where possible, but where this is not feasible, a degree of judgement is required in establishing fair values. Judgements include considerations of inputs such as liquidity risk, credit risk and volatility. Changes in assumptions about these factors could affect the reported fair value of financial instruments.

2.24 New Accounting pronouncements

The Ministry of Corporate Affairs (MCA) vide notification dated March 23, 2022 issued the Companies (Indian Accounting Standards) Amendment Rules, 2022. These rules notify certain amendments to Indian Accounting Standards (Ind AS). These amendments are effective from April 01, 2022.

Ind AS 37, Provisions, Contingent Liabilities and Contingent Assets

As per Ind AS 37, a contract is 'onerous' when the unavoidable costs of meeting the contractual obligations (i.e. the lower of the costs of fulfilling the contract and the costs of terminating it) outweigh the economic benefits. Ind AS 37 did not define what are the costs of fulfilling a contract.

The amendments have clarified the types of costs a Group can include as the 'costs of fulfilling a contract' while assessing whether a contract is onerous as under:

- (a) The incremental costs of fulfilling that contract—for example, direct labour and materials; and
- (b) An allocation of other costs that relate directly to fulfilling contracts—for example, an allocation of the depreciation charge for an item of property, plant and equipment used in fulfilling that contract among others.

The amendments apply for annual reporting periods beginning on or after April 01, 2022 to contracts existing at the date when the amendments are first applied. At the date of initial application, the cumulative effect of initially applying the amendments is recognised as an opening balance adjustment to retained earnings or other component of equity, as appropriate. The comparatives are not required to be restated.

Ind AS 103, Business Combinations

The amendments have given reference of Conceptual Framework for Financial Reporting under Ind AS for definition of assets and liabilities without changing the accounting requirements for business combinations.

This amendment is applicable to business combinations for which acquisition date is on or after April 01, 2022.

Ind AS 16, Property, Plant and Equipment

Amendments to Ind AS 16 have clarified the accounting treatment for sale proceeds of items produced by PPE while preparing it for its intended use.

These amendments have clarified that excess of net sale proceeds of items produced over the cost of testing, if any, would not be recognised in the statement of profit or loss, but deducted from the directly attributable costs considered as part of cost of an item of PPE.

The amendments are effective for annual reporting periods beginning on or after April 1, 2022

The aforesaid amendments do not have any material impact on the financial statements of the Group.



Standard Glass Lining Technology Limited
(Formerly known as "Standard Glass Lining Technology Private Limited")
Notes forming part of the Consolidated Financial Statements for the year ended March 31, 2023
(All amounts are in INR Lakh except share data or unless otherwise stated)

Note:3A
Property, plant and equipment
Gross carrying amount

Particulars	Plant & Machinery	Furniture & Fixtures	Motor Vehicles	Office Equipment	Computers	Electrical Equipment	Lease hold improvements	Road	Land	Total
Balance as at April 1, 2021	1,826.17	10.67	23.52	22.50	17.12	409.09	71.10	-	-	2,380.17
Reclassification	43.93	6.13	-	(15.70)	(4.82)	(44.45)	14.14	-	-	(0.78)
Balance as at April 1, 2021	1,870.10	16.80	23.52	6.80	12.30	364.64	85.24	-	-	2,379.39
Additions for the year	813.22	25.29	103.50	16.79	15.77	26.98	99.48	-	-	1,101.02
Disposals for the year	94.68	-	-	-	-	-	-	-	-	94.68
Balance as at March 31, 2022	2,588.64	42.09	127.02	23.59	28.07	391.62	184.72	-	-	3,385.73
Additions for the year	558.94	197.83	68.48	51.92	47.50	47.16	25.51	42.82	1,605.18	2,645.33
Disposals for the year	(30.67)	-	-	-	-	-	-	-	-	(30.67)
Balance as at March 31, 2023	3,116.91	239.92	195.50	75.51	75.57	438.78	210.23	42.82	1,605.18	6,000.39

Accumulated depreciation

Particulars	Plant & Machinery	Furniture & Fixtures	Motor Vehicles	Office Equipment	Computers	Electrical Equipment	Lease hold improvements	Road	Land	Total
Balance as at April 1, 2021	-	-	-	-	-	-	-	-	-	-
Depreciation charge for the year	134.43	4.09	7.52	0.80	4.46	36.94	4.23	-	-	192.47
On Disposals	-	-	-	-	-	-	-	-	-	-
Balance as at March 31, 2022	134.43	4.09	7.52	0.80	4.46	36.94	4.23	-	-	192.47
Depreciation charge for the year	212.70	10.09	26.80	12.56	19.80	50.30	6.89	0.99	-	340.13
On Disposals	(0.34)	-	-	-	-	-	-	-	-	(0.34)
Balance as at March 31, 2023	346.79	14.18	34.32	13.36	24.26	87.24	11.12	0.99	-	532.26

Net carrying amount

Particulars	Plant & Machinery	Furniture & Fixtures	Motor Vehicles	Office Equipment	Computers	Electrical Equipment	Lease hold improvements	Road	Land	Total
As on April 1, 2021	1,826.17	10.67	23.52	22.50	17.12	409.09	71.10	-	-	2,380.17
As on March 31, 2022	2,454.21	38.00	119.49	22.79	23.61	354.68	180.49	-	-	3,193.27
As on March 31, 2023	2,770.11	225.74	161.18	62.15	51.32	351.53	199.10	41.83	1,605.18	5,468.15

*The companies within the group have been allotted land by TSIC for setting up manufacturing facility. The agreement is entered into with the authority and possession obtained Pursuant to the terms and conditions the registration of the land in the name of the respective company would be made once the facility commences commercial operations.

** The Company has received government grant amounting to Rs. 20 Lakhs towards capital investment made under IIPP 2010-15 Scheme.

Note:3B
Capital Work in Progress

Particulars	Amount
Balance as at April 1, 2021	-
Additions for the year	70.00
Capitalized during the year	-
Balance as at March 31, 2022	70.00
Additions for the year	329.14
Capitalized during the year	(70.00)
Balance as at March 31, 2023	329.14

Ageing of Capital Work in Progress as at March 31,2023

CWIP	Amount in CWIP for a period				Total
	Less than 1 year	1-2 years	2-3 years	More than 3 years	
Projects in progress	329.14	-	-	-	329.14
Projects temporarily suspended	-	-	-	-	-
Total	329.14	-	-	-	329.14

Ageing of Capital Work in Progress as at March 31,2022

CWIP	Amount in CWIP for a period				Total
	Less than 1 year	1-2 years	2-3 years	More than 3 years	
Projects in progress	70.00	-	-	-	70.00
Projects temporarily suspended	-	-	-	-	-
Total	70.00	-	-	-	70.00



Standard Glass Lining Technology Limited
(Formerly known as "Standard Glass Lining Technology Private Limited")
Notes forming part of the Consolidated Financial Statements for the year ended March 31, 2023
(All amounts are in INR Lakh except share data or unless otherwise stated)

Note:3C

Right-of-use assets

Gross carrying amount

Particulars	Land& Building leasehold	Total
Balance as at April 1, 2021	-	-
Additions for the year	2,233.77	2,233.77
Disposals for the year	38.37	38.37
Balance as at March 31, 2022	2,195.40	2,195.40
Additions for the year	427.69	427.69
Disposals for the year	-	-
Balance as at March 31, 2023	2,623.09	2,623.09

Accumulated amortisation

Particulars	Land& Building leasehold	Total
Balance as at April 1, 2021	-	-
Amortisation for the year	228.74	228.74
Disposals for the year	-	-
Balance as at March 31, 2022	228.74	228.74
Amortisation for the year	420.21	420.21
Balance as at March 31, 2023	648.95	648.95

Net carrying amount

Particulars	Land& Building leasehold	Total
As on April 1, 2021	-	-
As on March 31, 2022	1,966.65	1,966.65
As on March 31, 2023	1,974.14	1,974.14

Note:4

Other Intangible assets

Gross carrying amount

Particulars	Computer Software	Total
Balance as at April 1, 2021	22.34	22.34
Reclassification	0.78	0.78
Balance as at April 1, 2021	23.12	23.12
Additions for the year	18.19	18.19
Disposals for the year	-	-
Balance as at March 31, 2022	41.31	41.31
Additions for the year	33.07	33.07
Disposals for the year	-	-
Balance as at March 31, 2023	74.38	74.38

Accumulated depreciation

Particulars	Computer Software	Total
Balance as at April 1, 2021	-	-
Depreciation charge for the year	2.36	2.36
On Disposals	-	-
Balance as at March 31, 2022	2.36	2.36
Depreciation charge for the year	10.44	10.44
On Disposals	-	-
Balance as at March 31, 2023	12.80	12.80

Net carrying amount

Particulars	Computer Software	Total
As on April 1, 2021	22.34	22.34
As on March 31, 2022	38.96	38.96
As on March 31, 2023	61.58	61.58

Note: The Group has elected to use the exemption available under Ind AS 101 to continue the carrying value for all its Property Plant and Equipment and Intangible asset measured as per the previous GAAP and use that as its deemed cost as at the date of adoption i.e. April 01, 2021 or date of incorporation, whichever is later.



Note: 5 Loans

Particulars	As at March 31, 2023		As at March 31, 2022	
	Non-current	Current	Non-current	Current
Unsecured, considered good	-	-	-	-
Loans to related parties	-	-	24.81	-
Total	-	-	24.81	-

Note:6 Other financial assets

Particulars	As at March 31, 2023		As at March 31, 2022	
	Non-current	Current	Non-current	Current
Unsecured, considered good	-	-	-	-
Security Deposits	52.62	-	49.02	-
Bank deposits with more than twelve months maturity	3.99	361.08	198.06	-
Advance with chitfund company	156.01	-	108.01	-
Advances to employees	-	152.64	-	114.69
Interest accrued	-	6.14	-	7.75
Total	212.62	519.86	355.09	122.44

Note: 7 Other assets

Particulars	As at March 31, 2023		As at March 31, 2022	
	Non-current	Current	Non-current	Current
Unsecured, considered good	-	-	-	-
Capital Advances	107.76	-	198.45	-
Security Deposits	243.51	-	207.94	-
Advances to vendors	-	1,204.42	-	1,876.52
Balances with statutory / government authorities	-	540.62	-	927.84
Prepaid Insurance	-	10.33	-	7.77
Prepaid Expenses	-	26.59	-	-
Total	351.27	1,781.96	406.39	2,812.13

Note: 8 Inventories

Particulars	As at March 31, 2023	As at March 31, 2022
Raw materials	5,174.63	3,781.75
Work-in-progress	8,620.41	7,202.97
Consumable stores and spares	545.90	1,607.97
Total	14,340.94	12,592.69



Note: 9 Trade receivables

Particulars	As at March 31, 2023	As at March 31, 2022
Trade receivables considered good - unsecured	9,324.71	8,387.82
Trade receivables considered doubtful - unsecured	-	-
Less: Allowance against expected credit loss	(196.63)	(171.24)
Total	9,128.08	8,216.58

Trade receivables ageing schedule as at March 31, 2023	Outstanding for following periods from due date of payment					
Particulars	Less than 6 months	6 months - 1 year	1-2 years	2-3 years	More than 3 years	Total
(i) Undisputed Trade receivables - considered good	6,811.72	1,539.71	939.38	10.50	23.40	9,324.71
(ii) Undisputed Trade Receivables - considered doubtful unsecured	-	-	-	-	-	-
(iii) Disputed Trade Receivables - considered good	-	-	-	-	-	-
(iv) Disputed Trade Receivables - considered doubtful	-	-	-	-	-	-
Less: Allowance for expected credit loss	-	-	-	-	-	(196.63)
Total	6,811.72	1,539.71	939.38	10.50	23.40	9,128.08

Trade receivables ageing schedule as at March 31, 2022	Outstanding for following periods from due date of payment					
Particulars	Less than 6 months	6 months - 1 year	1-2 years	2-3 years	More than 3 years	Total
(i) Undisputed Trade receivables - considered good	8,052.87	206.06	67.57	10.46	-	8,336.95
(ii) Undisputed Trade Receivables - considered doubtful unsecured	-	-	16.39	10.46	24.03	50.87
(iii) Disputed Trade Receivables - considered good	-	-	-	-	-	-
(iv) Disputed Trade Receivables - considered doubtful	-	-	-	-	-	-
Less: Allowance for expected credit loss	-	-	-	-	-	(171.24)
Total	8,052.87	206.06	83.95	20.91	24.03	8,216.58

Note:10 Cash and cash equivalents

Particulars	As at March 31, 2023	As at March 31, 2022
Cash on hand	0.01	0.28
Balances with banks in current account	542.05	11.39
Total	542.06	11.67



Standard Glass Lining Technology Limited
(Formerly known as "Standard Glass Lining Technology Private Limited")
Notes forming part of the Consolidated Financial Statements for the year ended March 31, 2023
(All amounts are in INR Lakh except share data or unless otherwise stated)

Note:11 Equity Share Capital

Particulars	As at March 31, 2023		As at March 31, 2022	
	No of shares	Amount	No of shares	Amount
Authorised:				
Equity shares of Rs 10 each	2,00,00,000	2,000.00	2,00,00,000	2,000.00
Issued, subscribed and paid up:				
Equity shares of Rs 10 each fully paid up	1,57,84,607	1,578.46	1,53,00,000	1,530.00

(a) Reconciliation of the shares outstanding at the beginning and at the end of the reporting period

Equity Shares

	As at March 31, 2023		As at March 31, 2022	
	No. of shares	Amount	No. of shares	Amount
At the beginning of the period	1,53,00,000	1,530.00	90,00,000	900.00
Add: Issued during the period	4,84,607	48.46	63,00,000	630.00
Outstanding at the end of the period	1,57,84,607	1,578.46	1,53,00,000	1,530.00

(b) Terms / rights attached to equity shares

The Company has only one class of share referred to as Equity Share having a par value of Rs.10/-.

(c) Details of shareholders holding more than 5% of the equity shares of the company

Name of the Shareholders	As at March 31, 2023		As at March 31, 2022	
	No of shares	% of share holding	No of shares	% of share holding
Equity shares of INR 10 each fully paid up				
K Rama Krishna	48.96	31.02%	48.96	32.00%
K Krishna Veni	41.31	26.17%	41.31	27.00%
S2 Engineering Services	27.09	17.16%	27.09	17.71%

As per records of the company, including its register of shareholders/members and other declarations received from shareholders regarding beneficial interest, the above shareholding represents both legal and beneficial ownerships of shares.

d) Details of Shares held by Promoters at the end of the year

Promoter Name	As at March 31, 2023			As at March 31, 2022		
	No. of shares	% of total shares	% Change during the year*	No. of shares	% of total shares	% Change during the year*
Kandula Ramakrishna	48.96	31.02%	-0.98%	48.96	32.00%	6.00%
Kandula Krishna Veni	41.31	26.17%	-0.83%	41.31	27.00%	5.00%
Kandula Nageswara Rao	7.65	4.85%	-0.15%	7.65	5.00%	0.00%
Venkata Mohana Rao Katragadda	1.80	1.14%	-0.04%	1.80	1.18%	-0.82%
Venkata Siva Prasad Katragadda	1.80	1.14%	-0.04%	1.80	1.18%	-0.82%
Kudaravalli Punna Rao	0.83	0.53%	-0.02%	0.83	0.54%	-1.46%
Promoter group						
Katragadda Harini	2.17	1.38%	-0.04%	2.17	1.42%	-3.58%
Katragadda Likitha	2.25	1.43%	-0.05%	2.25	1.47%	-1.03%
Katragadda Mahitha	2.25	1.43%	-0.05%	2.25	1.47%	-1.03%
Katragadda Venkataramani	2.76	1.75%	-0.06%	2.76	1.80%	-3.20%
Katragadda Poojitha	1.80	1.14%	-0.04%	1.80	1.18%	-0.82%
Kudaravalli Bala Bhavani	0.90	0.57%	-0.02%	0.90	0.59%	-0.41%
Kudaravalli Srikanth	0.90	0.57%	-0.02%	0.90	0.59%	-0.41%
Kudaravalli Krishnakanth	0.90	0.57%	-0.02%	0.90	0.59%	-0.41%
M/s.S2 Engineering services (Represented by its Managing Partner Mr. Ramakrishna Kandula)	24.03	15.22%	-2.48%	27.09	17.71%	1.71%
M/s. Standard Holdings (Represented by its Managing Partner Mrs. Krishna Veni Kandula)	5.04	3.19%	-0.10%	5.04	3.29%	3.29%
Total	145.35	92.10%		148.41	97.01%	

Note: 12 Other Equity

Particulars	Reserves and Surplus			Items of Other Comprehensive Income	Total Other Equity
	Securities Premium	Capital Reserve	Retained Earnings	Re-measurement gains/ (losses) on defined benefit plans	
Balance as at April 1, 2021	67.86	-	1,297.85	-	1,365.71
Profit for the year	-	-	2,514.56	-	2,514.56
Other comprehensive income for the year	-	-	-	5.41	5.41
Issue of share capital during the year	1,575.00	-	-	-	1,575.00
On account of business combination	-	(94.68)	-	-	(94.68)
Balance as at March 31, 2022	1,642.86	(94.68)	3,812.41	5.41	5,366.00
Profit for the year	-	-	5,342.32	-	5,342.32
Other comprehensive income for the year	-	-	-	(5.28)	(5.28)
Issue of share capital during the year	3,290.48	-	-	-	3,290.48
Balance as at March 31, 2023	4,933.34	(94.68)	9,154.73	0.13	13,993.52



Standard Glass Lining Technology Limited
(Formerly known as "Standard Glass Lining Technology Private Limited")
Notes forming part of the Consolidated Financial Statements for the year ended March 31, 2023
(All amounts are in INR Lakh except share data or unless otherwise stated)

Note: 11 Equity Share Capital

Particulars	As at March 31, 2023		As at March 31, 2022	
	No of shares	Amount	No of shares	Amount
Authorised:				
Equity shares of Rs 10 each	2,00,00,000	2,000.00	2,00,00,000	2,000.00
Issued, subscribed and paid up:				
Equity shares of Rs 10 each fully paid up	1,57,84,607	1,578.46	1,53,00,000	1,530.00

(a) Reconciliation of the shares outstanding at the beginning and at the end of the reporting period
Equity Shares

	As at March 31, 2023		As at March 31, 2022	
	No. of shares	Amount	No. of shares	Amount
At the beginning of the period	1,53,00,000	1,530.00	90,00,000	900.00
Add: Issued during the period	4,84,607	48.46	63,00,000	630.00
Outstanding at the end of the period	1,57,84,607	1,578.46	1,53,00,000	1,530.00

(b) Terms / rights attached to equity shares

The Company has only one class of share referred to as Equity Share having a par value of Rs.10/-.

(c) Details of shareholders holding more than 5% of the equity shares of the company

Name of the Shareholders	As at March 31, 2023		As at March 31, 2022	
	No of shares	% of share holding	No of shares	% of share holding
Equity shares of INR 10 each fully paid up				
K Rama Krishna	48.96	31.02%	48.96	32.00%
K Krishna Veni	41.31	26.17%	41.31	27.00%
SZ Engineering Services	27.09	17.16%	27.09	17.71%

As per records of the company, including its register of shareholders/members and other declarations received from shareholders regarding beneficial interest, the above shareholding represents both legal and beneficial ownerships of shares.

d) Details of Shares held by Promoters at the end of the year

Promoter Name	As at March 31, 2023			As at March 31, 2022		
	No. of shares	% of total shares	% Change during the year*	No. of shares	% of total shares	% Change during the year*
Kandula Ramakrishna	48.96	31.02%	-0.98%	48.96	32.00%	6.00%
Kandula Krishna Veni	41.31	26.17%	-0.83%	41.31	27.00%	5.00%
Kandula Nageswara Rao	7.65	4.85%	-0.15%	7.65	5.00%	0.00%
Venkata Mohana Rao Katragadda	1.80	1.14%	-0.04%	1.80	1.18%	-0.82%
Venkata Siva Prasad Katragadda	1.80	1.14%	-0.04%	1.80	1.18%	-0.82%
Kudaravalli Punna Rao	0.83	0.53%	-0.02%	0.83	0.54%	-1.46%
Promoter group						
Katragadda Harini	2.17	1.38%	-0.04%	2.17	1.42%	-3.58%
Katragadda Likitha	2.25	1.43%	-0.05%	2.25	1.47%	-1.03%
Katragadda Mahitha	2.25	1.43%	-0.05%	2.25	1.47%	-1.03%
Katragadda Venkataramani	2.76	1.75%	-0.06%	2.76	1.80%	-3.20%
Katragadda Poojitha	1.80	1.14%	-0.04%	1.80	1.18%	-0.82%
Kudaravalli Bala Bhavani	0.90	0.57%	-0.02%	0.90	0.59%	-0.41%
Kudaravalli Srikanth	0.90	0.57%	-0.02%	0.90	0.59%	-0.41%
Kudaravalli Krishnakanth	0.90	0.57%	-0.02%	0.90	0.59%	-0.41%
M/s. SZ Engineering services (Represented by its Managing Partner Mr. Ramakrishna Kandula)	24.03	15.22%	-2.48%	27.09	17.71%	1.71%
M/s. Standard Holdings (Represented by its Managing Partner Mrs. Krishna Veni Kandula)	5.04	3.19%	-0.10%	5.04	3.29%	3.29%
Total	145.35	92.10%		148.41	97.01%	

Note: 12 Other Equity

Particulars	Reserves and Surplus			Items of Other Comprehensive Income	Total Other Equity
	Securities Premium	Capital Reserve	Retained Earnings	Re-measurement gains/ (losses) on defined benefit plans	
Balance as at April 1, 2021	67.86	-	1,297.85	-	1,365.71
Profit for the year	-	-	2,514.56	-	2,514.56
Other comprehensive income for the year	-	-	-	5.41	5.41
Issue of share capital during the year	1,575.00	-	-	-	1,575.00
On account of business combination	-	(94.68)	-	-	(94.68)
Balance as at March 31, 2022	1,642.86	(94.68)	3,812.41	5.41	5,366.00
Profit for the year	-	-	5,342.32	-	5,342.32
Other comprehensive income for the year	-	-	-	(5.28)	(5.28)
Issue of share capital during the year	3,290.48	-	-	-	3,290.48
Balance as at March 31, 2023	4,933.34	(94.68)	9,154.73	0.13	13,993.52



Standard Glass Lining Technology Limited
(Formerly known as "Standard Glass Lining Technology Private Limited")
Notes forming part of the Consolidated Financial Statements for the year ended March 31, 2023
(All amounts are in INR Lakh except share data or unless otherwise stated)

Note:13 Borrowings
Non-current Borrowings

Particulars	As at March 31, 2023	As at March 31, 2022
Term loans (Secured, at amortised cost)		
Term loans from bank (secured)	302.98	678.90
Total	302.98	678.90

Current Borrowings

Particulars	As at March 31, 2023	As at March 31, 2022
Cash credit facility from bank (secured)	4,896.87	3,098.71
Current maturities of long term borrowings	405.38	412.55
Interest free Loans from related parties (repayable on demand)	391.68	685.57
Loan from chit fund company	9.26	39.29
Total	5,703.19	4,236.12

Standard Glass Lining Technology Limited

- i) Indian Rupee term loans amounting to Rs. 708.36 Lakhs carrying interest rate ranging from 7.1% per annum to 10.9% per annum repayable on a monthly basis till January 2025. Loan from chit fund is payable at Rs. 5,00,000 pm (before considering dividend on chit) till May 2023.
- ii) All the facilities from banks (Term loans, Emergency Credit loan Letter of Credits and Cash credit) are secured by exclusive charge on all the unencumbered fixed assets and current assets
- iii) Further, all the loans are secured (primary security) by exclusive charge on
- Residential property situated at No 593/MIGII, KPHB colony, Kukatpally, Hyderabad Telangana
 - Industrial property situated at Sy no 293/2 Phase 1, Jeedimetla Hyderabad Telangana Quthbullapur
 - Industrial property situated at Plot no D12, Jeedimetla, Hyderabad
 - Paripassu charge on Plot no 43 to 48,50 to 54,Tech park, IDA Nacharam, Telangana
- iv) Further, all the loans has been guaranteed by the personal guarantee of the following directors unconditionally and irrevocably :
- Kandula Krishna Veni , Kudaravalli Punna rao, Kandula Nageshwara rao, Katragadda Venkata Ramani, Katragadda Venkata Shiva Prasad, Kandula Rama Krishna and S2 Engineering services.
- v) The Company has obtained term loan from ICICI Bank during the financial year 2019-20 & 2020-21. As per the Loan Agreement/ term sheet, the said Loan was taken for the general corporate
- Subsidiary company - S2 Engineering Industry Private Limited**
- Indian Rupee term loans from banks carry interest ranging from 7.85% to 9.4% per annum and the loans are repayable in the tenure of 19 months to 34 months.
 - Term loans from the banks are secured by hypothecation of entire unencumbered movable fixed assets of the Company excluding vehicles/assets under Lease, both present and future.
 - Cash Credit from banks carry an interest ranging from 7.10% to 8.95% per annum and repayable in tenure of 12 months.
 - Cash Credit from banks is secured by the hypothecation of entire current assets of the Company, both present & future.
 - Cash credit loan and term loans have been guaranteed by Standard Glass Lining Technology Limited (Parent company) and directors of
 - All facilities are secured by Paripassu charge on Plot no 43 to 48,50 to 54,Tech park, IDA Nacharam, Telangana
 - The loan from parent Company carries an interest ranging from 7.25% to 8.25% per annum.
 - all the facilities of the axis is secured by equitable mortgage of industrial building admeasing 2 acres situated at survy no 53/4, Baahadurpally village,medchal mandal, Malkajgiri district standing on the name of S2 engineering equipments represented by Mr. K.Ramakrishna and Mrs. K. Krishnaveni.
 - All the term loans and cash credit facilities obtained from the bank during the year were used for the general corporate purpose and working capital management.

Note: 14 Lease liabilities

Non-current Lease liabilities

Particulars	As at March 31, 2023	As at March 31, 2022
Lease liability	1,847.25	1,824.57
Total	1,847.25	1,824.57

Current Lease liabilities

Particulars	As at March 31, 2023	As at March 31, 2022
Lease liability	342.86	241.27
Total	342.86	241.27

Note:15 Other financial liabilities

Particulars	As at March 31, 2023		As at March 31, 2022	
	Non-current	Current	Non-current	Current
Capital creditors	-	77.29	-	205.23
Total	-	77.29	-	205.23

Note:16 Provisions

Particulars	As at March 31, 2023		As at March 31, 2022	
	Non-current	Current	Non-current	Current
Provision for gratuity	127.69	11.31	89.73	8.20
Provision for leave encashment	22.40	5.60	11.05	2.61
Provision for warranties	58.18	66.40	41.49	47.95
Total	208.27	83.31	142.27	58.76

Provision for warranties

As per the contractual terms with customers, the Company provides warranty to the customers for 18 months from date of sales or 12 months from date of installation which ever is earlier. The provision is made for such returns/rejections on the basis of historical warranty trends in similiar industries @0.25% of Revenue from Operations.

Particulars	As at March 31, 2023	As at March 31, 2022
At the beginning of the year	89.43	31.56
Arising during the year	01.06	00.51
Utilized during the year	32.90	22.63
Reversed during the year	13.80	-
At the end of the year	124.59	89.44



Standard Glass Lining Technology Limited
(Formerly known as "Standard Glass Lining Technology Private Limited")
Notes forming part of the Consolidated Financial Statements for the year ended March 31, 2023
(All amounts are in INR Lakh except share data or unless otherwise stated)

Note:17 Deferred tax liabilities (net)

Particulars	As at March 31, 2023	As at March 31, 2022
Deferred tax liabilities	202.16	143.41
Deferred tax Asset	(143.64)	(104.97)
Deferred tax Liability (net)	58.52	38.44

Note:18 Other liabilities

Particulars	As at March 31, 2023		As at March 31, 2022	
	Non-current	Current	Non-current	Current
Advance from customers	-	2,886.60	-	8,858.96
Statutory dues	-	49.58	-	72.88
Total	-	2,936.18	-	8,931.84

Note:19 Trade payables

Particulars	As at March 31, 2023	As at March 31, 2022
Total outstanding dues of micro enterprises and small enterprises	826.03	612.96
Total outstanding dues of creditors other than micro enterprises and small enterprises	6,670.55	5,634.61
Total	7,496.58	6,247.57

Trade payables ageing schedule as at March 31, 2023	Outstanding for following periods from due date of payment					
Particulars	Billed but not due	Less than 1 year	1-2 years	2-3 years	More than 3 years	Total
(i) MSME	253.12	489.84	83.07	-	-	826.03
(ii) Disputed dues - MSME	-	-	-	-	-	-
(iii) Others	3,415.06	3,225.99	20.76	1.15	7.60	6,670.55
(iv) Disputed dues - Others	-	-	-	-	-	-
Total	3,668.19	3,715.83	103.83	1.15	7.60	7,496.58

Trade payables ageing schedule as at March 31, 2022	Outstanding for following periods from due date of payment					
Particulars	Billed but not due	Less than 1 year	1-2 years	2-3 years	More than 3 years	Total
(i) MSME	500.29	112.67	-	-	-	612.96
(ii) Disputed dues - MSME	-	-	-	-	-	-
(iii) Others	3,549.78	2,064.34	10.51	2.28	7.70	5,634.61
(iv) Disputed dues - Others	-	-	-	-	-	-
Total	4,050.07	2,177.01	10.51	2.28	7.70	6,247.57

Based on the information available with the Company, there are no outstanding dues and payments made to any supplier of goods and services beyond the specified period under Micro, Small and Medium Enterprises Development Act, 2006 [MSMED Act]. There is no interest payable or paid to any suppliers under the said Act.

Disclosure under the Micro, Small and Medium Enterprises Development Act, 2006

The Company has certain dues to suppliers (trade and capital) registered under Micro, Small and Medium Enterprises Development Act, 2006 ('MSMED Act'). The disclosures pursuant to the said MSMED Act are as follows:

Particulars	As at March 31, 2023	As at March 31, 2022
(a) The principal amount and the interest due thereon remaining unpaid to any supplier registered under the MSMED Act at the end of: - Principal amount (including capital creditors) - Interest amount	826.03	612.96
(b) The amount of interest paid by the buyer in terms of section 16 of the Micro, Small and Medium Enterprises Development Act, 2006 (27 of 2006), along with the amount of the payment made to the supplier beyond the appointed day during each accounting year;	-	-
(c) The amount of interest due and payable for the period of delay in making payment (which has been paid but beyond the appointed day during the year) but without adding the interest specified under the Micro, Small and Medium Enterprises Development Act, 2006;	-	-
(d) The amount of interest accrued and remaining unpaid at the end of each accounting year	-	-
(e) The amount of further interest remaining due and payable even in the succeeding years, until such date when the interest dues above are actually paid to the small enterprise, for the purpose of disallowance of a deductible expenditure under section 23 of the Micro, Small and Medium Enterprises Development Act, 2006.	-	-
Total	826.03	612.96

Note:20

Current tax liabilities (Net)

Particulars	As at March 31, 2023	As at March 31, 2022
Provision for Income Taxes (net of prepaid taxes)	150.04	309.72
Total	150.04	309.72



Standard Glass Lining Technology Limited
(Formerly known as "Standard Glass Lining Technology Private Limited")
Notes forming part of the Consolidated Financial Statements for the year ended March 31, 2023
(All amounts are in INR Lakh except share data or unless otherwise stated)

Note:17 Deferred tax liabilities (net)

Particulars	As at March 31, 2023	As at March 31, 2022
Deferred tax liabilities	202.16	143.41
Deferred tax Asset	(143.64)	(104.97)
Deferred tax Liability (net)	58.52	38.44

Note:18 Other liabilities

Particulars	As at March 31, 2023		As at March 31, 2022	
	Non-current	Current	Non-current	Current
Advance from customers	-	2,886.60	-	8,858.96
Statutory dues	-	49.58	-	72.88
Total	-	2,936.18	-	8,931.84

Note:19 Trade payables

Particulars	As at March 31, 2023	As at March 31, 2022
Total outstanding dues of micro enterprises and small enterprises	826.03	612.96
Total outstanding dues of creditors other than micro enterprises and small enterprises	6,670.55	5,634.61
Total	7,496.58	6,247.57

Trade payables ageing schedule as at March 31, 2023						
Particulars	Outstanding for following periods from due date of payment					
	Billed but not due	Less than 1 year	1-2 years	2-3 years	More than 3 years	Total
(i) MSME	253.12	489.84	83.07	-	-	826.03
(ii) Disputed dues - MSME	-	-	-	-	-	-
(iii) Others	3,415.06	3,225.99	20.76	1.15	7.60	6,670.55
(iv) Disputed dues - Others	-	-	-	-	-	-
Total	3,668.19	3,715.83	103.83	1.15	7.60	7,496.58

Trade payables ageing schedule as at March 31, 2022						
Particulars	Outstanding for following periods from due date of payment					
	Billed but not due	Less than 1 year	1-2 years	2-3 years	More than 3 years	Total
(i) MSME	500.29	112.67	-	-	-	612.96
(ii) Disputed dues - MSME	-	-	-	-	-	-
(iii) Others	3,549.78	2,064.34	10.51	2.28	7.70	5,634.61
(iv) Disputed dues - Others	-	-	-	-	-	-
Total	4,050.07	2,177.01	10.51	2.28	7.70	6,247.57

Based on the information available with the Company, there are no outstanding dues and payments made to any supplier of goods and services beyond the specified period under Micro, Small and Medium Enterprises Development Act, 2006 [MSMED Act]. There is no interest payable or paid to any suppliers under the said Act.

Disclosure under the Micro, Small and Medium Enterprises Development Act, 2006

The Company has certain dues to suppliers (trade and capital) registered under Micro, Small and Medium Enterprises Development Act, 2006 ('MSMED Act'). The disclosures pursuant to the said MSMED Act are as follows:

Particulars	As at March 31, 2023	As at March 31, 2022
(a) The principal amount and the interest due thereon remaining unpaid to any supplier registered under the MSMED Act at the end of each - Principal amount (including capital creditors) - Interest amount	826.03	612.96
(b) The amount of interest paid by the buyer in terms of section 16 of the Micro, Small and Medium Enterprises Development Act, 2006 (27 of 2006), along with the amount of the payment made to the supplier beyond the appointed day during each accounting year;	-	-
(c) The amount of interest due and payable for the period of delay in making payment (which has been paid but beyond the appointed day during the year) but without adding the interest specified under the Micro, Small and Medium Enterprises Development Act, 2006;	-	-
(d) The amount of interest accrued and remaining unpaid at the end of each accounting year	-	-
(e) The amount of further interest remaining due and payable even in the succeeding years, until such date when the interest dues above are actually paid to the small enterprise, for the purpose of disallowance of a deductible expenditure under section 23 of the Micro, Small and Medium Enterprises Development Act, 2006.	-	-
Total	826.03	612.96

Note:20

Current tax liabilities (Net)

Particulars	As at March 31, 2023	As at March 31, 2022
Provision for Income Taxes (net of prepaid taxes)	150.00	309.72
Total	150.00	309.72



Standard Glass Lining Technology Limited

(Formerly known as "Standard Glass Lining Technology Private Limited")

Notes forming part of the Consolidated Financial Statements for the year ended March 31, 2023

(All amounts are in INR Lakh except share data or unless otherwise stated)

Note:21 Revenue from Operations

Particulars	For the year ended March 31, 2023	For the year ended March 31, 2022
(a) Sales of Products	49,296.86	23,905.45
(b) Sales of services	461.93	113.29
Total	49,758.79	24,018.74

Note:22 Other Income

Particulars	For the year ended March 31, 2023	For the year ended March 31, 2022
Interest income from financial assets		
bank deposits	10.56	9.87
Other Financial assets	5.80	49.36
Insurance Claim received	6.28	37.61
Amount no longer payable written back	-	31.65
Other miscellaneous income	221.03	2.14
Other Income	5.10	0.85
Total	248.77	131.48

Note:23 Cost of raw materials consumed

Particulars	For the year ended March 31, 2023	For the year ended March 31, 2022
Inventory at beginning of the year	4,693.43	306.72
add: Purchases during the year	30,450.88	18,305.37
less: Inventory at the end of the year	(5,177.77)	(4,693.43)
Total	29,966.54	13,918.66

Note:24 Changes in inventories of work-in-progress

Particulars	For the year ended March 31, 2023	For the year ended March 31, 2022
Opening stock		
Work-in-progress	7,202.97	4,798.75
Closing stock	-	-
Work-in-progress	(8,620.41)	(7,202.97)
(Increase) / Decrease in Stock	(1,417.44)	(2,404.22)

Note:25 Employee benefits expense

Particulars	For the year ended March 31, 2023	For the year ended March 31, 2022
Salaries, wages and bonus	2,261.06	1,191.67
Contribution to provident and other funds	48.18	27.85
Gratuity	35.52	62.20
Staff welfare expenses	159.04	70.35
Total	2,503.80	1,352.07

Note:26 Finance costs

Particulars	For the year ended March 31, 2023	For the year ended March 31, 2022
Interest expense on borrowing measured at amortised cost	590.62	208.46
Interest on lease liabilities	199.10	143.41
Other finance costs	79.84	25.42
Total	869.56	377.29



Standard Glass Lining Technology Limited

(Formerly known as "Standard Glass Lining Technology Private Limited")

Notes forming part of the Consolidated Financial Statements for the year ended March 31, 2023

(All amounts are in INR Lakh except share data or unless otherwise stated)

Note:27 Depreciation and amortization expenses

Particulars	For the year ended March 31, 2023	For the year ended March 31, 2022
Depreciation on property, plant and equipment	340.13	192.47
Depreciation of Right-of-use assets	420.21	228.74
Amortisation of intangible assets	10.44	2.36
Total	770.78	423.57

Note:28 Other expenses

Particulars	For the year ended March 31, 2023	For the year ended March 31, 2022
Power and fuel	1,319.81	984.95
Consumption of stores and spares	2,310.80	1,973.23
Rent	121.79	80.07
Freight and forwarding charges	-	435.09
Repairs and maintenance	607.22	-
Buildings	175.38	1.31
Plant & Machinery	-	89.68
Security charges	134.05	74.74
Water charges	22.36	11.53
Rates and taxes	102.47	78.91
Insurance	29.65	17.63
Legal and professional fees	242.62	87.58
Travelling and conveyance	108.85	40.67
Sales Commission	48.14	42.14
Warranty expense	68.05	80.51
Printing and stationery	18.60	11.26
Payments to auditors*	14.50	14.50
Bad debts written off	88.97	57.16
Allowance for expected credit loss	25.39	81.93
Communication expenses	9.55	4.92
Corporate social responsibility expenditure	21.99	14.50
Office maintenance expenses	24.26	16.16
Advances written off	-	21.80
Subscription & Renewals	17.68	16.34
Exchange differences	8.63	8.34
Fair value measurement of Financial Assets	-	-
Preliminary expenses	-	14.90
Advertising and sales promotion	125.35	4.40
Miscellaneous expenses	60.65	19.21
Total	5,706.76	4,283.46

*Note : The following is the break-up of Auditors remuneration (exclusive of service tax)

Particulars	For the year ended March 31, 2023	For the year ended March 31, 2022
a) Audit fees	14.50	14.50
b) Out of Pocket expenses	-	-
TOTAL	14.50	14.50



The financial statements, for the year ended March 31, 2023, are the first the group has prepared in accordance with Ind AS. For periods up to and including the year ended March 31, 2022, the group prepared its financial statements in accordance with accounting standards notified under section 133 of the Companies Act 2013, read together with rule 7 of the Companies (Accounts) Rules, 2014 (Indian GAAP).

Accordingly, the group has prepared financial statements which comply with Ind AS applicable for periods ending on March 31 2023, together with the comparative period data as at and for the year ended March 31, 2022, as described in the summary of significant accounting policies. In preparing these financial statements, the group's opening balance sheet was prepared as at the group's date of transition to Ind AS. This note explains the principal adjustments made by the group in restating its Indian GAAP financial statements, including the balance sheet as at transition date and the financial statements as at and for the year ended March 31, 2022.

Exemptions applied

Ind AS 101 allows first-time adopters certain exemptions from the retrospective application of certain requirements under Ind AS. The group has applied the following exemptions:

Deemed Cost:

The group has elected to continue with the carrying value for all of its property, plant and equipment and intangible assets as recognised in its Indian GAAP financials as deemed cost at the transition date.

Estimates:

The estimates at transition date and at March 31, 2022 are consistent with those made for the same dates in accordance with Indian GAAP (after adjustments to reflect any differences in accounting policies) and the group has concluded that there is no necessity to revise the estimates under Ind AS, as there is no objective evidence of an error in those estimates. However, estimates that were required under Ind AS but not required under Previous GAAP are made by the group for the relevant reporting dates reflecting conditions existing as at that date.

The estimates used by the group to present these amounts in accordance with Ind AS reflect conditions at the date of transition to Ind AS and as of March 31, 2022.

The following reconciliations along with explanations have been presented to explain the impact of transition to Ind AS:

Reconciliation of equity as at date of transition to Ind AS;

Reconciliation of equity as at March 31, 2022;

Reconciliation of profit and loss for the year ended March 31, 2022; and

Reconciliation of equity as previously reported under Previous GAAP and that computed under Ind AS:

Reconciliation of profit / (loss) between financial results as previously reported under Previous GAAP and Ind AS for the year ended

Particulars	As on March 31, 2022
Other equity as reported per Previous GAAP	5,525.70
Adjustments on account of transition to IND AS	
Impairment of trade receivables on account of expected credit loss under IND AS 109	(120.37)
Interest Adjustment due to Amortised Cost Method	(23.29)
Impact on account of IND AS 116 (interest cost+depreciation-rent)	(104.40)
Adjustment for interest income on Financial Assets	37.24
Impact on account of Preference Shares Measured at Amortized Cost	-
Fair value measurement of Financial Liabilities	10.97
Adjustment for difference in Deferred tax asset	81.03
De recognition of previously recognised exceptional items	45.01
Adjustments on account of errors	
Rectification of errors in measurement and recognition of gratuity	(36.55)
Rectification of errors in measurement and recognition of leave encashment	(8.46)
Rectification of errors in making the provision for warranty	(40.87)
Total Adjustments	(159.70)
Equity as reported per IND AS	5,366.00

Particulars	For the year ended March 31, 2022
Net profit under previous GAAP	2,627.98
Adjustments on account of transition to IND AS	
Impairment of trade receivables on account of expected credit loss under IND AS 109	(75.64)
Interest Adjustment due to Amortised Cost Method	(26.19)
Impact on account of IND AS 116 (interest cost+depreciation-rent)	(104.40)
Adjustment for interest income on Financial Assets	16.49
Fair value measurement of Financial Assets	-
Fair value measurement of Financial Liabilities	10.97
Re-measurement (gains)/losses on defined benefit plans	(7.23)
Adjustment for difference in Deferred tax asset	31.22
De recognition of previously recognised exceptional items	45.01
Adjustments on account of errors	
Rectification of errors in measurement and recognition of gratuity	3.64
Rectification of errors in measurement and recognition of leave encashment	2.04
Rectification of errors in making the provision for warranty	(9.32)
Net profit for under Ind AS	2,514.56



Trade receivables

Under Ind AS, impairment allowance has been determined based on Expected Credit Loss model (ECL). Due to ECL model, the group impaired its trade receivable by Rs. 44.72 lakhs on April 01, 2021 which has been eliminated against retained earnings.

Deferred tax

IGAAP requires deferred tax accounting using the income statement approach, which focuses on differences between taxable profits and accounting profits for the period. Ind AS 12 requires entities to account for deferred taxes using the balance sheet approach, which focuses on temporary differences between the carrying amount of an asset or liability in the balance sheet and its tax base. The application of Ind AS 12 approach has resulted in recognition of deferred tax on new temporary differences which was not required under IGAAP.

In addition, the various transitional adjustments lead to temporary differences. According to the accounting policies, the group has to account for such differences. Deferred Tax adjustments are recognised in correlation to the underlying transaction either in retained earnings or profit and loss respectively.

Leases:

The new standard, Ind AS 116 brings most leases on-balance sheet for lessees under a single model, eliminating the distinction between operating and finance leases.

The lease liability reflects the net present value of the remaining lease payments adjusted for payments made before the commencement date, lease incentives and other items related to the lease agreement, and the right-of-use asset corresponds to the lease liability.

Upon adoption of the new standard, a portion of the annual operating lease costs, which was previously fully recognised as a rental / lease expense, is recorded as interest expense. In addition, the portion of the lease payments which represents the reduction of the lease liability is recognised in the cash flow statement as an outflow from financing activities, which was previously fully recognised as an outflow from operating activities.

Fair values:

An entity is permitted to designate a previously recognised financial asset as a financial asset measured at fair value through profit or loss. The entity shall disclose the fair value of financial assets so designated at the date of designation and their classification and carrying amount in the previous financial statements.

An entity is permitted to designate a previously recognised financial liability as a financial liability at fair value through profit or loss. The entity shall disclose the fair value of financial liabilities so designated at the date of designation and their classification and carrying amount in the previous financial statements.

At the date of transition to Ind AS, difference between the fair value of assets and liabilities and IGAAP carrying amount has been recognised in Retained Earnings.

Defined benefit obligations

Both under Indian GAAP and Ind AS, the group recognised costs related to its post-employment defined benefit plan on an actuarial basis. Under Indian GAAP, the entire cost, including actuarial gains and losses, are charged to the statement of profit and loss. Under Ind AS, remeasurements (comprising of actuarial gains and losses, the effect of the asset ceiling, excluding amounts included in net interest on the net defined benefit liability and the return on plan assets excluding amounts included in net interest on the net defined benefit liability) are recognised immediately in the balance sheet with a corresponding debit or credit to retained earnings through OCI.

On account of errors

Employee benefit liabilities (gratuity and leave encashment)

Errors were observed in the measurement of employment benefits plans which were now rectified.

Leave encashment and gratuity: The Company did not use projected unit credit method in measuring the liability for gratuity and leave encashment till March 31, 2021. The same has been rectified.

Provision for warranty

Certain errors were identified with respect to the measurement of provision for warranties. These errors are now rectified.

30 Changes in liabilities arising from financing activities

For the year ended March 31, 2023

Particulars	Current		Non-current	
	Borrowings	Lease liabilities	Borrowings	Lease liabilities
April 1, 2022	4,236.12	241.27	678.90	1,824.57
Cash flows	1,467.06	-	-375.92	22.68
Reclassified as part of disposal group	-	-	-	-
Foreign exchange management	-	-	-	-
Changes in fair values	-	-	-	-
New leases	-	101.60	-	-
Other	-	-	-	-
March 31, 2023	5,703.18	342.87	302.98	1,847.25

For the year ended March 31, 2022

Particulars	Current		Non-current	
	Borrowings	Lease liabilities	Borrowings	Lease liabilities
April 1, 2021	-	-	-	-
Cash flows	4,236.12	-	678.90	-
Reclassified as part of disposal group	-	-	-	-
Foreign exchange management	-	-	-	-
Changes in fair values	-	-	-	-
New leases	-	241.27	-	1,824.57
Other	-	-	-	-
March 31, 2022	4,236.13	241.27	678.90	1,824.57



31 Revenue from contract with customer

Disaggregated revenue information

	For the year ended March 31, 2023	For the year ended March 31, 2022
Revenue from contracts with customers		
Sale of products	49,296.86	23,905.45
Sale of services	461.93	113.29
Other operating revenues (scrap sales)		
Total	49,758.79	24,018.74
(a) Disaggregated revenue information		
Manufactured		
India	49,296.86	23,905.45
Outside India		
Traded	49,296.86	23,905.45
India		
Outside India		
(b) Timing of revenue recognition		
Products transferred for a point in time	49,296.86	23,905.45
Services rendered at a point in time	461.93	113.29
Total	49,758.79	24,018.74
(c) Reconciliation of amount of revenue recognised with contract price		
Revenue as per contracted price (including concession / subsidy on fertilisers)	49,808.56	24,169.57
Adjustments		
Rebates	27.97	22.90
Others	21.80	127.93
Revenue from contracts with customers	49,758.79	24,018.74

32 Earning per Share

Particulars	For the year ended March 31, 2023	For the year ended March 31, 2022
Earnings		
Profit attributable to equity holders	5,342.32	2,514.56
Shares		
Number of shares at the beginning of the year	1,53,00,000	90,00,000
Add: Equity shares issued	4,84,607	63,00,000
Less: Buy back of equity shares		
Total number of equity shares outstanding at the end of the year	1,57,84,607	1,53,00,000
Weighted average number of equity shares outstanding during the year - Basic	153.09	113.47
Weighted average number of equity shares outstanding during the year - Diluted	153.09	113.47
Earnings per share of par value Rs 10/- - Basic (Rs)	34.90	22.16
Earnings per share of par value Rs 10/- - Diluted (Rs)	34.90	22.16

33 Income taxes

The major components of income tax expense for the years ended March 31, 2023 and March 31, 2022 are:

Particulars	For the year ended March 31, 2023	For the year ended March 31, 2022
Current taxes expense		
Domestic	1,823.99	907.66
Deferred taxes expense/(benefit)		
Relating to origination and reversal of temporary differences	21.85	(45.18)
Total income tax expense/(benefit) recognized in the statement of profit and loss	1,845.84	862.48

OCI section

Deferred tax related to items recognised in OCI during in the year:

Particulars	For the year ended March 31, 2023	For the year ended March 31, 2022
Net loss/(gain) on remeasurements of defined benefit plans	(7.05)	7.23
Deferred tax charged to OCI	1.77	(1.82)



Reconciliation of tax expense and the accounting profit multiplied by India's domestic tax rate for 31 March 2023 and 31 March 2022:

Particulars	For the year ended March 31, 2023	For the year ended March 31, 2022
Accounting profit before tax from continuing operations	7,185.26	3,377.04
Profit/(loss) before tax from a discontinued operation	-	-
Accounting profit before income tax	7,185.26	3,377.04
At India's statutory income tax rate of 25.17% (31 March 2022: 25.17%)	1,808.53	850.00
Non-deductible expenses for tax purposes:		
Expenses disallowed under Income tax act, 1961	21.40	18.22
On account of prior period tax expense	(2.89)	-
On account of IND AS transition impact	-	(16.06)
Others	15.91	10.31
	34.41	12.47
Income tax expense reported in the statement of profit and loss	1,842.94	862.48
	1,842.94	862.48
Effective income tax rate	25.65%	25.54%

Deferred tax relates to the following:	Balance Sheet	
	As at March 31, 2023	As at March 31, 2022
Deferred tax liabilities:		
WDV differences of assets as per books and tax laws	201.84	142.69
Loan (Due to Processing Charges)	0.32	0.72
	202.16	143.41
Deferred tax assets:		
Gratuity	(34.98)	(24.65)
Leave Encashment	(4.01)	(3.44)
Bad Debts	(49.49)	(44.25)
Leases	(54.35)	(30.00)
Other Temporary Difference	(0.81)	(2.63)
	(143.64)	(104.97)
Net deferred tax assets/(liabilities)	58.52	38.44
Reflected in the balance sheet as follows:		
Deferred tax assets	(143.64)	(104.97)
Deferred tax liabilities:		
Continuing operations	202.16	143.41
Deferred tax liabilities, net	58.52	38.44

34 Segment information

The group is engaged in the manufacturing of pharmaceutical glass lined equipments & heavy engineering equipments and the same are two reportable segments of the group as per IND AS 108, disclosure regarding operating segments is given below.

Reportable segments based on Products	For the year ended March 31, 2023				
	Glass Lined Equipment	Heavy Engineering Equipment	Total	Eliminations	Consolidated
Revenue					
External Sales	20,908.09	28,850.70	49,758.79	-	49,758.79
Inter- segment sales	64.21	134.87	199.08	(199.08)	-
Total Revenue	20,972.30	28,985.57	49,957.87	78,943.44	49,758.79
Segment Results:					
Profit / (Loss) before Tax and Interest	3,156.34	5,060.93	8,217.27	(162.46)	8,054.82
Less: Interest Expenses					869.56
Profit Before Taxes					7,185.26
Taxes					1,842.94
Net Profit after Tax					5,342.31
Other Information					
Segment Assets	20,765.60	17,475.08	38,240.68	3,462.22	34,778.46
Unallocated Corporate assets			-		-
Total assets	20,765.60	17,475.08	38,240.68	3,462.22	34,778.46
Segment liabilities	9,346.85	12,270.77	21,617.62	2,411.14	19,206.48
Unallocated Corporate liabilities			-		-
Total liabilities	9,346.85	12,270.77	21,617.62	2,411.14	19,206.48
Depreciation	449.99	320.78	770.78	-	770.78



Reportable segments based on Products	For the year ended March 31, 2022				
	Glass Lined Equipment	Heavy Engineering Equipment	Total	Eliminations	Consolidated
Revenue					
External Sales	15,272.89	8,745.85	24,018.74	-	24,018.74
Inter- segment sales	-	21.61	21.61	21.61	-
Total Revenue	15,272.89	8,767.46	24,040.34	21.61	24,018.74
Segment Results:					
Profit / (Loss) before Tax and Interest	2,429.38	1,382.10	3,811.48	57.15	3,754.33
Less: Interest Expenses	-	-	-	-	377.29
Profit Before Taxes	-	-	-	-	3,377.04
Taxes	-	-	-	-	862.48
Net Profit after Tax	-	-	-	-	2,514.56
Other Information	-	-	-	-	-
Segment Assets	17,080.09	15,060.26	32,140.35	2,329.67	29,810.68
Unallocated Corporate assets	-	-	-	-	-
Total assets	17,080.09	15,060.26	32,140.35	2,329.67	29,810.68
Segment liabilities	11,008.44	13,236.94	24,245.38	1,330.69	22,914.68
Unallocated Corporate liabilities	-	-	-	-	-
Total liabilities	11,008.44	13,236.94	24,245.38	1,330.69	22,914.68
Depreciation	381.99	41.58	423.57	-	423.57

35 Employee benefits

The Code on Social Security, 2020

(i) The Code on Social Security, 2020 ('Code') relating to employee benefits received Presidential assent in September 2020. However, effective date and the final rules/interpretation have not yet been notified/issued. The group is in the process of assessing the impact of the Code and will recognize the impact, if any, based on its effective date.

(ii) The group operates defined benefit plan i.e., gratuity for its employees. Under the gratuity plan, every employee who has completed at least five years of service gets a gratuity on departure at 15 days of last drawn salary for each completed year of service. The fund has the form of a trust and it is governed by the Board of Trustees who is responsible for the administration of the plan assets and for the definition of the investment strategy.

During the period the group has recognized the following amounts in the Statement of profit and loss:-

Particulars	Year ended March 31, 2023	Year ended March 31, 2022
Employers Contribution to Provident fund	43.94	23.18
Employers Contribution to Employee state insurance	4.23	4.66
Total	48.17	27.84

Gratuity benefits

In accordance with applicable laws, the group has a defined benefit plan which provides for gratuity payments (the "Gratuity Plan") and covers certain categories of employees in India. The Gratuity Plan provides a lump sum gratuity payment to eligible employees at retirement or termination of their employment. The amount of the payment is based on the respective employee's last drawn salary and the years of employment with the group. Liabilities in respect of the Gratuity Plan are determined by an actuarial valuation and plan is unfunded.

The components of gratuity cost recognized in the statement of profit and loss for the years ended March 31, 2023 and 2022 consist of the following:

Particulars	For the year ended March 31, 2023	For the year ended March 31, 2022
Current service cost	26.51	17.57
Interest on net defined benefit liability/(asset)	7.15	44.64
Expected Return on plan Assets	-	-
Components of defined benefit costs recognized in statement of profit or loss - (A)	33.66	62.21
Actuarial (gain) / loss on plan obligations	6.04	-4.47
Components of defined benefit costs recognized in other comprehensive income - (B)	6.04	-4.47
Total (A+B)	39.70	57.74

Current and Non current Portion

Particulars	For the year ended March 31, 2023	For the year ended March 31, 2022
Present value of defined benefit obligation	139.00	97.93
Less: Fair value of plan assets	-	-
Net liability recognized in the balance sheet	139.00	97.93
Current portion of the above	11.31	8.20
Non-current portion of the above	127.69	89.73



Movement in Present Obligation of Defined Benefit

Particulars	For the year ended March 31, 2023	For the year ended March 31, 2022
Defined benefit obligations at the beginning of the year	97.93	40.19
Defined benefit cost included in P&L	33.66	62.20
Expected Return on Plan assets	-	-
Expenses Recognised in statement of OCI	7.41	-4.46
Actuarial loss/(gain) due to change in financial assumptions	-0.82	-1.74
Actuarial loss/(gain) due to experience changes	8.22	-2.72
Actuarial (Gain) / Loss on Obligation - Plan Assets	-	-
Benefits paid	-	-
Defined benefit obligations at the end of the year	139.00	97.93

Particulars	For the year ended March 31, 2023	For the year ended March 31, 2022
Discount rate	7.50%	7.35%
Salary Growth Rate	8.00%	8.00%

36 Leave Encashment

The Company provides for accumulation of compensated absences by certain categories of its employees. These employees can carry forward a portion of the unutilized compensated absences and utilize them in future periods or receive cash in lieu thereof as per the Company's policy. The Company records a liability for compensated absences in the period in which the employee renders the services that increases this entitlement. The total liability recorded by the Company towards this obligation was Rs.47.00 Lakhs as at March 31, 2023 (Rs. 13.65 Lakhs as at March 31, 2022).

37 Related party disclosures

Name of the Related Party and description of relationship

Particulars	Nature of relationship
Stanseals Private Limited	Enterprises owned or significantly influenced by KMP or their relatives
Stanvalves & Controls Pvt Limited	Enterprises owned or significantly influenced by KMP or their relatives
S2 Engineering Services	Enterprises owned or significantly influenced by KMP or their relatives
Standard Holdings	Enterprises owned or significantly influenced by KMP or their relatives
Stanpumps Engineering Industries	Enterprises owned or significantly influenced by KMP or their relatives
Standard Equipment Leasing Services	Enterprises owned or significantly influenced by KMP or their relatives
Stanflow Engineering Industries	Enterprises owned or significantly influenced by KMP or their relatives
Sri Krishna Equipments	Enterprises owned or significantly influenced by KMP or their relatives
Standard Properties	Enterprises owned or significantly influenced by KMP or their relatives
Schematic Engineering Industries	Enterprises owned or significantly influenced by KMP or their relatives
Sri Krishna Equipments	Enterprises owned or significantly influenced by KMP or their relatives
Standard Group of Companies Private Limited	Enterprises owned or significantly influenced by KMP or their relatives
Key Managerial personnel	
Kandula Nageswara Rao	Managing director
Pathuri Anjaneyulu	Chief Financial officer (W.e.f. 18/07/2022)
Kallam Hima Priya	Company Secretary (W.e.f. 01/10/2021)
Kandula Ramakrishna	Director
Kandula Krishna Veni	Director
Katragadda Venkata Mohana Rao	Director
Katragadda Venkata Siva Prasad	Director
Kudaravalli Punna Rao	Director (up to 11/04/ 2022)
Sudhakara Reddy Siddieddy	Independent Director (w.e.f 04/06/2022)
Sunkavilli Ramakrishna	Independent Director (w.e.f 04/06/2022)
Yasuyuki Ikeda	Director (w.e.f 24/03/2023)
Katragadda Harini	Relative of Director
Kandula Bhanu Prakash	Relative of Director
Kudaravalli Krishnakanth	Relative of Director (up to 11/04/ 2022)
B. Radhakrishna	Relative of Director
Katragadda Venkata Ramani	Relative of Director



Standard Glass Lining Technology Limited
(Formerly known as "Standard Glass Lining Technology Private Limited")
Notes forming part of the Consolidated Financial Statements for the year ended March 31, 2023
(All amounts are in INR Lakh except share data or unless otherwise stated)

Transactions during the year

Particulars	For the Year ended March 31, 2023	For the Year ended March 31, 2022
Remuneration paid		
Kandula Nageswara Rao	18.08	18.00
Kandula Ramakrishna	48.00	12.52
Kandula Krishnaveni	24.00	6.00
Katragadda Venkata Mohana Rao	18.08	12.00
Kudaravalli Punna Rao	0.85	12.00
Katragadda Venkata Siva Prasad	29.21	-
K. Harini	6.08	6.00
K. Bhanu Prakash	9.08	6.00
K. Krishnakanth	0.26	5.48
K. Venkata Ramani	6.08	6.00
Kallam Hima priya	6.56	3.00
P. Anjaneyulu	24.05	-
B. Radhakrishna	12.41	-
Rent Expense		
Kandula Ramakrishna	16.89	13.49
S2 Engineering Equipment	96.80	24.00
S2 Engineering Services	96.80	-
Stanseals Private Limited	26.00	-
Sales of goods		
S2 Engineering Services	3,232.22	6,443.41
Stanpumps Engineering Industries	478.60	361.78
Stanvalves & Controls Pvt Limited	0.79	-
Schematic Engineering Industries	35.07	-
Standard Equipment Leasing Services	651.40	-
Purchase of goods		
S2 Engineering Services	81.97	169.88
Stanpumps Engineering Industries	17.84	181.50
Stanvalves & Controls Pvt Limited	24.85	-
Schematic Engineering Industries	89.55	65.15
Receipt of Services		
Stanseals Private Limited	0.98	0.16
Standard Holdings	39.93	26.32
Standard Group of Companies Private Limited	167.30	-
S2 Engineering Services	-	23.08
Stanpumps Engineering Industries	-	8.14
Sri Krishna Equipments	24.52	3.13
Rending of Services		
S2 Engineering Services	0.90	-
Loans taken from		
Kandula Nageswara Rao	1,200.00	40.00
Kudaravalli Punna Rao	-	29.68
Katragadda Venkata Mohana Rao	-	120.00
Kandula Ramakrishna	50.00	172.97
Kandula Krishnaveni	250.00	219.50
Purchase of business		
S2 Engineering Services	-	2,000.00
Stanpumps Engineering Industries	-	650.00
Interest income		
Stanseals Private Limited	1.98	-
Personal guarantee given jointly by		
Kandula Krishna Veni	7,500.00	3,109.00



Outstanding balances as at year end

	March 31, 2023	March 31, 2022
Loan payable		
Kandula Nageswara Rao	222.86	124.00
Kandula Rama Krishna	19.14	182.39
Kudaravalli Punna Rao	29.68	29.68
Katragadda Venkata Mohana Rao	120.00	120.00
Kandula Krishnaveni	-	219.50
Schematic Engineering Industries	-	10.00
Receivables		
Standard Holdings	0.25	3.49
Schematic Engineering Industries	28.56	-
Stanseals Private Limited	0.09	30.47
S2 Engineering Equipment	-	14.47
S2 Engineering Services	-	174.43
Stanpumps Engineering Industries	0.78	31.17
Sri Krishna Equipments	0.99	19.42
Stanvalves & Controls Pvt Limited	1.22	1.95
Standard Equipment Leasing Services	436.49	-
Payables		
Stanseals Private Limited	0.15	23.60
S2 Engineering Services	16.99	-
Stanvalves & Controls Pvt Limited	1.09	-
Kandula Ramakrishna	1.74	-
Schematic Engineering Industries	1.42	81.99
Standard Equipment Leasing Services	-	30.10
S2 Engineering Equipment	6.41	-
Loan Receivables		
Stanseals Private Limited	-	24.81
Rental Deposit Receivable		
S2 Engineering Equipment	30.00	30.00
Interest Receivables		
Stanseals Private Limited	-	0.30
Personal guarantee given jointly		
Kandula Ramakrishna	3,572.25	2,183.50

38	Transactions in foreign currency	For the year ended March 31, 2023	For the year ended March 31, 2022
	C.I.F. Value of Imports in respect of:		
	Raw material	765.06	151.62
	Stores, spare parts and chemicals	16.55	20.00
	Expenditure in Foreign Currency:		
	Consultancy Charges paid	54.67	35.73
	Earnings in Foreign Exchange		
	FOB value of Exports	-	58.79

39 Financial instruments and fair value

All assets and liabilities for which fair value is measured or disclosed in the Ind AS financial statements are categorised within the fair value hierarchy, as below, based on the lowest level input that is significant to the fair value measurement as a whole:

Level 1 : Quoted (unadjusted) market prices in active markets for identical assets or liabilities

Level 2 : Valuation techniques for which the lowest level input that is significant to the fair value measurement is directly or indirectly observable

Level 3 : Valuation techniques for which the lowest level input that is significant to the fair value measurement is unobservable.

Financial instruments by category

The carrying value and fair value of financial instruments as of 31 March 2023 and 2022, respectively were as follows:

Particulars	As at March 31, 2023		As at March 31, 2022	
	Total carrying value	Total fair value	Total carrying value	Total fair value
Assets:				
Cash and cash equivalents	542.06	542.06	11.67	11.67
Trade and other receivables	9,128.08	9,128.08	8,216.58	8,216.58
Other financial assets	732.49	732.49	477.54	477.54
Loans	-	-	24.81	24.81
Total	10,402.62	10,402.62	8,730.59	8,730.59
Liabilities:				
Trade and other payables	7,496.58	7,496.58	6,247.57	6,247.57
Borrowings	6,006.17	6,006.17	4,915.03	4,915.03
Lease liabilities	2,190.11	2,190.11	2,065.83	2,065.83
Contract liabilities	2,886.60	2,886.60	8,858.96	8,858.96
Other financial liabilities	77.29	77.29	205.23	205.23
Total	18,656.75	18,656.75	22,292.62	22,292.62

The above investments does not include equity investments in subsidiaries which are carried at costs and hence not required to be disclosed as per IND AS 107 "Financial Instruments Disclosures".

There has been no transfers between levels during the year. The fair values of derivatives are based on derived mark-to-market values. The management has assessed that the carrying values of financial assets and financial liabilities for which fair values are disclosed, reasonably approximate their fair values because these instruments have short-term maturities.

Borrowings include Indian currency and Foreign currency long-term loans wherein interest rates are linked to benchmark rates (Marginal Cost of Lending Rates/Prime Lending Rates) of respective lenders. These benchmark rates are determined based on cost of funds of the lenders, as well as, market rates. The benchmark rates are periodically revised by the lenders to reflect prevalent market conditions. Accordingly, effective cost of debt for borrowings at any point of time is in line with the prevalent market rates. Due to these reasons, management is of the opinion that they can achieve refinancing, if required, at similar cost of debt, as current effective interest rates. Hence, the discounting rate for calculating the fair value of Borrowings has been taken in line with the current cost of debt.



40 Financial risk management objectives and policies

The group's principal financial liabilities comprise borrowings, trade and other payables. The main purpose of these financial liabilities is to finance the group's operations. The group's principal financial assets include investments, trade and other receivables, cash and cash equivalents, bank balances, security deposits and derivatives that are out of regular business operations.

The group is exposed to market risk, credit risk and liquidity risk. The group's senior management oversees the management of these risks. The group's risk management is carried out by a treasury department under policies approved by the Board of Directors. The Board of Directors provides written principles for overall risk management, as well as policies covering specific areas, such as foreign exchange risk, interest rate risk, credit risk, use of derivative financial instruments and non-derivative financial instruments, and investment of excess liquidity.

(a) Market risk

Market risk is the risk that the fair value of future cash flows of a financial instrument that will fluctuate because of changes in market prices. Market risk comprises three types of risk i.e. interest rate risk, currency risk and other price risk, such as commodity risk. Financial instruments affected by market risk include borrowings, derivatives financial instruments and trade payables.

i. Interest rate risk

Interest rate risk is the risk that the fair value or future cash flows of the group's financial instruments will fluctuate because of changes in market interest rates. The group's exposure to the risk of changes in market interest rate relates primarily to the group's borrowings with floating interest rates. The following table demonstrates the sensitivity to a reasonably possible change in interest rates on borrowings affected. With all other variables held constant, the group's profit before tax is affected through the impact on floating rate borrowings, without considering impact of derivatives not designated as hedges, as follows:

	Increase / decrease in basis points	Effect on profit before tax
	March 31, 2023	INR lacs
INR	100.00	51.62
INR	(100.00)	(51.62)
	March 31, 2022	
INR	100.00	41.61
INR	(100.00)	(41.61)

ii. Foreign currency risk

Foreign currency risk is the risk that the fair value or future cash flows of an exposure will fluctuate because of changes in foreign exchange rates. The group's exposure to the risk of changes in foreign exchange rates relates primarily to the group's foreign currency borrowings and trade payables. The summary of derivative instruments and unhedged foreign currency exposure is as below:

Derivatives (not designated as hedges) outstanding as at the reporting date

Type	Currency	March 31, 2023		March 31, 2022	
		Foreign currency in lakhs	INR in lakhs	Foreign currency in lakhs	INR in lakhs
Gross currency swaps*	EURO	-	-	-	-
Interest rate swaps*	EURO	-	-	-	-
Forward contracts	USD	-	-	-	-

Un-hedged foreign currency exposure as at the reporting date:

	Currency	As at March 31, 2023		As at March 31, 2022	
		Foreign currency	Rs	Foreign currency	Rs
Trade receivables					
Borrowings					
Advances given	EURO	0.11	11.73	-	-
Trade payables	EURO	14.99	9.54	-	-

The following tables demonstrate the sensitivity to a reasonably possible change in foreign exchange rates, with all other variables held constant and without considering impact of derivatives not designated as hedges:

	March 31, 2023		March 31, 2022	
	5% increase	5% decrease	5% increase	5% decrease
Impact on profit before tax				
USD	-	-	-	-
GBP	-	-	-	-
EURO	1.06	(1.06)	-	-



Standard Glass Lining Technology Limited
(Formerly known as "Standard Glass Lining Technology Private Limited")
Notes forming part of the Consolidated Financial Statements for the year ended March 31, 2023
(All amounts are in INR Lakh except share data or unless otherwise stated)

(b) Credit risk

Credit risk is the risk of loss that may arise on outstanding financial instruments if a counterparty default on its obligations. The group's exposure to credit risk arises majorly from trade and other receivables. Other financial assets like security deposits and bank deposits are mostly with government authorities and scheduled banks and hence, the group does not expect any credit risk with respect to these financial assets.

Trade and other receivables

The group's exposure to credit risk is influenced mainly by the individual characteristics of each customer. The demographics of the customer, including the default risk of the industry and country in which the customer operates, also has an influence on credit risk assessment. Credit risk is managed through credit approvals, establishing credit limits and continuously monitoring the creditworthiness of customers to which the group grants credit terms in the normal course of business.

Investments

The group limits its exposure to credit risk by generally investing in liquid securities and only with counterparties that have a good credit rating. The group does not expect any losses from non-performance by these counter-parties, and does not have any significant concentration of exposures to specific industry sectors or specific country risks.

Details of financial assets - not due, past due and impaired

None of the group's cash equivalents, including term deposits with banks, were past due or impaired as of March 31, 2023. The group's credit period for trade and other receivables payable by its customers generally ranges from 30 - 90 days.

The aging of trade and other receivables is given below:

Reconciliation of impairment of trade receivables and other assets

Particulars	As at March 31, 2023	As at March 31, 2022
Impairment of Trade receivable		
Balance at the beginning of the year	171.24	44.72
Add: Provision made during the year	60.25	183.68
Less: Reversal of earlier years provisions	(34.86)	(57.16)
Less: Bad debts written off from earlier years provisions	-	-
Balance at the end of the year	196.63	171.24

(c) Liquidity risk

The group's objective is to maintain optimum levels of liquidity to meet its cash and collateral requirements at all times. The group relies on a mix of borrowings and excess operating cash flows to meet its needs for funds. The current committed lines of credit are sufficient to meet its short to medium/long term expansion needs. The group monitors rolling forecasts of its liquidity requirements to ensure it has sufficient cash to meet operational needs while maintaining sufficient headroom on its undrawn committed borrowing facilities at all times so that the group does not breach borrowing limits or covenants (where applicable) on any of its borrowing facilities.

The table below summarises the maturity profile of the group's financial liabilities on undiscounted basis:

Maturities	Upto 1 year	1-3 years	3-5 years	Above 5 years	Total
March 31, 2023					
Non-current borrowings	302.98	-	-	-	302.98
Lease liabilities	342.86	593.31	628.89	625.05	2,190.11
Current borrowings	5,703.19	-	-	-	5,703.19
Trade payables	7,496.58	-	-	-	7,496.58
Other financial liabilities	77.29	-	-	-	77.29
Total	13,922.90	593.31	628.89	625.05	15,770.15
March 31, 2022					
Non-current borrowings	678.90	-	-	-	678.90
Lease liabilities	241.27	401.62	365.03	1,057.92	2,065.83
Current borrowings	4,236.12	-	-	-	4,236.12
Trade payables	6,247.57	-	-	-	6,247.57
Other financial liabilities	205.23	-	-	-	205.23
Total	11,609.09	401.62	365.03	1,057.92	13,433.65

41 Details of CSR expenditure

Details of Corporate Social Responsibility expenditure in accordance with section 135 of the Companies Act, 2013:

Particulars	For the year ended	
	March 31, 2023	March 31, 2022
i) Amount required to be spent by the group during the year	54.49	14.34
ii) Amount required to be set off for the financial year, if any	(0.58)	(0.42)
(iii) Total CSR obligation for the financial year	53.92	13.92
iv) Amount of expenditure incurred	-	-
(a) Construction/acquisition of any asset	-	-
(b) On purposes other than (a) above	29.99	14.50
v) Shortfall/(excess) at the end of the year ((iii)-(iv))*	23.93	(0.58)
vi) Total of previous years shortfall	-	-
vii) Reason for shortfall	-	-
viii) Nature of CSR activities	Refer below*	-

* The company has identified certain projects namely rural development, construction of water tanks and the cost of the projects are ₹ 40 Lakhs. Out of ₹ 40 lakhs the company has paid Rs. 8.00 Lakhs as an advance to the vendor before Mar 31, 2023 and the balance has been transferred to CSR unspent account which will be used to complete the above mentioned projects as per the time lines mentioned in the section 135 of Companies act, 2013.



42 Ratio Analysis:

Ratio	NUMERATOR	DENOMINATOR	As at march 31, 2023	As at march 31, 2022	Variance (%)
Current ratio	Current Assets	Current Liabilities	1.57	1.17	33%
Debt- Equity Ratio	Total Debt	Shareholder's Equity	1.23	3.32	-63%
Debt Service Coverage ratio	Earnings for debt service	Debt service	7.82	4.29	82%
Return on Equity ratio	Net Profits after taxes	Average Shareholder's Equity	0.48	0.73	-35%
Inventory Turnover ratio	Cost of goods sold	Average Inventory	2.12	1.83	16%
Trade Receivable Turnover Ratio	Revenue	Average Trade Receivable	5.74	5.85	-2%
Trade Payable Turnover Ratio	Net credit purchases	Average Trade Payables	4.43	5.86	-24%
Net Capital Turnover Ratio	Revenue	Working capital	5.22	6.81	-23%
Net Profit ratio	Net Profit	Revenue	0.11	0.10	2%
Return on Capital Employed	Earnings before interest and taxes	Capital Employed	0.49	0.44	13%

Note : All the ratios are calculated in terms of times

Explanations for Change in ratio by 25%

Current ratio - the change is due to increase in current assets

Debt-Equity Ratio - the change is due to earnings in current year

Debt Service Coverage - the change is due to increase in earning available to service the debt.

Return on Equity Ratio - the change is due to increase in net profit and issue of equity shares during the year.

Inventory Turnover Ratio - the change is due to increase in inventory at the end of the year because of increase in the operations.

Trade Receivable Turnover Ratio - the change is due to increase in Trade receivables at the end of the year because of increase in the operations.

Trade Payable Turnover Ratio - the change is due to increase in trade payable at the end of the year because of increase in the operations.

Net Capital Turnover Ratio - the change is due to increase in revenue & working capital (both are due to increase in operations).

Return on Capital Employed - the change is due to earnings in current year

43 Other statutory information

(i) The group does not have any Benami property, where any proceeding has been initiated or pending against the group for holding any Benami property.

(ii) The group does not have any transactions with struck off companies.

(iii) The group does not have any charges or satisfaction which is yet to be registered with ROC beyond the statutory period.

(iv) The group has not traded or invested in Crypto currency or Virtual Currency during the financial year.

(v) The group has not advanced or loaned or invested funds to any other person(s) or entity(ies), including foreign entities (Intermediaries) with the understanding that the Intermediary shall:

(a) directly or indirectly lend or invest in other persons or entities identified in any manner whatsoever by or on behalf of the group (Ultimate Beneficiaries) or

(b) provide any guarantee, security or the like to or on behalf of the Ultimate Beneficiaries.

(vi) The group has not received any fund from any person(s) or entity(ies), including foreign entities (Funding Party) with the understanding (whether recorded in writing or otherwise) that

(a) directly or indirectly lend or invest in other persons or entities identified in any manner whatsoever by or on behalf of the Funding Party (Ultimate Beneficiaries) or

(b) provide any guarantee, security or the like on behalf of the Ultimate Beneficiaries.

(vii) The group has not entered in to any transaction which is not recorded in the books of accounts that has been surrendered or disclosed as income during the year in the tax assessments

(viii) The group has not been declared as wilful defaulter by any bank or financial institution or other lender.

(ix) The group has complied with the number of layers prescribed under clause (87) of section 2 of the Act read with the Companies (Restriction on number of Layers) Rules, 2017.

(x) No Scheme of Arrangements has been approved by the Competent Authority in terms of sections 230 to 237 of the Companies Act, 2013, during the year.

(xi) The group does not have any borrowings from banks or financial institutions against security of its current assets.

44 Capital Management

For the purpose of the group's capital management, capital includes issued equity capital, convertible preference shares, securities premium and all other equity reserves attributable to the equity holders of the parent. The primary objective of the group's capital management is to maximise the shareholder value.

The group manages its capital structure and makes adjustments in light of changes in economic conditions and the requirements of the financial covenants. To maintain or adjust the capital structure, the group may adjust the dividend payment to shareholders, return capital to shareholders or issue new shares. The group monitors capital using a gearing ratio, which is net debt divided by total capital plus net debt. The group includes within net debt, interest bearing loans and borrowings, less cash and cash equivalents, excluding discontinued operations

Particulars	31-Mar-23	31-Mar-22
	INR	INR
Borrowings	302.98	678.90
Lease liabilities	2,190.11	2,065.83
Current borrowing	5,703.19	4,236.12
Less: cash and cash equivalents	542.06	11.67
Net debt	5,161.13	4,224.45
Equity share capital	1,578.46	1,530.00
Other equity	13,993.52	5,366.00
Total capital	15,571.98	6,896.00
Capital and net debt	10,410.85	2,671.55
Gearing ratio	0.33	0.61



45 Commitments and Contingent Liabilities

	For the year ended March 31, 2023	For the year ended March 31, 2022
Capital and other commitments		
(a) Estimated amount of contract remaining to be executed (net of capital advances) on capital account and not provided for	580.59	254.34
Contingent liabilities		
Claims against the group not acknowledge as debts		
a) Bank Guarantee	845.98	-
b) LC issued but not accepted	86.95	-

46 Leases:

The group has lease contracts for buildings. The leases generally have lease terms between 1 to 3 years. The group's obligations under its leases are secured by the lessor's title to the leased assets. Generally, the group is restricted from assigning and sub-leasing the leased assets. There lease contracts that include extension and termination options, which are further discussed below.

The group also has certain leases with lease terms of 12 months or less and leases with low value. The group applies the 'short-term lease' and 'lease of low-value assets' recognition exemptions for these leases.

Refer Note 3C for details of carrying amounts of right-of-use assets recognised and the movements during the year. Set out below are the carrying amounts of lease liabilities (included under interest-bearing borrowings) and the movements during the year:

	For the year ended March 31, 2023	For the year ended March 31, 2022
At the beginning of the year	2,067.39	-
Additions	400.34	2,191.73
Leases terminated	-	-
Accretion of interest	199.10	143.41
Payments	(490.76)	(267.75)
At the end of the year	2,176.06	2,067.39
Current	342.86	241.27
Non-current	1,847.25	1,824.57

The maturity analysis of lease liabilities is disclosed in Note 45. The following are the amounts recognised in the statement of profit or loss:

	For the year ended March 31, 2023	For the year ended March 31, 2022
Depreciation expense of right-of-use assets	420.21	228.74
Interest expense on lease liabilities	199.10	143.41
Expense relating to short-term leases	121.79	80.07
Total amount recognized in the P&L account	741.11	452.22

The group had total cash outflows for leases of INR 490.76 Lakhs (Previous year: INR 267.75 Lakhs).

The group has several lease contracts that include extension and termination options. These options are negotiated by management to provide flexibility in managing the leased-asset portfolio and align with the group's business needs. Management exercises significant judgement in determining whether these extension and termination options are reasonably certain to be exercised. The effective interest rate for lease liabilities is 8.47%, with maturity between 2023-24.

	For the year ended March 31, 2023	For the year ended March 31, 2022
Expense relating to short-term leases	121.79	80.07
Total Lease Payments not considered as Lease payments under Ind AS 116	121.79	80.07

47 Business combination

During the year ended March 31, 2022, the Company has acquired the business of S2 Engineering services and Stanpumps Engineering Industries on a slump sale basis vide Business Transfer agreement dated October 25, 2021 for consideration amounting to Rs. 2,000 and Rs. 650 respectively on a going concern basis.

Details of Assets and liabilities acquired on a slump sale basis

Particulars	Amount
Assets	
Non Current assets	782.56
Current assets	9,157.58
Total	9,940.14
Liabilities	
Non Current liabilities	1,089.51
Current liabilities	6,295.31
Total	7,384.82
Net assets acquired	2,555.32



48 Previous period/year figures have been regrouped/re-classified wherever necessary, to conform to current period's classification in order to comply with the requirements of the amended Schedule III to the Companies Act, 2013 effective April 01, 2021.

Summary of significant accounting policies

1-2

As per our report of even date
For M S K A & Associates
Chartered Accountants
Firm Registration No.: 105047W

Amit Kumar Agarwal
Partner
Membership No: 214198



Place: April 30, 2023
Date : Hyderabad

For and on behalf of the Board of Directors of
Standard Glass Lining Technology Limited
CIN: U29220TG2012PLC082904

Kandula Nageswara Rao
Managing Director
DIN: 00762497

P. Anjaneyulu
Chief financial officer

Katragadda Venkata Mohana Rao
Director
DIN: 08362181

K. Hima Priya
Company Secretary

