

Date: 23 May 2025

To,
Listing Compliance Department
BSE Limited
Phiroze Jeejeebhoy Towers
Dalal Street,
Mumbai - 400 001

Listing Compliance Department
National Stock Exchange of India Limited
Exchange Plaza, C-1 Block G,
Bandra - Kurla Complex, Bandra (East)
Mumbai - 400 051

SCRIP CODE: 544333

SYMBOL: SGLTL

Dear Sir/Madam,

Sub: Outcome of the Board Meeting – May 23, 2025

In continuation to our earlier intimation dated May 12, 2025, regarding the Board Meeting Notice, we would like to inform you that the Board of Directors (the “Board”) of Standard Glass Lining Technology Limited (the “Company”) at its Meeting held today, i.e. Friday, May 23, 2025, has inter-alia considered and approved the following:

(1) Approval of Audited Financial Results for the year ended March 31, 2025 and Limited Reviewed Financial Results for the quarter ended March 31, 2025:

Pursuant to Regulation 33 of SEBI (Listing Obligations and Disclosure Requirements) Regulations, 2015 (“Listing Regulations”), the Board of Directors approved the Audited Standalone and Consolidated Financial Results of the Company for the year ended March 31, 2025 and Limited Reviewed Financial Results of the Company for the quarter ended March 31, 2025 at their meeting held on May 23, 2025, which are annexed herewith along with the Audit Reports (including Limited Review Reports) issued by M/s. M S K A and Associates, Chartered Accountants the Statutory Auditors of the Company.

Pursuant to Regulation 33(3)(d) of Listing Regulations, the Company hereby confirms that the Statutory Auditors have issued their Audit Report with 'Unmodified Opinion' on the Audited Financial Statements of the Company (Standalone and Consolidated) for the year ended March 31, 2025.


The financial results are also available on the website of the Company at www.standardglr.com and on the websites of BSE Limited and National Stock Exchange of India Ltd. viz. www.bseindia.com and www.nseindia.com respectively.

(2) Appointment of Secretarial Auditors of the Company

Pursuant to Regulations 30 of the Listing Regulations read with Schedule III Part A Para A, the Board of Directors approved the appointment of M/s. RPR & Associates, Practicing Company Secretaries as the Secretarial Auditors of the Company for a consecutive term of five years starting April 1, 2025, subject to the approval of the shareholders

Standard Glass Lining Technology Limited

Registered office: D-12, Phase-I, IDA Jeedimetla, Hyderabad -500055
Corporate Office: 10th Floor, PNR High Nest, Hydernagar, KPHB Colony, Hyderabad- 500085
Manufacturing Unit: Survey No. 42/A, Alinagar, Chetlapotharam Village, Gaddapotharam, Sangareddy- 501319



at the ensuing 13th Annual General Meeting. The details required under Regulation 30 of the SEBI Listing Regulations, read with SEBI Circular No. SEBI/HO/CFD/PoD2/CIR/P/0155 dated November 11, 2024, is enclosed as Annexure-A

(3) Re-Appointment of Internal Auditors of the Company

Based on the recommendation of the Audit Committee, the Board has approved the re-appointment of M/s. KY & Co., Chartered Accountants as the Internal Auditors of the Company for the financial year 2025-26. The requisite details as required by SEBI Circular No. SEBI/HO/CFD/PoD2/CIR/P/0155 dated November 11, 2024, regarding the same, are enclosed herewith as Annexure “B”.

The Board Meeting commenced at 03.00 p.m. and concluded at 03.32 p.m.

You are requested to kindly take the above information on record.

Thanking you,

Yours faithfully,

For **STANDARD GLASS LINING TECHNOLOGY LIMITED**

Kallam Hima Priya
Company Secretary & Compliance Officer



Standard Glass Lining Technology Limited

Registered office: D-12, Phase-I, IDA Jeedimetla, Hyderabad -500055
Corporate Office: 10th Floor, PNR High Nest, Hydernagar, KPHB Colony, Hyderabad- 500085
Manufacturing Unit: Survey No. 42/A, Alinagar, Chetlapotharam Village, Gaddapotharam, SangaReddy- 501319



ANNEXURE A

Sr. No	Disclosure Requirements	Brief Particulars
1	Reason for change viz. appointment, reappointment, resignation, removal, death or otherwise	Appointment of M/s. RPR & Associates, Practicing Company Secretaries Peer Reviewed Firm of Company Secretaries in Practice as the Secretarial Auditors of the Company, subject to the approval of the shareholders at the ensuing 13th Annual General Meeting of the Company.
2	Date of appointment/re-appointment/cessation (as applicable) & term of appointment/reappointment	M/s. RPR & Associates, Practicing Company Secretaries will hold the office as the Secretarial Auditors of the Company for a period of five consecutive years from FY 2025-26 till FY 2029-30, subject to the approval of the shareholders at the ensuing 13th Annual General Meeting of the Company
3	Brief profile (in case of appointment);	M/s. RPR & Associates, Practicing Company Secretaries, is a leading firm with over 24 years of excellence in Corporate Governance and Compliance. Renowned for its expertise in Secretarial Audits, Compliance Audits, and Due Diligence, the firm offers specialized services across sectors such as banking, including the conversion of public limited companies into private limited and vice-versa, issuance and listing of Global Depository Receipts (GDRs), Foreign Currency Convertible Bonds (FCCBs), Initial Public Offerings (IPOs), and Preferential Allotments. The firm provides comprehensive advisory and end-to-end compliance support under Corporate Laws, SEBI Regulations, FEMA Regulations, and in complex transactions involving Mergers and Acquisitions, making it a trusted partner for corporates navigating regulatory landscapes.
4	Disclosure of relationships between directors (in case of appointment of a director)	NA

Standard Glass Lining Technology Limited

Registered office: D-12, Phase-I, IDA Jeedimetla, Hyderabad -500055
Corporate Office: 10th Floor, PNR High Nest, Hydernagar, KPHB Colony, Hyderabad- 500085
Manufacturing Unit: Survey No. 42/A, Alinagar, Chetlapotharam Village, Gaddapotharam, SangaReddy- 501319




ANNEXURE B

Sr. No	Disclosure Requirements	Brief Particulars
1	Reason for change viz. appointment, reappointment, resignation, removal, death or otherwise	Based on the recommendation of the Audit Committee, the Board has approved the appointment of M/s. KY & Co., Chartered Accountants as the Internal Auditor of the Company with effect from for the financial year 2025-26.
2	Date of appointment/re-appointment/cessation (as applicable) & term of appointment/reappointment	M/s. KY & Co., Chartered Accountants, has been re-appointed as the Internal Auditor of the Company for the financial year 2025-26.
3	Brief profile (in case of appointment);	M/s. K Y & Co. ('KYC' or the 'Firm') is formed by a team of Young and Dynamic people having a decade of experience with the Big 4 Consulting firms. The firm has a team with varied Industrial / Consulting backgrounds and experiences. The firm functions in various Lines of Business including Assurance & Advisory, Taxation, Litigation and Compliance, Performance Improvement and Corporate Finance. Where necessary, the firm has access to team of experts in technical fields such as Information Technology, Legal, Actuary, Costing, Compliance Experts and Valuers etc., as a motto to ensure that the clients receive all professional services under one roof.
4	Disclosure of relationships between directors (in case of appointment of a director)	NA

Standard Glass Lining Technology Limited

Registered office: D-12, Phase-I, IDA Jeedimetla, Hyderabad -500055
Corporate Office: 10th Floor, PNR High Nest, Hydernagar, KPHB Colony, Hyderabad- 500085
Manufacturing Unit: Survey No. 42/A, Alinagar, Chetlapotharam Village, Gaddapotharam, SangaReddy- 501319



Independent Auditor's Report on Consolidated Audited Annual Financial Results of Standard Glass Lining Technology Limited pursuant to Regulation 33 of SEBI (Listing Obligations and Disclosure Requirements) Regulations 2015, as amended.

To the Board of Directors of Standard Glass Lining Technology Limited

Report on the Audit of Consolidated Financial Results

Opinion

We have audited the accompanying Statement of Consolidated annual financial results of **Standard Glass Lining Technology Limited** (hereinafter referred to as the 'Holding Company') and its subsidiaries (Holding Company and its subsidiaries together referred to as "the Group"), for the year ended March 31, 2025 ('the Statement') attached herewith, being submitted by the Holding Company pursuant to the requirement of Regulation 33 of the SEBI (Listing Obligations and Disclosure Requirements) Regulations, 2015, as amended ('The Listing Regulations').

In our opinion and to the best of our information and according to the explanations given to us and based on consideration of reports of other auditors on separate audited financial statements of the subsidiaries, the aforesaid Statement:

- i. includes the annual financial results of Holding Company and the following entities

Sr. No	Name of the Entity	Relationship with the Holding Company
1	S2 Engineering Industry Private Limited	Wholly owned subsidiary
2	Standard Engineering Solutions Private Limited	Wholly owned subsidiary
3	Standard Flora Private Limited	Subsidiary company
4	CPK Engineers Equipment Private Limited	Subsidiary company

- ii. is presented in accordance with the requirements of the Listing Regulations in this regard; and
- iii. gives a true and fair view in conformity with the recognition and measurement principles laid down in the applicable Accounting Standards prescribed under Section 133 of the Companies Act, 2013 ("the Act"), read with Companies (Indian Accounting Standards) Rules, 2015, as amended, and other accounting principles generally accepted in India, of the net profit, and other comprehensive income and other financial information of the Group, for the year ended March 31, 2025.



MSKA & Associates

Chartered Accountants

Basis for Opinion

We conducted our audit in accordance with the Standards on Auditing('SAs') specified under section 143(10) of the Act. Our responsibilities under those SAs are further described in the Auditor's Responsibilities for the Audit of the Consolidated Financial Results section of our report. We are independent of the Group, in accordance with the Code of Ethics issued by the Institute of Chartered Accountants of India together with the ethical requirements that are relevant to our audit of the consolidated financial statements under the provisions of the Act and the Rules thereunder, and we have fulfilled our other ethical responsibilities in accordance with these requirements and the Code of Ethics.

We believe that the audit evidence obtained by us is sufficient and appropriate to provide a basis for our opinion.

Management and Board of Directors' Responsibilities for the Consolidated Financial Results

This Statement, which is the responsibility of the Holding Company's Management and approved by the Holding Company's Board of Directors, has been prepared on the basis of the consolidated annual financial statements. The Holding Company's Board of Directors is responsible for the preparation and presentation of this Statement that gives a true and fair view of the net profit, and other comprehensive income and other financial information of the Group in accordance with the recognition and measurement principles laid down in accordance with the applicable Accounting Standards prescribed under Section 133 of the Act read with Companies (Indian Accounting Standards) Rules, 2015, as amended and other accounting principles generally accepted in India and is in compliance with the Listing Regulations. The respective Board of Directors of the companies included in the Group are responsible for maintenance of adequate accounting records in accordance with the provisions of the Act for safeguarding of the assets of the Group and for preventing and detecting frauds and other irregularities; selection and application of appropriate accounting policies; making judgments and estimates that are reasonable and prudent; and the design, implementation and maintenance of adequate internal financial controls, that were operating effectively for ensuring accuracy and completeness of the accounting records, relevant to the preparation and presentation of the Statement that give a true and fair view and are free from material misstatement, whether due to fraud or error, which have been used for the purpose of preparation of the Statement by the Directors of the Holding Company, as aforesaid.

In preparing the Statement, the respective Board of Directors of the companies included in the Group are responsible for assessing the ability of the Group to continue as a going concern, disclosing, as applicable, matters related to going concern and using the going concern basis of accounting unless the respective either intends to liquidate the Group and of or to cease operations, or has no realistic alternative but to do so.

The respective Board of Directors of the companies included in the Group are responsible for overseeing the financial reporting process of the Group.



Auditors' Responsibilities for the Audit of the Consolidated Financial Results

Our objectives are to obtain reasonable assurance about whether the Statement as a whole is free from material misstatement, whether due to fraud or error, and to issue an auditor's report that includes our opinion. Reasonable assurance is a high level of assurance, but is not a guarantee that an audit conducted in accordance with SAs will always detect a material misstatement when it exists. Misstatements can arise from fraud or error and are considered material if, individually or in the aggregate, they could reasonably be expected to influence the economic decisions of users taken on the basis of this Statement.

As part of an audit in accordance with SAs, we exercise professional judgement and maintain professional skepticism throughout the audit. We also:

- Identify and assess the risks of material misstatement of the Statement, whether due to fraud or error, design and perform audit procedures responsive to those risks, and obtain audit evidence that is sufficient and appropriate to provide a basis for our opinion. The risk of not detecting a material misstatement resulting from fraud is higher than for one resulting from error, as fraud may involve collusion, forgery, intentional omissions, misrepresentations, or the override of internal control.
- Obtain an understanding of internal control relevant to the audit in order to design audit procedures that are appropriate in the circumstances. Under Section 143(3) (i) of the Act, we are also responsible for expressing our opinion on whether the Holding Company has adequate internal financial controls with reference to consolidated financial statements in place and the operating effectiveness of such controls.
- Evaluate the appropriateness of accounting policies used and the reasonableness of accounting estimates and related disclosures made by the Board of Directors.
- Conclude on the appropriateness of the Board of Directors use of the going concern basis of accounting and, based on the audit evidence obtained, whether a material uncertainty exists related to events or conditions that may cast significant doubt on the ability of the Group to continue as a going concern. If we conclude that a material uncertainty exists, we are required to draw attention in our auditor's report to the related disclosures in the Statement or, if such disclosures are inadequate, to modify our opinion. Our conclusions are based on the audit evidence obtained up to the date of our auditor's report. However, future events or conditions may cause the Group to cease to continue as a going concern.
- Evaluate the overall presentation, structure and content of the Statement, including the disclosures, and whether the Statement represent the underlying transactions and events in a manner that achieves fair presentation.
- Obtain sufficient appropriate audit evidence regarding the financial information of the entities within the Group to express an opinion on the Statement. We are responsible for the direction, supervision and performance of the audit of financial information of such entities included in the Statement of which we are the independent auditors. We remain solely responsible for our audit opinion.



MSKA & Associates

Chartered Accountants

We communicate with those charged with governance of the Holding Company and such other entities included in the Statement of which we are the independent auditors regarding, among other matters, the planned scope and timing of the audit and significant audit findings, including any significant deficiencies in internal control that we identify during our audit.

We also provide those charged with governance with a statement that we have complied with relevant ethical requirements regarding independence, and to communicate with them all relationships and other matters that may reasonably be thought to bear on our independence, and where applicable, related safeguards.

We also performed procedures in accordance with the circular issued by SEBI under Regulation 33(8) of the Listing Regulations, to the extent applicable.

Other Matters:

1. The Statement includes the financial information of three subsidiaries whose financial information reflect total assets of Rs. 8,701.26 Lakhs as at March 31, 2025, total revenue of Rs. 5,820.30 Lakhs, total net profit after tax of Rs. 877.84, and the total comprehensive income of Rs. 877.67 Lakhs for the period from April 01, 2024 to March 31, 2025 and net cash inflow of Rs. 137.55 Lakhs for the year ended as on date respectively, as considered in the Statement, which have been audited by the other auditor whose reports on financial statements of such entities have been furnished to us by the management and our opinion on the Statement, in so far as it relates to the amounts and disclosures included in respect of these, is based solely on the reports of such other auditors and the procedures performed by us are as stated in paragraph above.

Our opinion is not modified in respect of the above matter with respect to our reliance on the work done and the reports of the other auditors.

2. The Statement includes the results for the quarter ended March 31, 2025 being the balancing figure between the audited figures in respect of the full financial year ended March 31, 2025 and the published unaudited year to date figures up to the third quarter of the current financial year prepared in accordance with the recognition and measurement principles laid down in Indian Accounting Standard 34 "Interim Financial Reporting" which were subject to limited review by us.

For **MSKA & Associates**

Chartered Accountants

ICAI Firm Registration No.105047W

Mukesh Kumar Pugalia

Mukesh Kumar Pugalia

Partner

Membership No.: 221387

UDIN: 25221387BMIARX9968



Place: Hyderabad

Date: May 23, 2025

STANDARD GLASS LINING TECHNOLOGY LIMITED

CIN: L29220TG2012PLC082904

(D.12, PHASE I, IDA, JEEDIMETLA, HYDERABAD, Telangana, India - 500055)

STATEMENT OF CONSOLIDATED FINANCIAL RESULTS FOR THE QUARTER AND YEAR ENDED MARCH 31,2025

(All amounts are in Rs. Lakhs except share data or unless otherwise stated)

PART-I

S.No.	Particulars	Quarter ended			For the year ended	
		March 31, 2025	December 31, 2024	March 31, 2024	March 31, 2025	March 31, 2024
		Refer Note 7	(Unaudited) Refer Note 9	Refer Note 8	(Audited)	(Audited)
I	Revenue from Operations	16,632.65	14,013.97	20,134.36	61,366.13	54,366.88
II	Other Income	471.52	269.43	509.86	1,231.26	601.20
III	Total Income (I+II)	17,104.17	14,283.40	20,644.22	62,597.39	54,968.08
IV	Expenses					
	Cost of raw materials consumed	8,948.39	7,946.94	10,881.04	35,849.44	35,166.10
	Changes in inventories of finished goods and work-in-progress	1,307.20	(555.69)	1,917.58	(1,423.71)	(3,399.44)
	Labour charges	1,662.18	1,714.20	1,625.90	6,730.09	5,318.14
	Employee benefits expense	741.97	773.05	536.13	2,878.92	2,076.83
	Finance costs	262.58	449.44	360.30	1,511.71	1,178.97
	Depreciation and amortisation expense	348.76	260.87	208.28	1,106.85	932.78
	Other expenses	1,609.77	1,537.57	2,021.37	6,589.85	5,714.60
	Total expenses (IV)	14,880.85	12,126.38	17,550.60	53,243.15	46,987.98
V	Profit before tax (III- IV)	2,223.32	2,157.02	3,093.62	9,354.24	7,980.10
VI	Tax expense:					
	(1) Current tax	535.40	522.68	717.41	2,334.69	1,970.52
	Income tax relating to earlier years	12.09	8.50	-	84.65	7.69
	(2) Deferred tax charge	27.14	36.64	(36.52)	70.19	0.81
VII	Profit for the period (V-VI)	1,648.69	1,589.20	2,412.73	6,864.71	6,001.08
	Attributable to:					
	Equity holders of the parent	1,510.10	1,498.60	2,321.75	6,434.48	5,838.33
	Non - Controlling Interest	138.59	90.60	90.98	430.23	162.75
VIII	Other Comprehensive Income					
	(i) Items that will not be reclassified to profit or loss					
	Re-measurement gains/ (losses) on defined benefit plans	5.00	(3.77)	(5.96)	1.71	5.25
	Income tax effect relating to above item	(1.26)	0.95	1.50	(0.43)	(1.32)
	Other comprehensive income for the period, net of tax	3.74	(2.82)	(4.46)	1.28	3.93
IX	Total Comprehensive Income for the period (VII+VIII)	1,652.43	1,586.38	2,408.27	6,865.99	6,005.01
	Attributable to:					
	Equity holders of the parent	1,513.84	1,495.78	2,317.29	6,435.76	5,842.26
	Non - Controlling Interest	138.59	90.60	90.98	430.23	162.75
X	Earnings per equity share (EPS)					
	(1) Basic Earnings per equity share*	0.76	0.82	1.34	3.47	3.52
	(2) Diluted Earnings per equity share*	0.76	0.82	1.34	3.47	3.52

*The basic and diluted EPS for the quarters have not been annualised.



STANDARD GLASS LINING TECHNOLOGY LIMITED
CIN: L29220TG2012PLC082904
(D.12, PHASE I, IDA, JEEDIMETLA, HYDERABAD, Telangana, India - 500055)
CONSOLIDATED BALANCE SHEET AS AT MARCH 31, 2025

(All amounts are in Rs. Lakhs except share data or unless otherwise stated)

PART-II

Particulars	As at March 31, 2025 (Audited)	As at March 31, 2024 (Audited)
ASSETS		
Non-current assets		
(a) Property, Plant and Equipment	10,096.87	8,220.60
(b) Capital work-in-progress	848.34	447.04
(c) Goodwill	774.02	-
(d) Right-of-use assets	2,615.60	1,297.31
(e) Other Intangible assets	101.86	96.59
(f) Financial Assets		
(i) Other financial assets	202.61	142.36
(g) Other non-current assets	1,389.04	455.73
Total Non-current assets	16,028.34	10,659.63
Current assets		
(a) Inventories	27,930.15	22,480.20
(b) Financial Assets		
(i) Trade receivables	21,401.93	15,477.97
(ii) Cash and cash equivalents	167.27	1,545.50
(iii) Bank Balances other than Cash and Cash equivalents	11,993.83	3,648.82
(iv) Other financial assets	14,591.81	9,553.10
(c) Other current assets	3,726.78	3,172.50
Total Current assets	79,811.77	55,878.09
Total Assets	95,840.11	66,537.72
Equity		
(a) Equity Share capital	19,949.16	1,816.34
(b) Other Equity	50,730.86	38,917.66
(c) Non Controlling Interest	593.96	163.73
Total Equity	71,273.98	40,897.73
LIABILITIES		
Non-current liabilities		
(a) Financial Liabilities		
(i) Borrowings	198.64	57.93
(ii) Lease liabilities	2,256.13	1,243.07
(b) Provisions	106.96	88.60
(c) Deferred tax liabilities (Net)	131.26	60.65
Total Non-current liabilities	2,692.99	1,450.25
Current liabilities		
(a) Financial Liabilities		
(i) Borrowings	3,714.45	11,320.29
(ii) Lease liabilities	611.93	311.25
(iii) Trade payables		
(a) Total Outstanding dues to micro and small enterprises	426.37	691.05
(b) Total Outstanding dues other than micro and small enterprises	10,388.67	8,179.54
(iv) Other financial liabilities	241.36	175.46
(b) Other current liabilities	6,059.21	3,248.28
(c) Provisions	154.80	89.12
(d) Current Tax Liabilities (Net)	276.35	174.75
Total Current liabilities	21,873.14	24,189.74
Total Equity and Liabilities	95,840.11	66,537.72



STANDARD GLASS LINING TECHNOLOGY LIMITED
CIN: L29220TG2012PLC082904
(D.12, PHASE I, IDA, JEEDIMETLA , HYDERABAD, Telangana, India - 500055
STATEMENT OF CONSOLIDATED CASHFLOWS FOR THE YEAR ENDED MARCH 31, 2025

(All amounts are in Rs. Lakhs except share data or unless otherwise stated)

PART-III

Particulars	Year ended March 31, 2025 (Audited)	Year ended March 31, 2024 (Audited)
A. Cash flow from operating activities		
Net Profit Before Tax as per Statement of Profit and Loss	9,354.24	7,980.10
Adjustments for :		
Depreciation and Amortisation expense	1,106.85	932.78
Finance costs	1,511.71	1,178.97
Bad debts written off	143.19	58.11
Provision for advances to vendors	74.54	-
Interest income	(1,186.30)	(408.80)
Gain on termination of leases	-	(33.66)
Allowance for Expected Credit Loss including the bad debts	(66.69)	174.78
Operating profit before working capital changes	10,937.54	9,882.28
Adjustments for working capital changes in:		
Decrease/(Increase) Inventories	(4,627.96)	(8,139.26)
Decrease/(Increase) Trade receivables	(6,000.47)	(6,582.78)
Decrease/(Increase) Other financial assets	(90.55)	120.14
Decrease/(Increase) Other current assets	(1,416.47)	(1,475.87)
Increase/ (Decrease) Trade payables	1,266.04	1,374.00
Increase/ (Decrease) Other current liabilities	2,688.71	312.10
Increase/ (Decrease) Provisions	85.75	(108.60)
Cash generated from operations	2,842.59	(4,617.99)
Income tax paid (net off refund)	(2,317.74)	(1,884.86)
Net cash flows generated from operating activities (A)	524.85	(6,502.85)
B. Cash flow from investing activities		
Purchase of property, plant and equipment (including capital work in progress)	(2,751.62)	(3,310.38)
Intangible Assets	(27.15)	(49.88)
Investment in Fixed deposits	(13,099.79)	(12,486.47)
Payment on account of Business Combination	(1,048.35)	-
Interest Received	932.67	163.33
Net cash flows used in investing activities (B)	(15,994.24)	(15,683.40)
C. Cash flow from financing activities		
Proceeds from issue of equity shares	23,349.51	19,320.74
Proceeds from Non Current-term borrowings	838.24	177.79
Repayment of Non Current-term borrowings	(825.72)	(422.84)
Proceeds from / (Repayment of) Current borrowings (net)	(7,325.07)	5,617.10
Interest paid	(1,351.59)	(1,013.00)
Payment of interest Portion of Lease liabilities	(150.30)	(165.97)
Inflow from (Payment) of Principal Portion of Lease liabilities	(443.91)	(324.13)
Net cash flows from financing activities (C)	14,091.16	23,189.69
Net Increase/(Decrease) in cash and cash equivalents (A)+(B)+(C)	(1,378.23)	1,003.44
Cash and cash equivalents at the beginning of the year	1,545.50	542.06
Cash and cash equivalents at the end of the year	167.27	1,545.50



STANDARD GLASS LINING TECHNOLOGY LIMITED
CIN: L29220TG2012PLC082904
(D.12, PHASE I, IDA, JEEDIMETLA, HYDERABAD, Telangana, India - 500055)
STATEMENT OF SEGMENT INFORMATION FOR THE QUARTER AND YEAR ENDED MARCH 31, 2025
(All amounts are in Rs. Lakhs except share data or unless otherwise stated)

PART-IV

S.No.	Particulars	Consolidated				
		Quarter ended			For the year ended	
		March 31, 2025	December 31, 2024	March 31, 2024	March 31, 2025	March 31, 2024
		Refer Note 7	(Unaudited) Refer Note 9	Refer Note 8	(Audited)	(Audited)
1	Segment Revenue					
	(a) Glass Lined Equipment	5,575.34	4,020.35	6,539.80	19,631.32	20,946.72
	(b) Metal Equipment and Pumps	10,773.05	9,668.88	12,453.57	41,829.17	31,203.91
	(c) PTFE Lined Equipment	764.22	843.76	1,568.77	2,982.33	3,015.18
	-Eliminations	(479.96)	(519.02)	(427.79)	(3,076.69)	(798.93)
	Total Revenue	16,632.65	14,013.97	20,134.35	61,366.13	54,366.88
2	Segment Result					
	Profit/(Loss) Before Tax and Interest					
	(a) Glass Lined Equipment	1,473.41	860.53	1,297.50	4,332.86	3,919.38
	(b) Metal Equipment and Pumps	1,219.43	1,665.37	1,950.43	6,562.24	5,008.51
	(c) PTFE Lined Equipment	65.96	217.30	290.32	627.76	548.51
	-Eliminations	(272.90)	(136.74)	(84.33)	(656.91)	(317.33)
	Total	2,485.90	2,606.46	3,453.92	10,865.95	9,159.07
	Interest Expense	262.58	449.44	360.30	1,511.71	1,178.97
	Profit/(Loss) Before Tax	2,223.32	2,157.02	3,093.62	9,354.24	7,980.10
	Tax Expense	574.63	567.82	680.89	2,489.53	1,979.02
	Profit for the period/year	1,648.69	1,589.20	2,412.73	6,864.71	6,001.08
3	Segment Assets					
	(a) Glass Lined Equipment	67,946.23	50,897.71	44,455.77	67,946.23	44,455.77
	(b) Metal Equipment and Pumps	42,465.75	36,403.93	27,744.42	42,465.75	27,744.42
	(c) PTFE Lined Equipment	5,103.73	5,229.46	4,355.06	5,103.73	4,355.06
	-Eliminations	(19,675.60)	(13,129.43)	(10,017.53)	(19,675.60)	(10,017.53)
	Total	95,840.11	79,401.67	66,537.72	95,840.11	66,537.72
	Unallocated	-	-	-	-	-
	Total	95,840.11	79,401.67	66,537.72	95,840.11	66,537.72
4	Segment Liabilities					
	(a) Glass Lined Equipment	8,356.38	11,690.82	11,078.13	8,356.38	11,078.13
	(b) Metal Equipment and Pumps	26,633.28	21,206.36	17,185.66	26,633.28	17,185.66
	(c) PTFE Lined Equipment	2,988.18	3,138.04	2,554.25	2,988.18	2,554.25
	-Eliminations	(13,411.71)	(6,905.60)	(5,178.05)	(13,411.71)	(5,178.05)
	Total	24,566.13	29,129.62	25,639.99	24,566.13	25,639.99
	Unallocated	-	-	-	-	-
	Total	24,566.13	29,129.62	25,639.99	24,566.13	25,639.99



NOTES:

1. In terms of Regulation 33 of the SEBI (Listing Obligation and Disclosure Requirements) Regulations, 2015, as amended, the above consolidated financial results of Standard Glass Lining technology Limited ("the Holding Company" or "the Company"), its subsidiaries (the Holding Company along with subsidiaries together referred to as "the Group") have been reviewed and recommended by the Audit Committee and approved by the Board of Directors, at their respective meetings held on May 23, 2025. These annual consolidated financial results have been subjected to audit by the statutory auditors of the Company and they have issued an unmodified report on such consolidated financial results.

2. The above consolidated financial results for the quarter and year ended March 31, 2025 have been prepared in accordance with the Companies (Indian Accounting Standards) Rules, 2015, as amended ("IND AS") prescribed under section 133 of the Companies Act, 2013 and other recognised accounting practices and policies to the extent applicable.

3. The above consolidated financial results include results of the following subsidiaries:

A. S2 Engineering Industry Private Limited, India- Wholly Owned Subsidiary

B. Standard Engineering Solutions Private Limited, India- Wholly Owned Subsidiary

C. Standard Flora Private Limited, India- Subsidiary

D. CPK Engineers Equipment Private Limited, India- Subsidiary

4. During the quarter, the Company has completed Initial Public offer ("IPO") of 2,92,89,367 Equity Shares at the face value of Rs 10/- each at an issue price of Rs 140/- per equity share, comprising offer for sale of 1,42,89,367 shares by selling shareholders and a fresh issue of 1,50,00,000 shares aggregating Rs. 41,005.11 lakhs. The Equity Shares of the Company were listed on the Bombay Stock Exchange Limited ("BSE") and the National Stock Exchange of India Limited ("NSE") on January 13, 2025.

The company has received Rs. 23,224.50 Lakhs in the escrow account (net off estimated offer expenses Rs. 1,775.50 Lakhs) from the proceeds of fresh issue of equity shares through Initial Public Offer which includes pre- IPO Proceeds of Rs. 3,882.00 Lakhs net off offer expenses of Rs 118.00 Lakhs Further, the fund raised from Offer for Sale were remitted to the selling shareholders (net of estimated offer expenses borne/to be borne by selling shareholders). The Utilization of the net proceeds is summarised as below:

Objects of the Issue as per Prospectus	Amount to be Utilized as per Prospectus	Utilization upto March 31, 2025	Unutilized amount as at March 31, 2025
Towards funding of capital expenditure of the Company	1,000.00	70.40	929.60
Towards repayment or prepayment, in full or in part, of all or a portion of certain outstanding borrowings	13,000.00	13,000.00	-
Towards funding its capital expenditure requirements in S2 Engineering Industry Private Limited	3,000.00	-	3,000.00
Towards inorganic growth through strategic investments and/or acquisitions	2,000.00	-	2,000.00
Towards general corporate purposes	4,224.50	-	4,224.50
Total	23,224.50	13,070.40	10,154.10

5. The Board of Directors and shareholders of the Company, during the year, approved the offer and issuance of 28,57,142 fully paid up equity shares of face value Rs. 10/- each, each through resolution dated November 29, 2024 through private placement cum preferential basis to Amansa Investments Limited, Mauritius. The Board of Directors, through a resolution dated December 16, 2024, had allotted 28,57,142 equity shares of face value of Rs 10/- each at a premium of Rs. 130/- per share aggregating to Rs. 4,000.00 Lakhs.

6. The Group is engaged in the manufacturing of pharmaceutical glass lined equipment, metal equipment & pumps and polytetrafluoroethylene (PTFE) line equipment. Accordingly, the group has three reportable segments as per IND AS 108 "Operating Segments".

7. The figures for the quarter ended March 31, 2025 are the balancing figures between the audited figures for the year ended March 31, 2025 and the unaudited figures for the nine months ended December 31, 2024.

8. The figures for the quarter ended March 31, 2024 are the balancing figures between the audited figures for the year ended March 31, 2024 and for the nine months ended December 31, 2023 which are neither audited nor reviewed.

9. The figures for the quarter ended December 31, 2024 are the balancing figures between the unaudited figures for the nine months ended December 31, 2024 and the figures for the half year ended September 30, 2024, which were audited by the statutory auditors of the Company.

10. The aforesaid financial results will be uploaded on the Company's website (www.standardglr.com) and will also be available on the website of BSE Limited, (www.bseindia.com) and the NSE Limited, (www.nseindia.com) for the benefit of the shareholders and investors.

11. Previous period/ year figures have been regrouped/ rearranged / reclassified wherever necessary to make it comparable.

For and on behalf of the Board of Directors of
Standard Glass Lining Technology Limited

Kandula Nageswara Rao
Managing Director
DIN: 00762497

Place: Hyderabad
Date: May 23, 2025



Independent Auditor's Report on Standalone Audited Annual Financial Results of Standard Glass Lining Technology Limited pursuant to Regulation 33 of SEBI (Listing Obligations and Disclosure Requirements) Regulations 2015, as amended.

To the Board of Directors of Standard Glass Lining Technology Limited

Report on the Audit of Standalone Annual Financial Results

Opinion

We have audited the accompanying statement of standalone annual financial results of **Standard Glass Lining Technology Limited** (hereinafter referred to as 'the Company') for the year ended March 31, 2025 ('the Statement'), attached herewith, being submitted by the Company pursuant to the requirement of Regulation 33 of the SEBI (Listing Obligations and Disclosure Requirements) Regulations, 2015, as amended ('Listing Regulations').

In our opinion and to the best of our information and according to the explanations given to us, the aforesaid Statement:

- i. is presented in accordance with the requirements of the Listing Regulations in this regard; and
- ii. gives a true and fair view, in conformity with the recognition and measurement principles laid down in the applicable Accounting Standards prescribed under Section 133 of the Companies Act, 2013 ('the Act'), read with Companies (Indian Accounting Standards) Rules, 2015, as amended, and other accounting principles generally accepted in India, of the net profit and other comprehensive income and other financial information of the Company for the year ended March 31, 2025.

Basis for Opinion

We conducted our audit in accordance with the Standards on Auditing (SAs) specified under section 143(10) of the Act. Our responsibilities under those SAs are further described in the Auditor's Responsibilities for the Audit of the Standalone financial results section of our report. We are independent of the Company in accordance with the Code of Ethics issued by the Institute of Chartered Accountants of India together with the ethical requirements that are relevant to our audit of the standalone financial statements under the provisions of the Act and the Rules thereunder, and we have fulfilled our other ethical responsibilities in accordance with these requirements and the Code of Ethics.

We believe that the audit evidence obtained by us is sufficient and appropriate to provide a basis for our opinion.

Management and Board of Directors' Responsibilities for the Standalone Financial Results

The Statement, which is the responsibility of the Company's Management and approved by the Board of Directors, has been prepared on the basis of the standalone annual financial statements of the Company. The Company's Board of Directors is responsible for the preparation and presentation of the Statement that gives a true and fair view of the net profit, and other comprehensive income and other financial information in accordance with the recognition and measurement principles laid down in accordance with the Indian Accounting Standards prescribed under Section 133 of the Act read with Companies (Indian Accounting Standards) Rules, 2015, as amended, issued thereunder and other accounting principles generally accepted



in India and is in compliance with the Listing Regulations. This responsibility also includes maintenance of adequate accounting records in accordance with the provisions of the Act for safeguarding of the assets of the Company and for preventing and detecting frauds and other irregularities; selection and application of appropriate accounting policies; making judgments and estimates that are reasonable and prudent; and the design, implementation and maintenance of adequate internal financial controls, that were operating effectively for ensuring accuracy and completeness of the accounting records, relevant to the preparation and presentation of the Statement that give a true and fair view and are free from material misstatement, whether due to fraud or error.

In preparing the Statement, the Board of Directors of the Company is responsible for assessing the ability of the Company to continue as a going concern, disclosing, as applicable, matters related to going concern and using the going concern basis of accounting unless the Board of Directors either intends to liquidate the Company or to cease operations, or has no realistic alternative but to do so.

The Board of Directors is also responsible for overseeing the financial reporting process of the Company.

Auditors' Responsibilities for the Audit of the Standalone Financial Results

Our objectives are to obtain reasonable assurance about whether the Statement as a whole is free from material misstatement, whether due to fraud or error, and to issue an auditor's report that includes our opinion. Reasonable assurance is a high level of assurance but is not a guarantee that an audit conducted in accordance with SAs will always detect a material misstatement when it exists. Misstatements can arise from fraud or error and are considered material if, individually or in the aggregate, they could reasonably be expected to influence the economic decisions of users taken on the basis of the Statement.

As part of an audit in accordance with SAs, we exercise professional judgment and maintain professional skepticism throughout the audit. We also:

- Identify and assess the risks of material misstatement of the Statement, whether due to fraud or error, design and perform audit procedures responsive to those risks, and obtain audit evidence that is sufficient and appropriate to provide a basis for our opinion. The risk of not detecting a material misstatement resulting from fraud is higher than for one resulting from error, as fraud may involve collusion, forgery, intentional omissions, misrepresentations, or the override of internal control.
- Obtain an understanding of internal control relevant to the audit in order to design audit procedures that are appropriate in the circumstances. Under Section 143(3) (i) of the Act, we are also responsible for expressing our opinion on whether the Company has adequate internal financial controls with reference to standalone financial statements in place and the operating effectiveness of such controls.
- Evaluate the appropriateness of accounting policies used and the reasonableness of accounting estimates and related disclosures made by the Board of Directors.
- Conclude on the appropriateness of the Board of Directors' use of the going concern basis of accounting and, based on the audit evidence obtained, whether a material uncertainty exists related to events or conditions that may cast significant doubt on the ability of the Company to continue as a going concern. If we conclude that a material uncertainty exists, we are required to draw attention in our auditor's report to the related disclosures in the Statement or, if such disclosures are inadequate, to modify our opinion. Our conclusions are based on the audit evidence obtained up to



MSKA & Associates

Chartered Accountants

the date of our auditor's report. However, future events or conditions may cause the Company to cease to continue as a going concern.

- Evaluate the overall presentation, structure and content of the Statement, including the disclosures, and whether the Statement represent the underlying transactions and events in a manner that achieves fair presentation.

We communicate with those charged with governance of the Company of which we are the independent auditors regarding, among other matters, the planned scope and timing of the audit and significant audit findings, including any significant deficiencies in internal control that we identify during our audit.

We also provide those charged with governance with a statement that we have complied with relevant ethical requirements regarding independence, and to communicate with them all relationships and other matters that may reasonably be thought to bear on our independence, and where applicable, related safeguards.

Other Matter

The Statement includes the results for the quarter ended March 31, 2025 being the balancing figure between the audited figures in respect of the full financial year and the published unaudited year to date figures up to the third quarter of the current financial year prepared in accordance with the recognition and measurement principles laid down in Indian Accounting Standard 34 "Interim Financial Reporting" which were subject to limited review by us.

For **M S K A & Associates**
Chartered Accountants
ICAI Firm Registration No.105047W



Mukesh Kumar Pugalía
Partner
Membership No. 221387
UDIN: 25221387BMIARW3427



Place: Hyderabad
Date: May 23, 2025

STANDARD GLASS LINING TECHNOLOGY LIMITED

CIN: L29220TG2012PLC082904

(D.12, PHASE I, IDA, JEEDIMETLA, HYDERABAD, Telangana, India - 500055)

STATEMENT OF STANDALONE FINANCIAL RESULTS FOR THE QUARTER AND YEAR ENDED MARCH 31,2025

(All amounts are in Rs. Lakhs except share data or unless otherwise stated)

PART-I

S.No.	Particulars	Quarter ended			For the year ended	
		March 31, 2025	December 31, 2024	March 31, 2024	March 31, 2025	March 31, 2024
		Refer Note 6	(Unaudited) Refer Note 8	Refer Note 7	(Audited)	(Audited)
I	Revenue from Operations	5,575.34	4,020.35	6,539.81	19,631.32	20,946.73
II	Other Income	746.21	393.69	445.21	1,826.79	765.98
III	Total Income (I+II)	6,321.55	4,414.04	6,985.02	21,458.11	21,712.71
IV	Expenses					
	Cost of raw materials consumed	2,819.93	2,302.00	3,838.60	11,198.56	11,456.81
	Changes in inventories of finished goods and work-in-progress	93.03	(373.21)	(144.26)	(1,094.39)	(857.82)
	Labour charges	712.93	659.41	722.30	2,681.83	2,685.06
	Employee benefits expense	259.09	275.21	206.21	1,034.91	873.81
	Finance costs	106.75	173.02	147.66	608.94	473.77
	Depreciation and amortisation expense	130.73	137.61	127.44	534.38	499.70
	Other expenses	832.41	552.55	936.05	2,769.96	3,134.59
	Total expenses (IV)	4,954.87	3,726.59	5,834.00	17,734.19	18,265.92
V	Profit before tax (III- IV)	1,366.68	687.45	1,151.02	3,723.92	3,446.79
VI	Tax expense:					
	(1) Current tax	317.31	123.16	228.47	808.88	812.51
	Income tax relating to earlier years	12.38	-	(0.01)	29.81	7.69
	(2) Deferred tax charge	4.84	18.05	(33.46)	20.62	(11.49)
VII	Profit for the period (V-VI)	1,032.15	546.24	956.02	2,864.61	2,638.08
VIII	Other Comprehensive Income					
	(i) Items that will not be reclassified to profit or loss					
	Re-measurement gains/ (losses) on defined benefit plans	1.74	(1.57)	(0.63)	(2.28)	1.14
	Income tax effect relating to above item	(0.44)	0.39	0.15	0.57	(0.29)
	Other comprehensive income for the period, net of tax	1.30	(1.18)	(0.48)	(1.71)	0.85
IX	Total Comprehensive Income for the period (VII+VIII)	1,033.45	545.06	955.54	2,862.90	2,638.93
X	Earnings per equity share (EPS)					
	(1) Basic Earnings per equity share*	0.53	0.30	0.55	1.54	1.59
	(2) Diluted Earnings per equity share*	0.53	0.30	0.55	1.54	1.59

*The basic and diluted EPS for the quarters have not been annualised.



STANDARD GLASS LINING TECHNOLOGY LIMITED		
CIN: L29220TG2012PLC082904		
(D.12, PHASE I, IDA, JEEDIMETLA, HYDERABAD, Telangana, India - 500055		
STANDALONE BALANCE SHEET AS AT MARCH 31, 2025		
(All amounts are in Rs. Lakhs except share data or unless otherwise stated)		
PART-II		
Particulars	As at March 31, 2025 (Audited)	As at March 31, 2024 (Audited)
ASSETS		
Non-current assets		
(a) Property, Plant and Equipment	4,627.18	3,891.27
(b) Capital work-in-progress	692.10	306.99
(c) Right-of-use assets	812.59	1,015.74
(d) Other Intangible assets	58.95	58.31
(e) Financial Assets	-	-
(i) Investments	6,299.23	4,863.70
(ii) Loans	12,499.20	4,803.15
(iii) Other financial assets	7.90	23.44
(f) Other non-current assets	1,211.28	329.09
Total Non-current assets	26,208.43	15,291.69
Current assets		
(a) Inventories	9,030.73	7,989.41
(b) Financial Assets	-	-
(i) Trade receivables	5,724.35	5,317.88
(ii) Cash and cash equivalents	18.31	1,532.94
(iii) Bank Balances other than Cash and Cash equivalents	11,585.64	3,280.49
(iv) Loans	207.42	207.42
(v) Other financial assets	14,599.79	9,467.61
(c) Other current assets	571.56	1,368.34
Total Current assets	41,737.80	29,164.09
Total Assets	67,946.23	44,455.78
Equity		
(a) Equity Share capital	19,949.16	1,816.34
(b) Other Equity	39,640.69	31,561.10
Total Equity	59,589.85	33,377.44
LIABILITIES		
Non-current liabilities		
(a) Financial Liabilities		
(i) Borrowings	-	3.07
(ii) Lease liabilities	847.77	1,057.92
(iii) Other financial liabilities	-	0.51
(b) Provisions	45.48	26.04
(c) Deferred tax liabilities (Net)	104.42	84.38
Total Non-current liabilities	997.67	1,171.92
Current liabilities		
(a) Financial Liabilities		
(i) Borrowings	2,427.47	4,977.11
(ii) Lease liabilities	210.15	179.88
(iii) Trade payables	-	-
(a) Total outstanding dues of micro and small enterprises	181.92	355.70
(b) Total outstanding dues of creditors other than micro and small enterprises	2,791.19	3,382.12
(iv) Other financial liabilities	94.28	65.99
(b) Other current liabilities	1,296.17	796.44
(c) Provisions	96.99	87.56
(d) Current Tax Liabilities (Net)	260.54	61.62
Total Current liabilities	7,358.71	9,406.42
Total Equity and Liabilities	67,946.23	44,455.78



STANDARD GLASS LINING TECHNOLOGY LIMITED		
CIN: L29220TG2012PLC082904		
(D.12, PHASE I, IDA, JEEDIMETLA, HYDERABAD, Telangana, India - 500055		
STATEMENT OF STANDALONE CASHFLOWS FOR THE YEAR ENDED MARCH 31, 2025		
(All amounts are in Rs. Lakhs except share data or unless otherwise stated)		
PART-III		
Particulars	Year ended March 31, 2025 (Audited)	Year ended March 31, 2024 (Audited)
A. Cash flow from operating activities		
Net Profit Before Tax as per Statement of Profit and Loss	3,723.92	3,446.79
Adjustments for :		
Finance costs	608.94	473.77
Interest income	(1,695.76)	(622.52)
Dividend income	(0.14)	(0.14)
Depreciation and Amortisation expense	534.38	499.70
Bad Debts written off	23.42	1.18
Advances written off	-	-
Provision for advances to vendors	35.40	-
Allowance for Expected Credit Loss	(44.74)	52.11
Fair value measurement of Financial Liability	(130.15)	(91.38)
Operating profit before working capital changes	3,055.27	3,759.51
Adjustments for working capital changes in:		
Decrease/(Increase) Inventories	(1,041.32)	(970.60)
Decrease/(Increase) Trade receivables	(385.15)	(1,962.56)
Decrease/(Increase) Other financial assets	6.74	(23.52)
Decrease/(Increase) Other assets	(21.64)	(664.17)
Increase/ (Decrease) Trade payables	(764.72)	3.26
Increase/ (Decrease) Other financial liabilities	-	4.62
Increase/ (Decrease) Other Liabilities	499.73	(654.74)
Increase/ (Decrease) Provisions	26.59	(23.73)
Cash generated from operations	1,375.50	(531.93)
Income tax paid (net off refund)	(639.77)	(689.93)
Net cash flows generated from operating activities (A)	735.73	(1,221.86)
B. Cash flow from investing activities		
Purchase of Property, plant and equipment (including capital work in progress)	(1,518.08)	(665.49)
Sale of Property, plant and equipment	-	11.46
Purchase of Intangible Assets	(17.05)	(33.49)
Interest received	946.51	362.74
Investment in subsidiary	0.00	(2.02)
Loans given	(8,614.03)	(6,453.61)
Investments in fixed deposits and margin money deposits	(13,055.83)	(12,223.02)
Dividend Received	0.14	0.14
Net cash flows used in investing activities (B)	(22,258.34)	(19,003.29)
C. Cash flow from financing activities		
Proceeds from issue of equity shares	23,349.51	19,319.76
Proceeds from Non-Current borrowings	500.00	-
Repayment of Non-Current borrowings	(700.94)	(253.14)
Proceeds from / (Repayment of) Current borrowings (net)	(2,351.77)	2,776.34
Interest paid	(510.99)	(361.85)
Payment of Principal Portion of Lease liabilities	(179.88)	(152.68)
Payment of Interest Portion of Lease liabilities	(97.95)	(111.92)
Net cash flows from financing activities (C)	20,007.98	21,216.51
Net Increase/(Decrease) in cash and cash equivalents (A)+(B)+(C)	(1,514.63)	991.36
Cash and cash equivalents at the beginning of the year	1,532.94	541.58
Cash and cash equivalents at the end of the year	18.31	1,532.94



NOTES:

1. In terms of Regulation 33 of SEBI (Listing Obligation and Disclosure Requirements) Regulations 2015, as amended, the above standalone financial results of Standard Glass Lining Technology Limited ("the Company") have been reviewed and recommended by Audit Committee and approved by the Board of Directors, at their meeting held on May 23, 2025. The annual standalone financial results have been subjected to audit by the statutory auditors of the Company and they have issued an unmodified opinion on such standalone financial results.

2. The above standalone financial results for the quarter and year ended March 31, 2025 have been prepared in accordance with the Companies (Indian Accounting Standards) Rules, 2015, as amended ("IND AS") prescribed under section 133 of the Companies Act, 2013 and other recognised accounting practices and policies to the extent applicable.

3. During the quarter, the Company has completed Initial Public offer ("IPO") of 2,92,89,367 Equity Shares at the face value of Rs 10/- each at an issue price of Rs 140/- per equity share, comprising offer for sale of 1,42,89,367 shares by selling shareholders and a fresh issue of 1,50,00,000 shares aggregating Rs. 41,005.11 lakhs. The Equity Shares of the Company were listed on the Bombay Stock Exchange Limited ("BSE") and the National Stock Exchange of India Limited ("NSE") on January 13, 2025.

The company has received Rs. 23,224.50 Lakhs in the escrow account (net off estimated offer expenses Rs. 1,775.50 Lakhs) from the proceeds of fresh issue of equity shares through Initial Public Offer which includes pre- IPO Proceeds of Rs. 3,882.00 Lakhs net off offer expenses of Rs 118.00 Lakhs. Further, the fund raised from Offer for Sale were remitted to the selling shareholders (net of estimated offer expenses borne/to be borne by selling shareholders). The Utilization of the net proceeds is summarised as below:

Objects of the Issue as per Prospectus	Amount to be Utilized as per Prospectus	Utilization upto March 31,2025	Unutilized amount as at March 31, 2025
Towards funding of capital expenditure of the Company	1,000.00	70.40	929.60
Towards repayment or prepayment, in full or in part, of all or a portion of certain outstanding borrowings	13,000.00	13,000.00	-
Towards funding its capital expenditure requirements in S2 Engineering Industry Private Limited	3,000.00	-	3,000.00
Towards inorganic growth through strategic investments and/or acquisitions	2,000.00	-	2,000.00
Towards general corporate purposes	4,224.50	-	4,224.50
Total	23,224.50	13,070.40	10,154.10

4. The Board of Directors and shareholders of the Company, during the year, approved the offer and issuance of 28,57,142 fully paid up equity shares of face value Rs. 10/- each, each through resolution dated November 29, 2024 through private placement cum preferential basis to Amansa Investments Limited, Mauritius. The Board of Directors, through a resolution dated December 16, 2024, had allotted 28,57,142 equity shares of face value of Rs. 10/- each at a premium of Rs. 130/- per share aggregating to Rs. 4,000.00 Lakhs.

5. The Company has only one operating segment i.e., manufacturing and selling of glass lined reactors, receivers and storage tanks and the Company is specialized in providing the turnkey solutions for the pharmaceutical industry sector. Hence, the reportable segment for the Company. Accordingly, disclosure of segment information as prescribed in the Indian Accounting Standard 108 "Operating segments" is not applicable.

6. The figures for the quarter ended March 31, 2025 are the balancing figures between the audited figures for the year ended March 31, 2025 and the unaudited figures for the nine months ended December 31, 2024.

7. The figures for the quarter ended March 31, 2024 are the balancing figures between the audited figures for the year ended March 31, 2024 and for the nine months ended December 31, 2023 which are neither audited nor reviewed.

8. The figures for the quarter ended December 31, 2024 are the balancing figures between the unaudited figures for the nine months ended December 31, 2024 and the figures for the half year ended September 30, 2024, which were audited by the statutory auditors of the Company.

9. The aforesaid financial results will be uploaded on the Company's website (www.standardglr.com) and will also be available on the website of BSE Limited, (www.bseindia.com) and the NSE Limited, (www.nseindia.com) for the benefit of the shareholders and investors.

10. Previous period/ year figures have been regrouped/ rearranged / reclassified wherever necessary to make it comparable.

For and on behalf of the Board of Directors of
Standard Glass Lining Technology Limited

Kandula Nageswara Rao
Managing Director
DIN: 00762497

Place: Hyderabad
Date: May 23, 2025



Date: 23 May 2025

To,
Listing Compliance Department
BSE Limited
Phiroze Jeejeebhoy Towers
Dalal Street,
Mumbai - 400 001

Listing Compliance Department
National Stock Exchange of India Limited
Exchange Plaza, C-1 Block G,
Bandra - Kurla Complex, Bandra (East)
Mumbai - 400 051

SCRIP CODE: 544333

SYMBOL: SGLTL

Dear Sir/Madam,

Sub: Declaration pursuant to Regulation 33(3)(d) of the Securities & Exchange Board of India (Listing Obligations and Disclosure Requirements) regulations, 2015 as amended

I, Anjaneyulu Pathuri, Chief Financial Officer of the Company, hereby declare that M/s. M S K A and Associates, Chartered Accountants (Firm's Registration No. 105047W), the Statutory Auditors of the Company have issued auditors' report with an Unmodified Opinion on Standalone and Consolidated Financial Statements for the year ended 31st March 2025.

This declaration is made in compliance with Regulation 33(3)(d) of the SEBI (Listing Obligations and Disclosure Requirements) Regulations, 2015

You are requested to kindly take the above information on record.

Thanking you,

Yours faithfully,

For **STANDARD GLASS LINING TECHNOLOGY LIMITED**



Anjaneyulu Pathuri
Chief Financial Officer



Standard Glass Lining Technology Limited

Registered office: D-12, Phase-I, IDA Jeedimella, Hyderabad -500055
Corporate Office: 10th Floor, PNR High Nest, Hydemager, KPHB Colony, Hyderabad- 500085
Manufacturing Unit: Survey No. 42/A, Alinagar, Chetlapotharam Village, Gaddapotharam, Sangareddy- 501319





Standard Glass™
Customer Inspired Excellence

Standard Glass Lining Technology Limited

Investor Presentation

May 2025






Disclaimer

This presentation and the accompanying slides (the “Presentation”), have been prepared by Standard Glass Lining Technology Limited (the “Company”) solely for information purposes and do not constitute any offer, recommendation, or invitation to purchase or subscribe for any securities and shall not form the basis or be relied on in connection with any contract or binding commitment whatsoever. No offering of securities of the Company will be made except by means of a statutory offering document containing detailed information about the Company.

Certain statements in this presentation concerning our future growth prospects are forward-looking statements that involve a number of risks and uncertainties that could cause actual results to differ materially from those in such forward-looking statements. The Risk and uncertainties relating to the statements include but are not limited to, risks and uncertainties regarding fiscal policy, competition, inflationary pressures, climate and general economic conditions affecting demand/supply and price conditions in domestic and international markets. The Company does not undertake to update any forward-looking statement that may be made from time to time by or on behalf of the Company.

This Presentation has been prepared by the Company based on information and data which the Company considers reliable. This Presentation may not be all-inclusive and may not contain all of the information that you may consider material. Any liability in respect of the contents of, or any omission from, this Presentation is expressly excluded. The Company does not make any promise to update/provide such a presentation along with results to be declared in the coming quarters and years.

Table of Content



Quarter Performance-
Q4 & FY25 

Business Overview 

Annexure 



.....● QUARTER PERFORMANCE- Q4 &FY25

.....● BUSINESS OVERVIEW

.....● ANNEXURE



Nageswara Rao Kandula

Promoter and Managing Director - Standard Glass Lining Technology Limited



FY25 was a defining year for Standard Glass. Despite the deferred export, we achieved double-digit growth across all key metrics. This gives us a strong head start for FY26 and showcases the resilience and scalability of our model. We are entering an exciting growth phase, driven by new technologies and high-performance equipment for regulated global markets. Our partnerships with GL Hakko Japan and IPP USA are translating into real commercial traction. With a robust order book, new product lines, and continued investment in infrastructure and innovation, the future of SGLTL is bright and transformational





Venkata Mohana Rao Katragadda

Promoter and Executive Director - Standard Glass Lining Technology Limited

“

We closed the year with significant milestones that highlight our commitment to innovation and growth. By forging strategic alliances, we're accelerating new product discoveries and delivering smarter, solution-driven offerings. At the same time, we're aggressively expanding in export markets to strengthen our global footprint.

”

Latest Strategic Updates (1/2)

New Product Line is set to revolutionize the market; Standard Glass Lining is the first and only company in India to introduce *Shell & Tube Glass-Lined Heat Exchangers*, backed by advanced technology from AGI Inc., Japan

New Product Launches

1. Shell & Tube Glass- Lined Heat Exchangers- Will Improve heat transfer efficiency and operational reliability

Upcoming Launches

2. Low Leaching, High Corrosive-Resistance Reactors- Setting new industry standards for durability and chemical resistance.

3. High Conductivity Glass- 100% enhanced safety, minimizing operational risks, reduce maintenance costs, ideal choice for optimizing industrial processes



Opportunity of Rs 2,000 crores Market Size for Shell & Tube Glass Lined Heat Exchangers in India; Starting production from Q4 FY26

Reinforcing **SGLTL's** leadership position through innovations

Latest Strategic Updates (2/2)

Supply and Purchase Agreement

- Company's material subsidiary M/s. S2 Engineering Industry Private Limited entered into an exclusive and long-term supply and purchase agreement with Gale Process Solutions LLC
- Supply of stainless steel, carbon steel and nickel alloy-based products

Commencement of S2 Engineering Plant

- Successfully commissioned Unit-5 of co's subsidiary
- Spanning over 100,000 sq. ft
- Enhancing manufacturing capacity
- Increasing domestic and international demand
- fully relocated and integrated into Unit-5
- Timely Delivery of high quality products



Earnings at Glance: FY25 and Q4FY25

FY25

Total Income	EBITDA	PBT	PAT
₹ 626 Crs	₹ 120 Crs	₹ 94 Crs	₹ 69 Crs
13.9 % YoY	18.6% YoY	17.2% YoY	14.4% YoY

Q4FY25

Total Income	EBITDA	PBT	PAT
₹ 171 Crs	₹ 28 Crs	₹ 22 Crs	₹ 16 Crs
19.7 % QoQ	(1.1)% QoQ	3.1% QoQ	3.7% QoQ

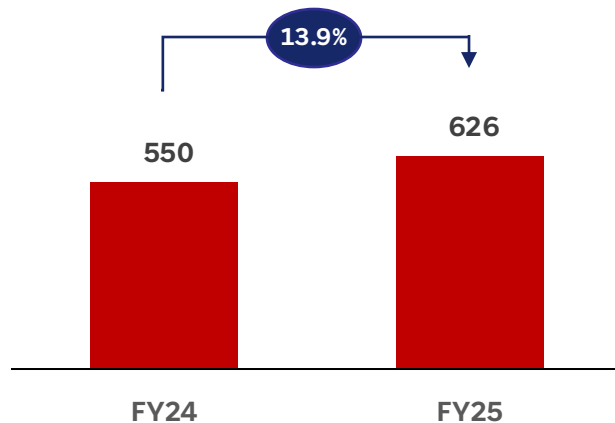
01 Repaid the working capital loans with IPO proceeds

02 Revenue growth led by timely delivery of key contracts

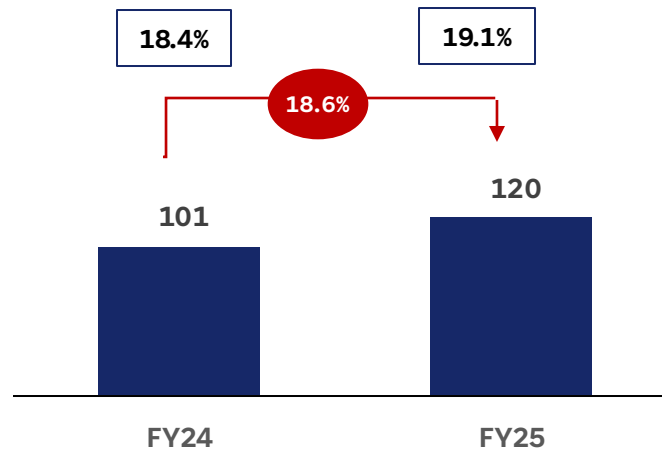
03 Strong EBITDA Margins at 16.6% supported by operating leverage

Financial Highlights

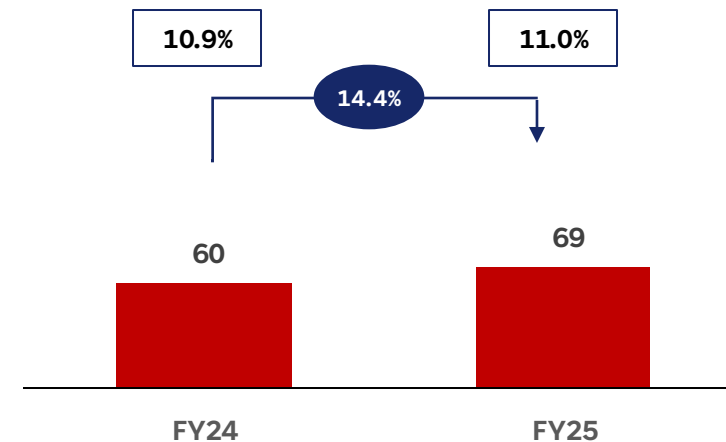
Total Income (In Crs.)



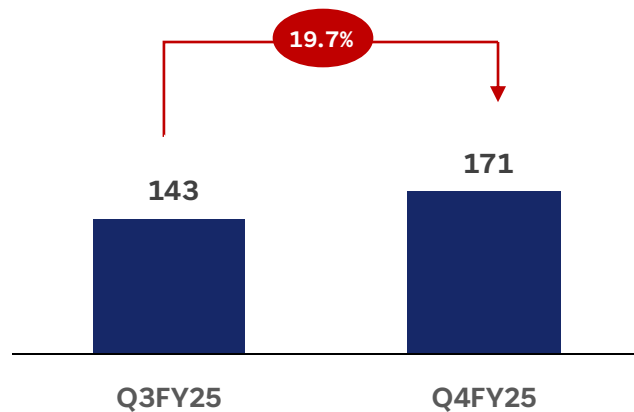
EBITDA & Margins (%)



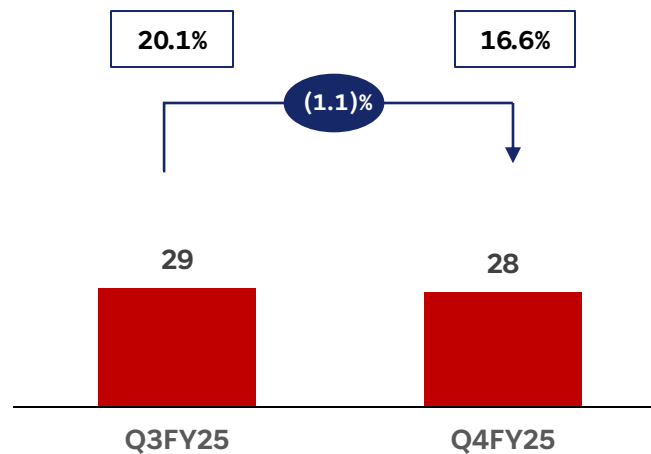
PAT & Margins (%)



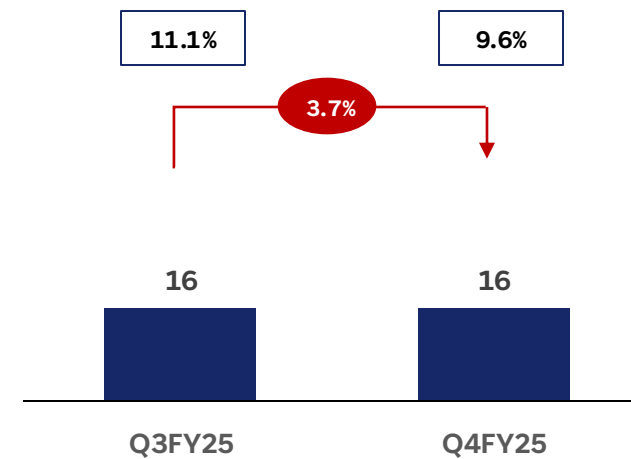
Total Income (In Crs.)



EBITDA & Margins (%)



PAT & Margins (%)



Q3FY25 Financial Performance

Particulars (Rs in Cr)	FY25	FY24	YoY	Q4FY25	Q3FY25	QoQ
Revenue from Operations	614	544	12.9%	166	140	18.7%
Other Income	12	6	104.8%	5	3	75.0%
Total Income	626	550	13.9%	171	143	19.7%
Total Expenditure	506	449	12.8%	143	114	25.0%
EBITDA	120	101	18.6%	28	29	-1.1%
EBITDA Margin %	19.1%	18.4%	77 bps	16.6%	20.1%	-350 bps
Depreciation	11	9	18.7%	3	3	33.7%
Profit Before Interest & Tax	109	92	18.6%	25	26	-4.6%
Interest	15	12	28.2%	3	4	-41.6%
Profit Before Tax	94	80	17.2%	22	22	3.1%
Tax	25	20	25.8%	6	6	1.2%
Net Profit	69	60	14.4%	16	16	3.7%
PAT Margin (%)	11.0%	10.9%	5 bps	9.6%	11.1%	-149 bps
Diluted Earnings Per Share (Rs)	3.5	3.5	-	0.8	0.8	-

Revenue By Segment



Rs in Cr

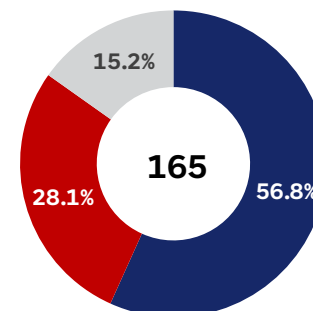
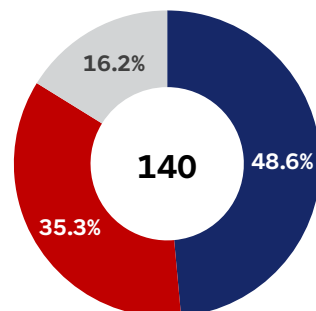
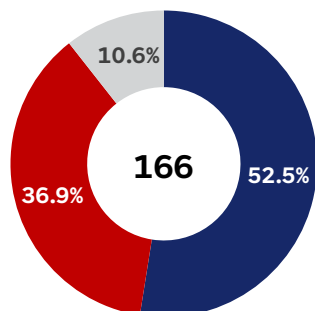
Standard Glass
Customer Inspired Excellence

Q4FY25

Q3FY25

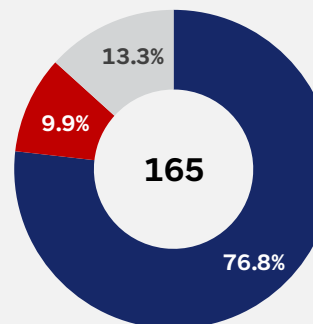
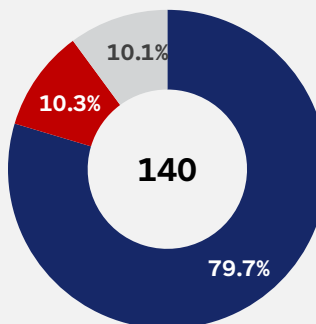
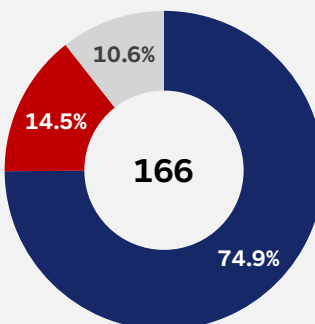
Q2FY25

By Line of Business



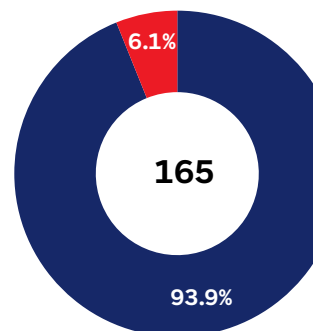
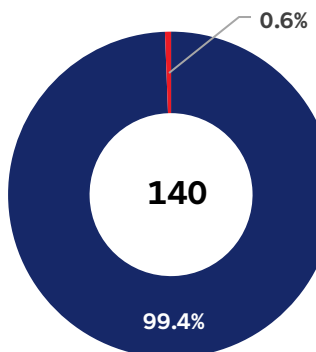
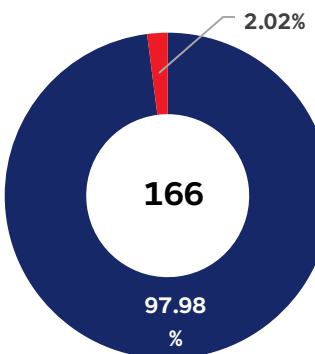
- Reaction Systems
- Storage, Separation & Drying Systems
- Plant, Engineering Services

By End Users Industries



- Pharmaceuticals
- Chemicals
- Others*

By Geography



- Domestic
- Exports



...● QUARTER PERFORMANCE- Q4 & FY25

...● BUSINESS OVERVIEW

...● ANNEXURE

Standard Glass Lining: A Top Ranked Specialised Engineering Equipment Company

1

Leading manufacturers of glass-lined, stainless steel, and nickel alloy based specialized engineering equipment

2

Well invested manufacturing facility with strong capabilities across chain

3

Deep and well-established customer relationship

4

Strong Distribution and Sales Network



37%

Total Revenue CAGR from
FY22-25

42%

EBITDA CAGR from
FY22-25

19%

EBITDA margins in FY25

11%

PAT margins in FY25

8

Manufacturing facilities

11,000+

Products
delivered to
customers

\$108bn

Large export
opportunity;
Global TAM

Rs. 266 Cr

Healthy Cash in the
books; Net Debt free
Status

Diversified and De-Risked Business Model



Rs in Cr **Standard Glass**
Customer Inspired Excellence

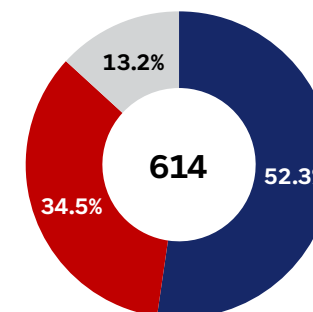
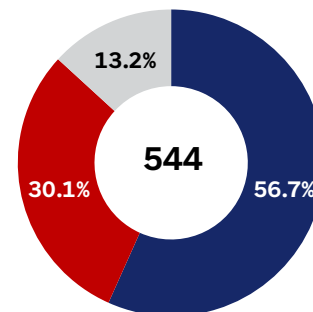
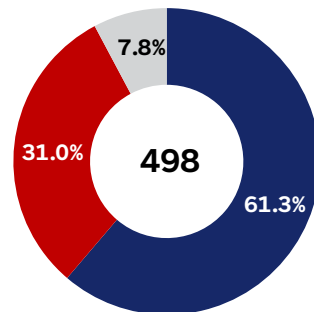
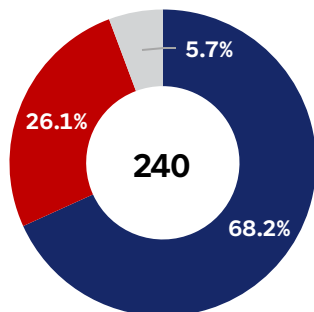
FY22

FY23

FY24

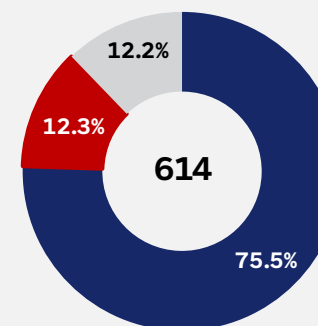
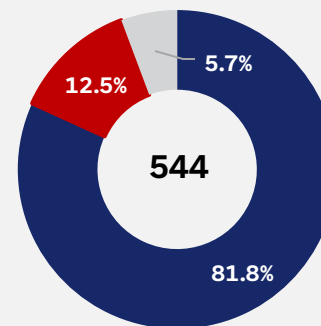
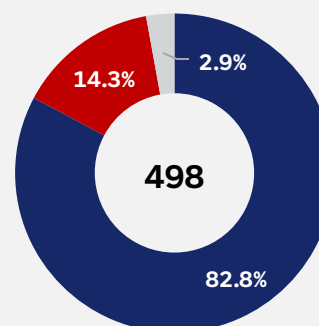
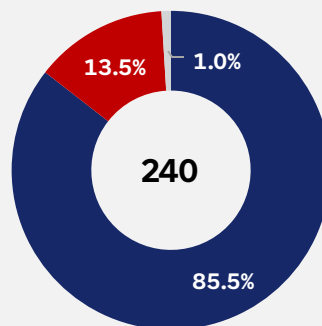
FY25

By Line of Business



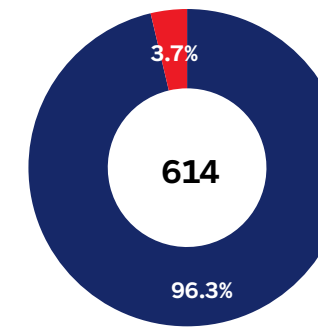
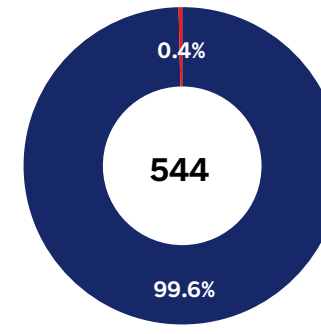
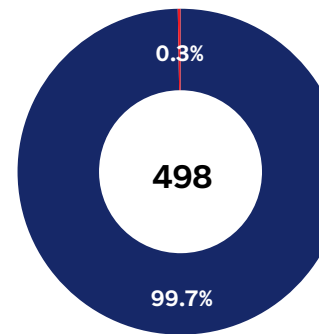
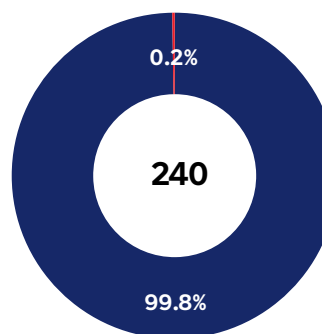
- Reaction Systems
- Storage, Separation & Drying Systems
- Plant, Engineering Services

By End Users Industries



- Pharmaceuticals
- Chemicals
- Others*

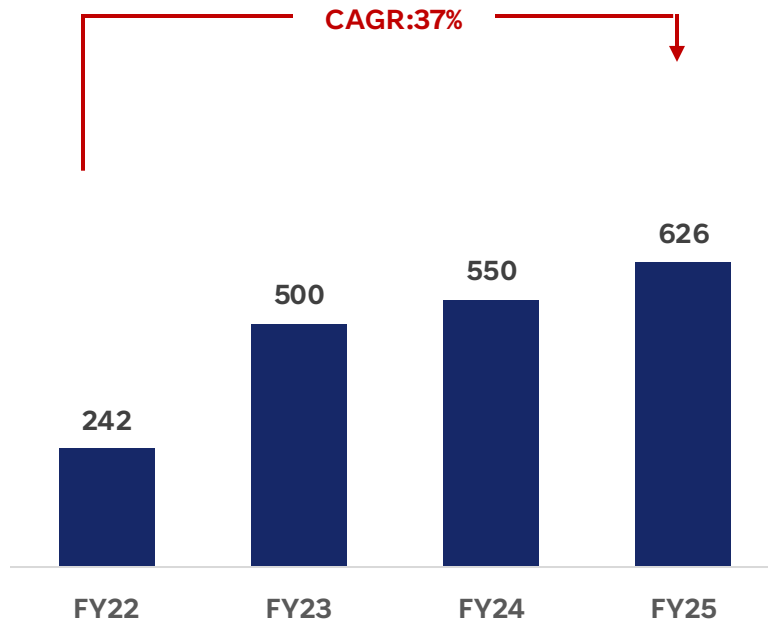
By Geography



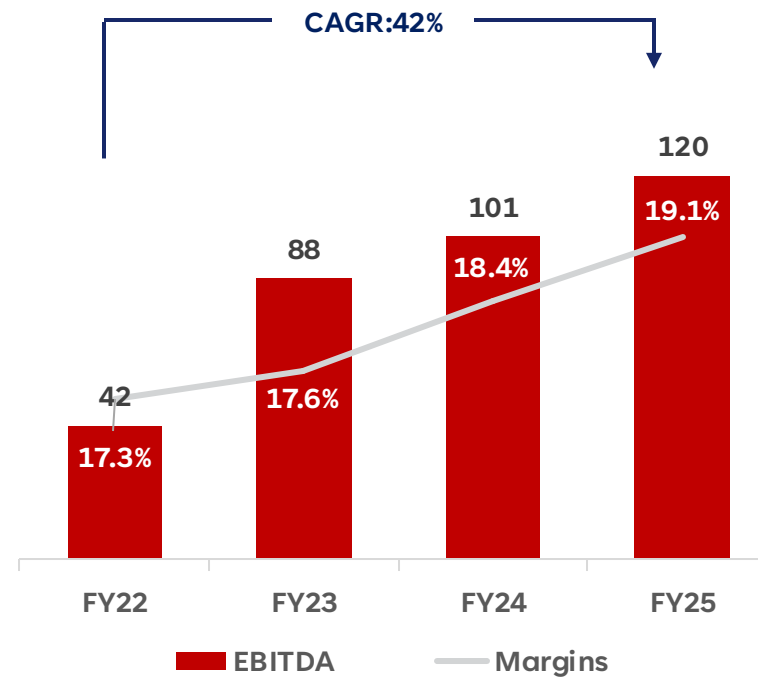
- Domestic
- Exports

Strong Growth Trajectory

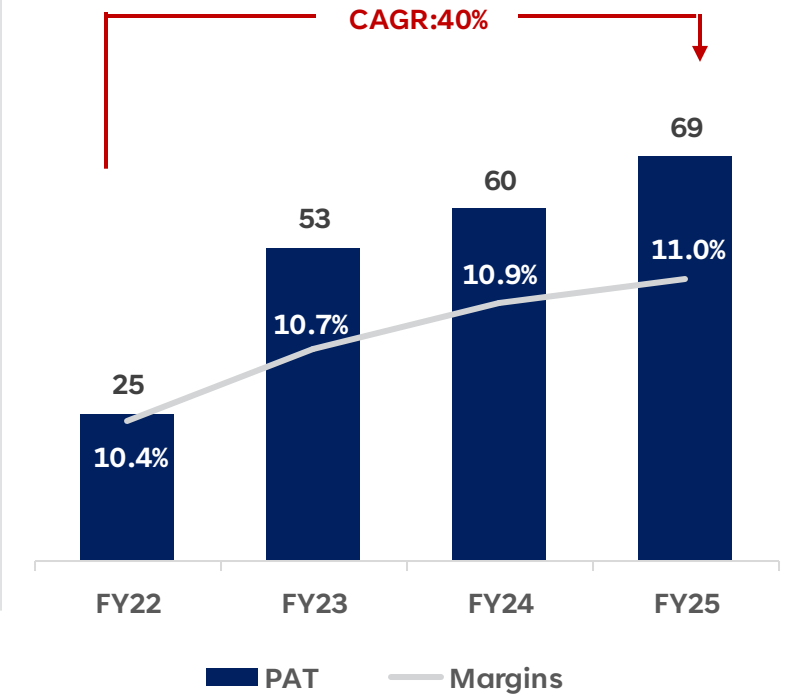
Total Income (In Crs)



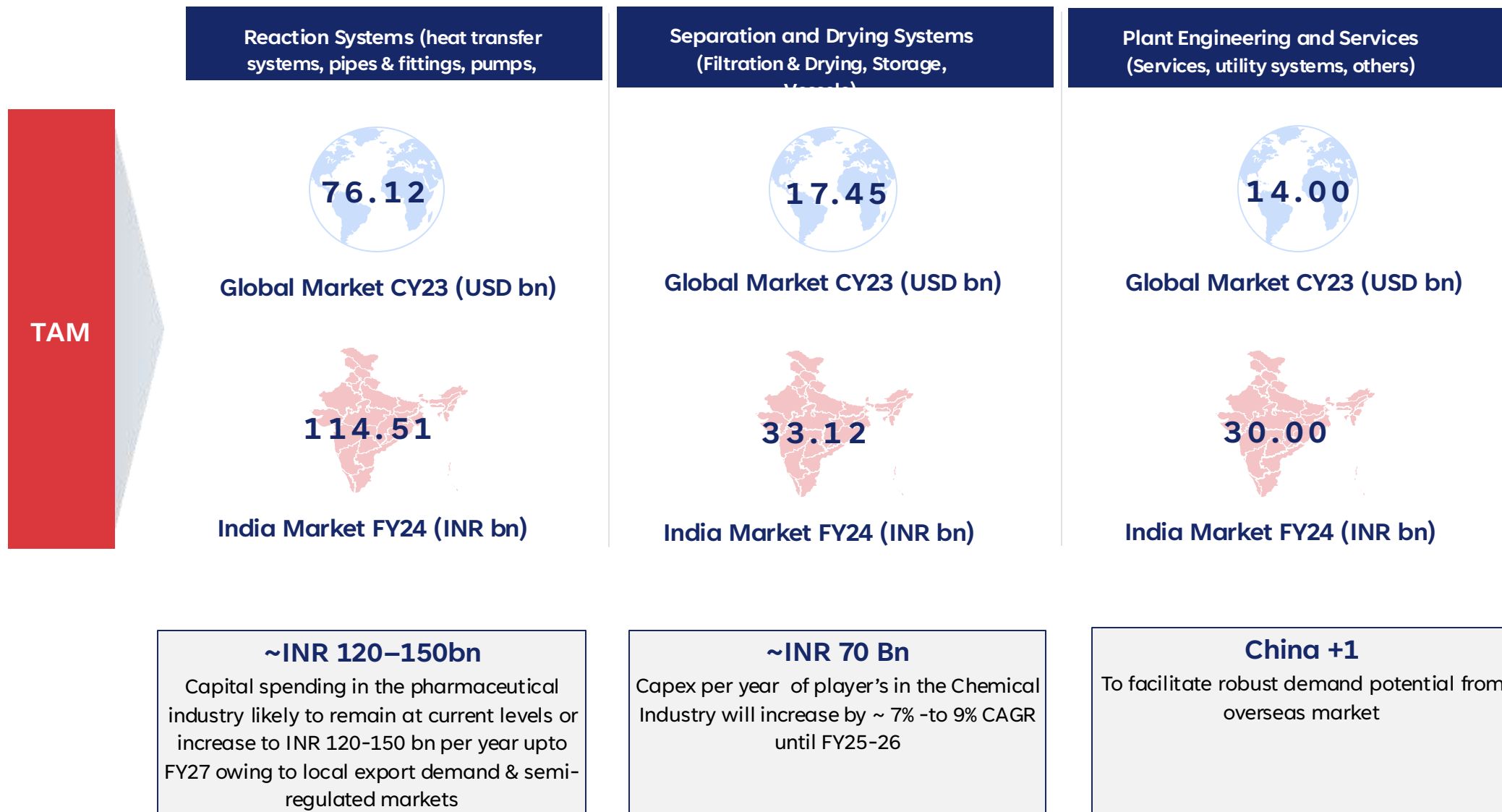
EBITDA & EBITDA Margins



PAT & PAT Margins



Well Positioned in a High Growth Market



Business Model built on Multiple USPs

**CUSTOMISED AND
INNOVATIVE
PRODUCT
OFFERING**

**WELL
INVESTED
MANUFACTURING
FACILITIES**

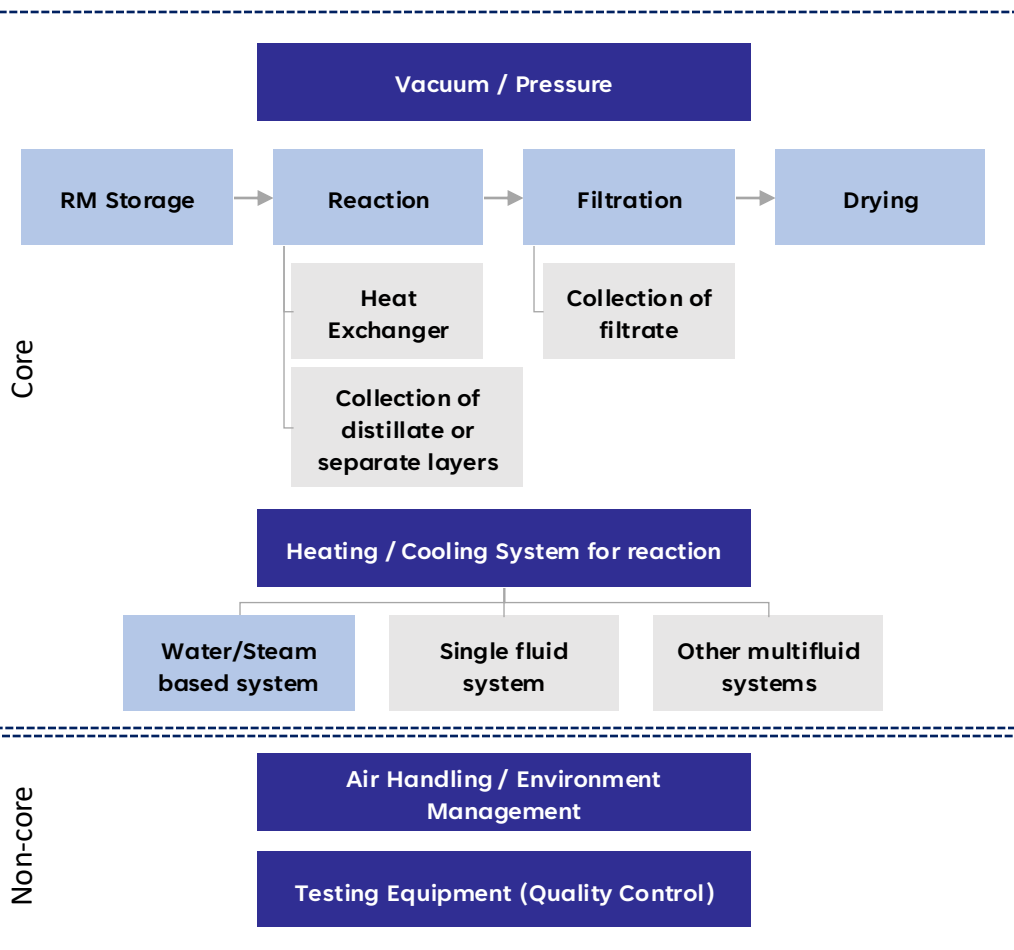
**DEEP RELATION-
SHIP WITH
MARQUEE
CLIENTS**

**INVESTING
IN PROJECTS TO
DRIVE
FUTURE
GROWTH**

**STRATEGIC
PARTNERSHIP,
AIDING IN
STRENGTHENING
THE BUSINESS
MODEL**

**PROFITABLE
AND
SCALABLE
BUSINESS
MODEL**

1. Customised and Innovative Product Offering



Capabilities

- 1 of the few companies in India offering **end-to-end** customized solutions
- Turnkey automated equipment solutions optimising processes like vacuum distillation, solvent recovery, gas dispersion
- Capability to cater to customized process needs of end-users to deliver large and complex projects with a wide equipment range
- Delivered some of the **largest & most complex equipment** in India across Product Portfolio
- Capability to manufacture process equipment using various types of alloys with thickness ranging from 1mm to 60 mm used in food, pharma & fine chemical industries

Unique Offerings

STANGLASS	No Stain Glass	Shell & Tube heat exchanger	Smart seal	Clampless Manhole	Extended Nozzles
-----------	----------------	-----------------------------	------------	-------------------	------------------

Contributing to its leadership position

 <p>TOP 3 Process equipment manufacturers in the Pharma Industry*^</p>	 <p>“Key Supplier” Of GMP-compliant accessories for stainless steel GLE^</p>	 <p>TOP 3 Suppliers of multistage claw vacuum pumps in India *^</p>	 <p>TOP 3 Stainless steel & Nickel - alloy based specialized engineering equipment for India's Pharma & Chemical sectors*</p>
 <p>TOP 3 with 23.3% market share Suppliers of PTFE lined pipelines and fittings in India through acquisition of the business of M/S Yashave Glass Lining Industries. M/S Higaenic Flora Polymers*^</p>	 <p>Acquisition Of business of CPK Engineers Private Limited; entity engaged in similar business to complement existing capabilities</p>		

Created strong brand equity through decades of industry expertise, technology prowess, innovative product offerings, high-reliability solutions, and the ability to deliver value to customers



2. Well Invested Manufacturing Facilities



8
of Mfg.
Facilities

65
Sub products
across product
categories

>400,000
Built-up area (sq. ft.)

30
ANFD capacity
p.m.

100
Reactors p.m.

9,000 units
PTFE lined pipes &
fittings capacity p.m.

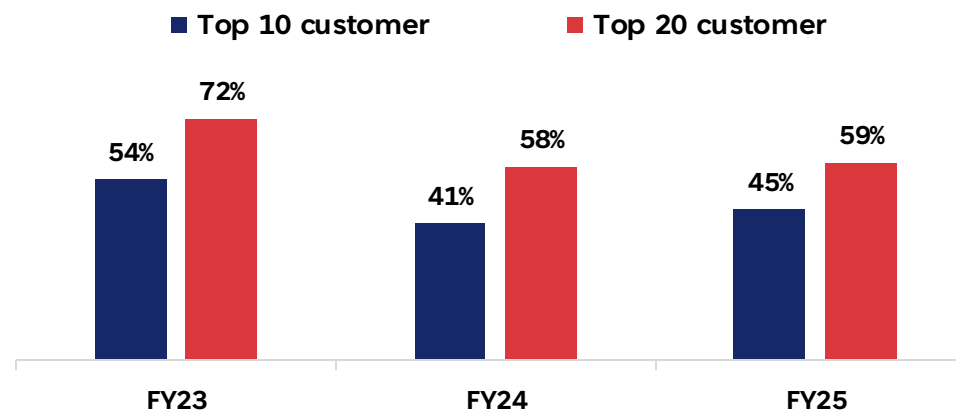
30L to 40,000L
Capability to mfg. products of
varied sizes

300-350 units
Monthly Capacity across
product portfolio

3. Deep Relationship with Marquee Clients add more customers



Revenue Contribution from Top 10 & Top 20 Customers



Enjoying long-standing relationships in excess of 3 years with 13 of our top 20 customers

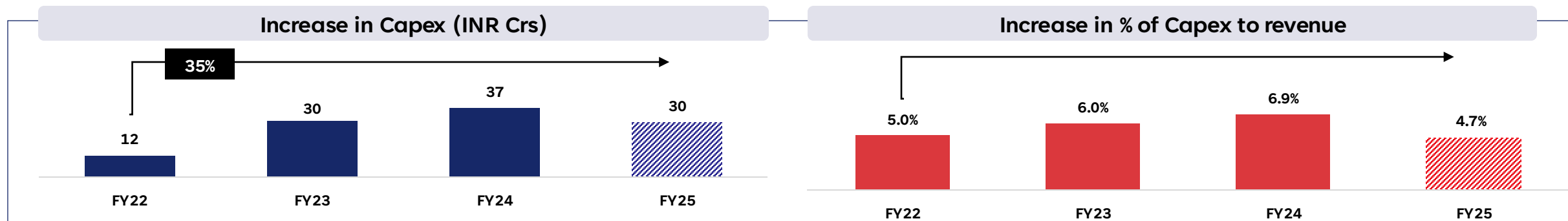


Long-term relationships and ongoing engagements with customers allow to plan Capex and enhance ability to benefit from increasing economies of scale

4. Investing in Projects to Drive Future Growth

Planned Capex: ₹130 Crs over the next 2-3 Years; Total expansion of 5.5 lakh sq. ft.

We have invested significant capex in the past to expand our manufacturing capacities



Intend to expand our manufacturing capacities for existing products to cater to the growing demand from our existing customers and to meet requirements of new customers

upto ₹400mn

Net Proceeds towards expansion of our existing manufacturing units and upcoming facilities

Propose to purchase new machineries and equipment to build-up additional capacity for our glass lining and stainless steel and nickel alloy equipment operations namely:



Welding
Machines



Cranes



Laser Scanning
cutting Machines

Addition of new facility



Installation of new Machinery



Increase production
capacity



Scale operations



Onboard new
customers



Introduce new
products



Better serve existing
customers

Reduced delivery time → Increase orders in hand

5. Strategic Partnership

Grow inorganically through strategic acquisitions and alliances

Agreement with HHV Pumps for supply of vacuum pumps with a private label arrangement.

Growth aided by other inorganic acquisitions

M/s S2 Engineering Services
(metals business)

M/s Stanpumps Engineering Industries
(pumps business)

C.P.K Engineers Private Limited (compliment existing capabilities)

Recently acquired the business of firms engaged in the business of manufacturing, supply, installation and repair of PTFE lined pipes and fittings

1

M/s Higenic Flora Polymers

2

M/s Yashasve Glass Lining Industries

A sale and purchase agreement for supply of certain grades of glass used by our glass lining division

1

Asahi Glassplant Inc.

2

GL Hakko

Plan to target entities that expand our opportunities in:-



Other end-markets



Geographic regions



New customers

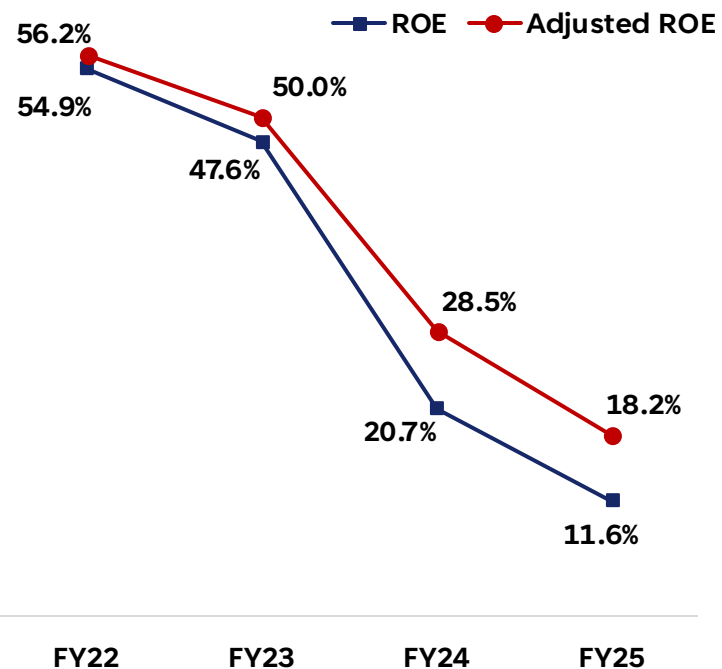


New products

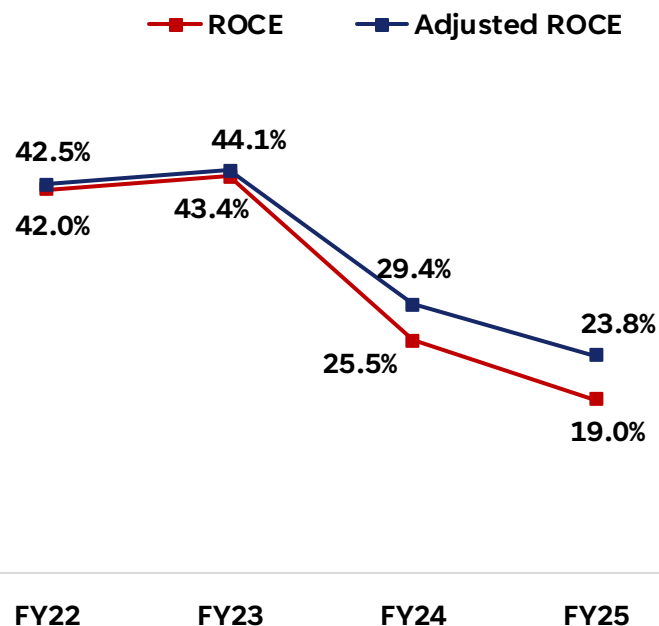
Strategic Partnership with Japan's AGI Group to Launch World's First Glass-Lined Shell and Tube Heat Exchangers in India

6. Profitable and Scalable Business Model

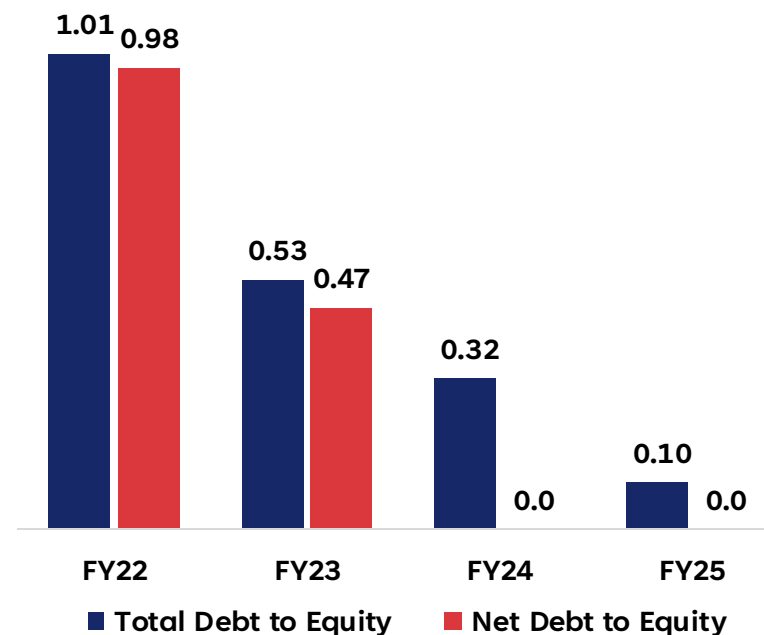
ROE/Adjusted ROE*



ROCE/Adjusted ROCE*



Total debt/Equity and Net debt/Equity

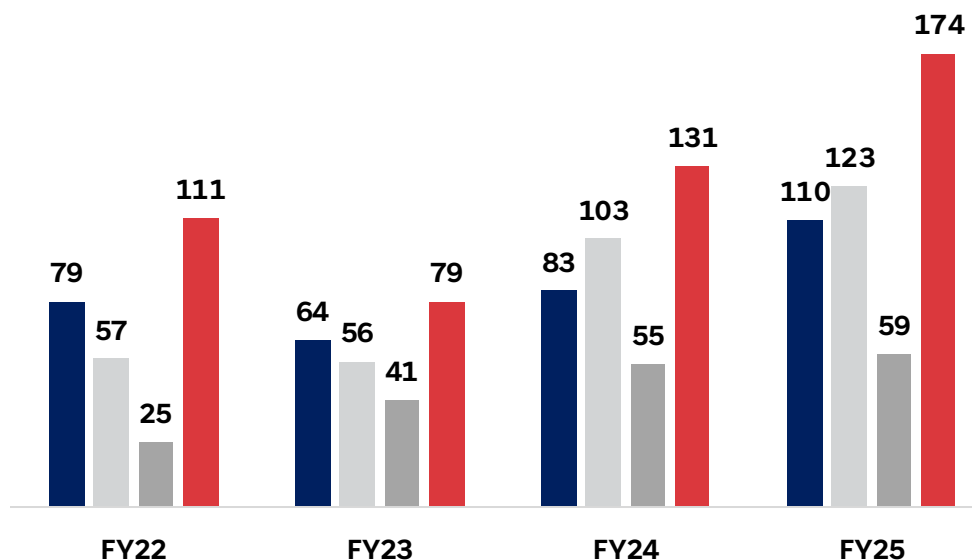


* Adjusted RoE and ROCE are calculated on average Net worth and Capital Employed net of cash.

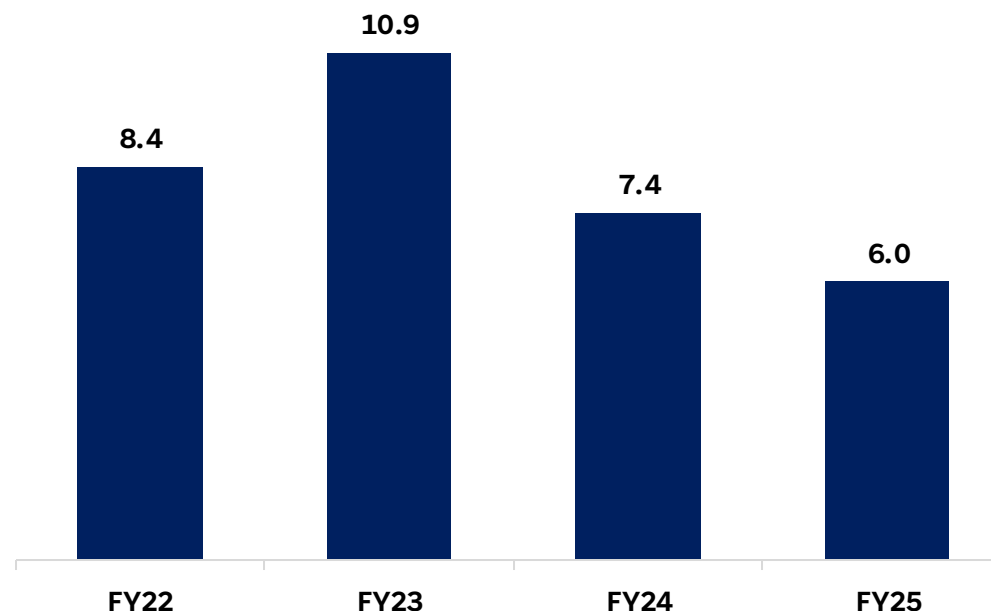
Improving Working Capital and Strong Asset TO

Working Capital Days

■ Receivable Days ■ Inventory Days ■ Payables Days ■ WC Days



Fixed Asset Turnover Ratio (x)



Strategic Priorities

Continue to expand and improve our existing product portfolio and enter into additional end-user industries

Continue to strengthen our existing product portfolio in line with our capabilities



Diversify into products with prospects for increased growth and profitability



Consolidate certain of our existing facilities to achieve cost efficiencies



Continue to pursue new products within existing segments
+ explore the use of engineering capabilities to diversify product offerings, especially in products from related segments



Propose to enter into additional end-user industries



Oil & Gas



Heavy
Engineering



Edible Oil



Flavours &
Fragrance



Paints &
Coatings



Expand our team to expand our sales and marketing reach will allow us to target newer customers in Southern & Western regions of India

Capitalise on increasing demand from international markets to grow our exports

Increasing the share of revenues from international markets

Grow inorganically through strategic acquisitions and alliances

Explore & consider opportunities that can create synergies between the proposed target companies and us, and align with our growth strategy

Plan to **target entities that expand our opportunities in:-**



Other
end-markets



Geographic
regions



New customers



New products

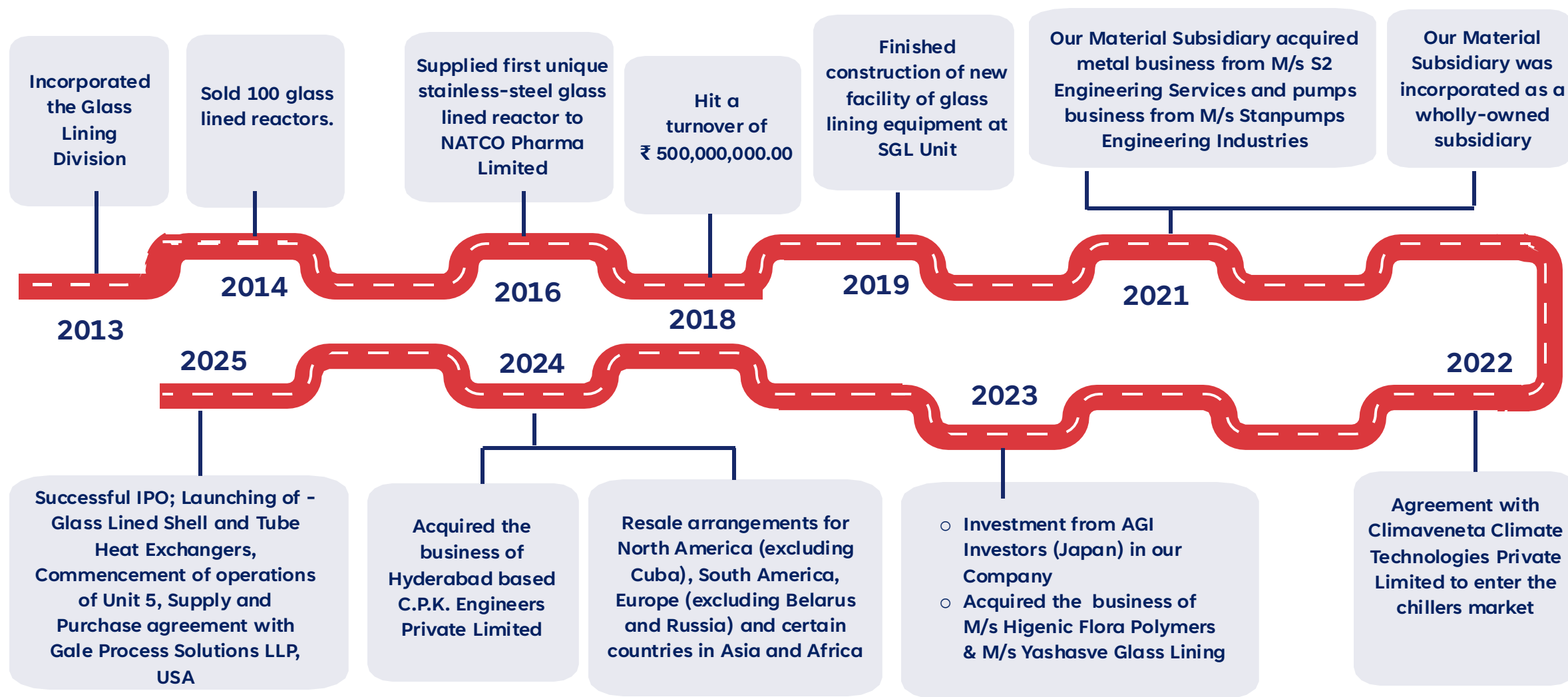


.....● QUARTER PERFORMANCE- Q4 & FY25

.....● BUSINESS OVERVIEW

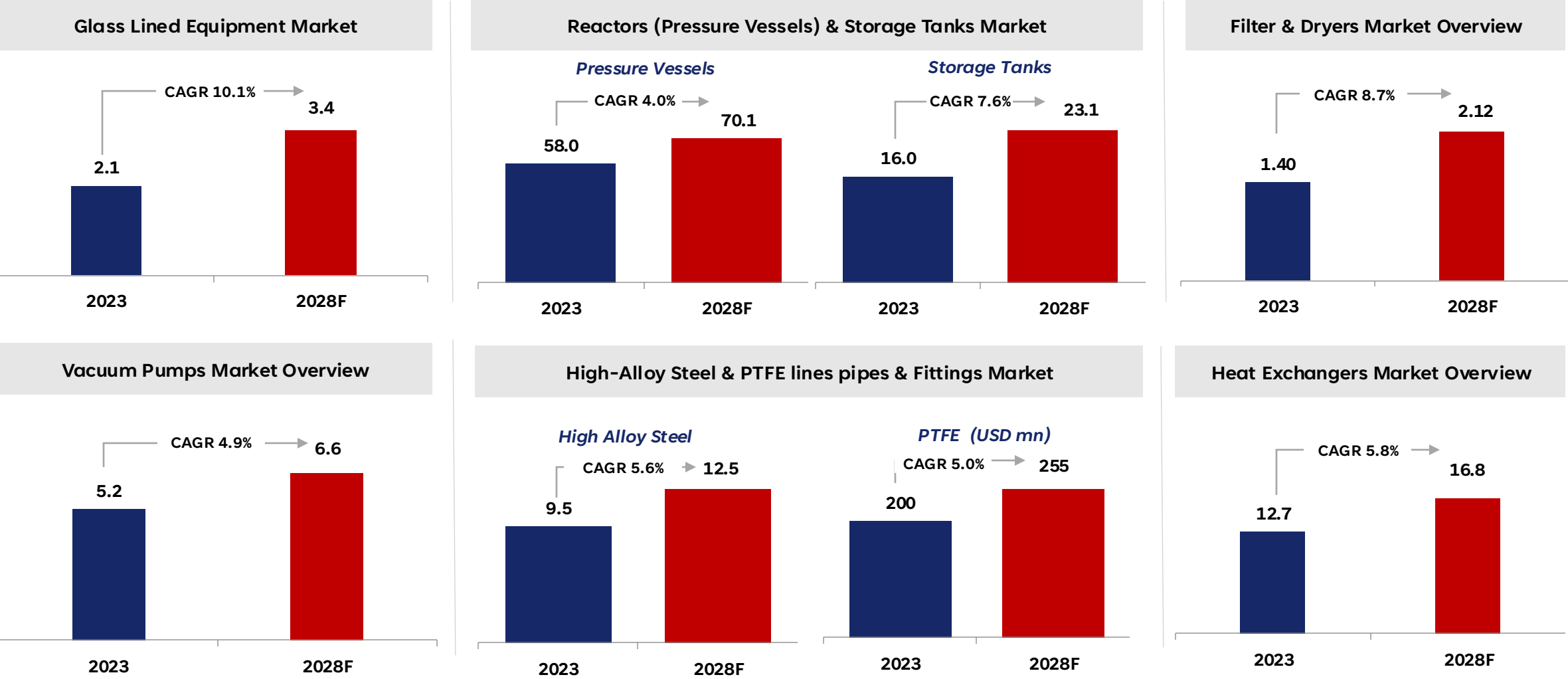
.....● ANNEXURE

From Vision to Reality: Our Company's Journey



Global Industry Growth Driving Expansion

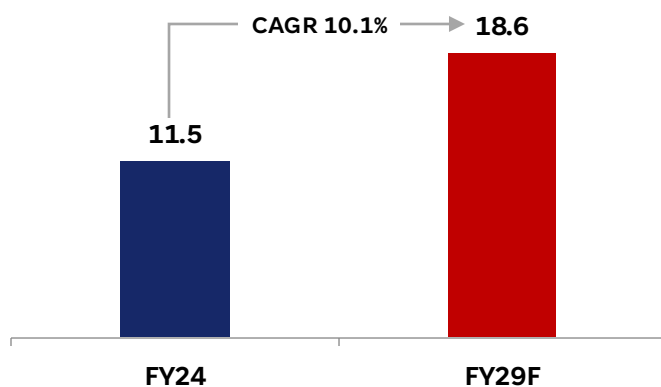
The Global Market Opportunity –Sizing (Values in USD Bn) and CAGR (2023 – 2028E), unless specified otherwise



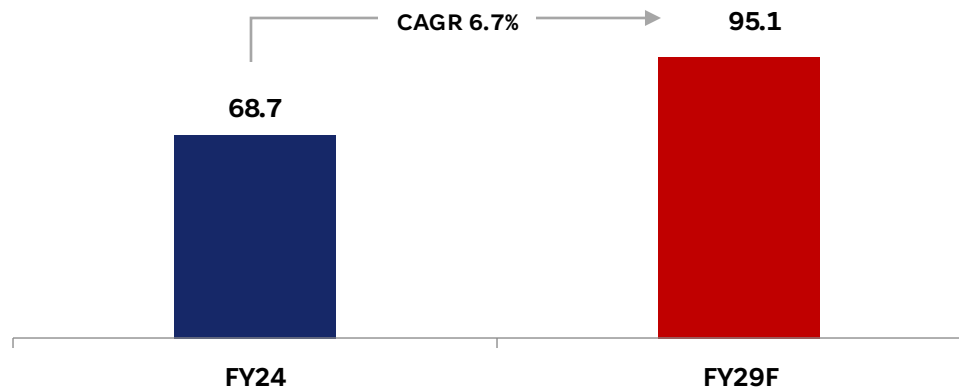
India's Expanding Industry Creating Massive Growth Opportunities for the Company

The India Market Opportunity –Sizing (Values in INR Billion) and CAGR (FY24 –FY29E), unless specified otherwise

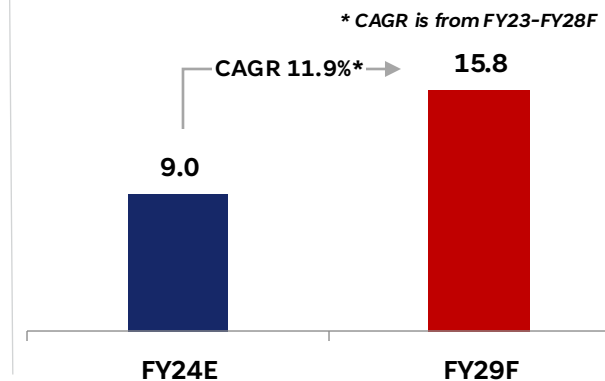
Glass Lined Equipment Market



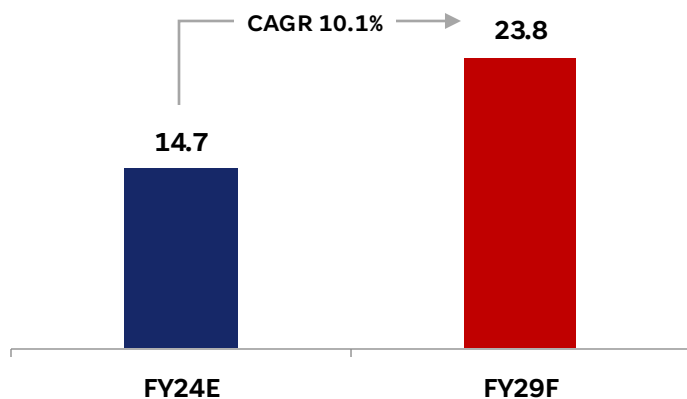
Reactors (Pressure Vessels and Storage tanks)
Market Overview



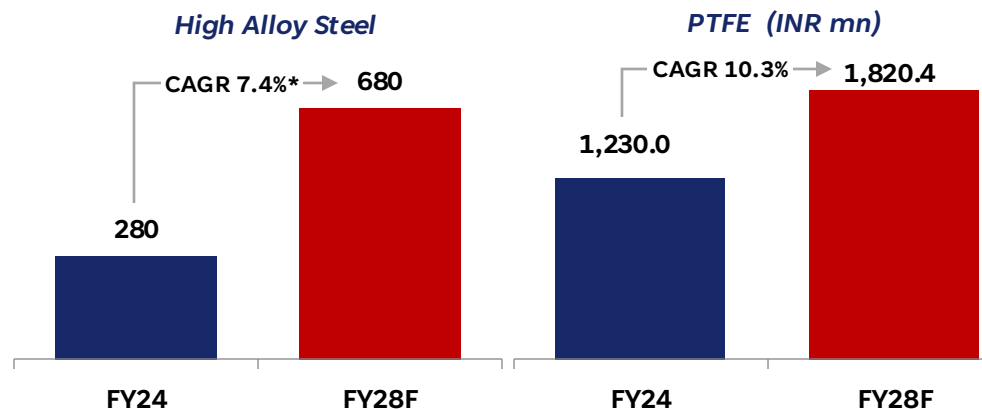
Filter & Dryers Market Overview



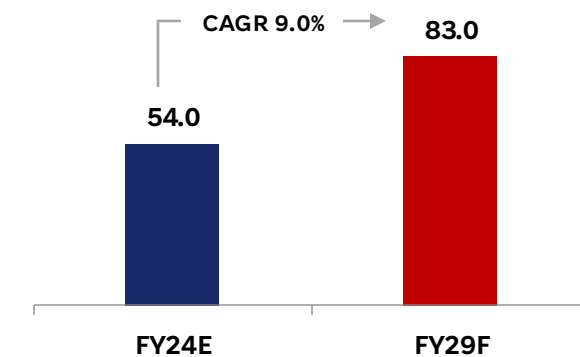
Vacuum Pumps Market Overview



High-Alloy Steel & PTFE lines pipes & Fittings Market



Heat Exchangers Market Overview



A Glimpse of our Plant



Well Diversified Product Portfolio

Reaction Systems (heat transfer systems, pipes & fittings, pumps, reactors)



AE Reactor



BE Reactor



CE Reactor



Heat Exchanger



Pumps

Separation and Drying Systems (Filtration & Drying, Storage, Vessels)



Receivers



Storage Tank



Conical Dryer

Plant Engineering and Services (Services, utility systems, others)



Introducing our Leadership Team

Promoter and Managing Director



**Nageswara
Rao Kandula**

Managing Director has been associated with the Company since incorporation. Holds a Diploma in Business Management with specialization in finance management from the Indian School of Business Management and Administration.

Board of Directors



**Kandula Krishna
Veni**
Promoter and
Executive Director



**Kandula
Ramakrishna**
Promoter and
Executive Director



**Venkata Mohana
Rao Katragadda**
Promoter and
Executive Director

Senior Management



**Kudaravalli Punna
Rao**
Executive VP-
Manufacturing



**Palayil Nanda
Kumar**
Chief Marketing
Officer – South
India



**Somanchi Datta
Phani Prabhakar**
General Manager
- Projects



**Radhakrishna
Bandi**
Asst. General
Manager-
Purchase

Independent Directors & Nominee Director



**Sambasiva Rao
Gollapudi**
Non-Executive Chairman,
Independent Director &
Audit Committee
Chairman



**Sudhakara Reddy
Siddareddy**
Independent
Director



**Radhilika
Nannapaneni**
Independent
Director



Yasuyuki Ikeda
Non-Executive
Director (nominee
of AGI Investors)

Key Managerial Personnel



Kallam Hima Priya
Company
Secretary and
Compliance officer



**Anjaneyulu
Pathuri**
CFO

Historical Profit and Loss Statement

Particulars (All amounts are in INR Crs. except otherwise stated)	2022	2023	2024	2025
Revenue from Operations	240	498	544	614
Other Income	1	2	6	12
Total Income	242	500	550	626
COGS	115	285	371	412
Gross Profit	126	215	179	214
Total Expenditure	200	412	449	506
EBITDA	42	88	101	120
<i>EBITDA Margins (%)</i>	17.3%	17.6%	18.4%	19.1%
Depreciation	4	8	9	11
Profit Before Interest & Tax	38	81	92	109
Interest	4	9	12	15
Profit Before Tax (PBT)	34	72	80	94
Tax	9	18	20	25
Net Profit	25	53	60	69
<i>Net Profit Margins (%)</i>	10.4%	10.7%	10.9%	11.0%
Diluted Earnings Per share (Rs.)	2.2	3.5	3.5	3.5

Historical Balance Sheet



Standard Glass™
Customer Inspired Excellence

Particulars	2022	2023	2024	2025
Equity				
Equity share capital	15.3	15.8	18.2	199.5
Other equity	53.7	139.9	389.2	507.3
Non-controlling interests	-	-	1.6	5.9
Total Equity	69.0	155.7	409.0	712.7
Non-current liabilities				
Financial liabilities				
(a) Borrowings	6.8	3.0	0.6	2.0
(b) Lease liabilities	18.2	18.5	12.4	22.6
Provisions	1.4	2.1	0.9	1.1
Deferred tax liabilities (net)	0.4	0.6	0.6	1.3
Total Non-Current Liabilities	26.8	24.2	14.5	26.9
Current liabilities				
Short term borrowings	42.4	57.0	113.2	37.1
Trade payables	62.5	75.0	88.7	108.2
Short terms Provisions	0.6	0.8	0.9	1.5
Other current liabilities	96.9	35.1	39.1	71.9
Total Current Liabilities	202.3	167.9	241.9	218.7
Total Equity and Liabilities	298.1	347.8	665.4	958.4

Particulars	2022	2023	2024	2025
Non-Current Assets				
Property plant and equipment	31.9	54.7	82.2	101.0
Capital work-in-progress	0.7	3.3	4.5	8.5
Right-of-use assets	19.7	19.7	13.0	26.2
Goodwill	-	-	-	7.7
Other intangible assets	0.4	0.6	1.0	1.0
Financial assets				
(a) Loans	0.2	-	-	-
(b) Other financial assets	3.6	2.1	1.4	2.0
Income tax asset (net)	-	0.7	-	-
Other non-current assets	4.1	3.5	4.6	13.9
Total Non-Current Assets	60.6	84.7	106.6	160.3
Current Assets				
Inventories	125.9	143.4	224.8	279.3
Financial assets				
(a) Trade receivables	82.2	91.3	154.8	214.0
(b) Cash and cash equivalents	0.1	5.4	15.4	1.7
(c) Bank balances other than cash and cash equivalents	-	-	36.5	119.9
(d) Other financial assets	1.2	5.2	95.5	145.9
Other current assets	28.1	17.8	31.7	37.3
Total Current Assets	237.6	263.1	558.8	798.1
Total Assets	298.1	347.8	665.4	958.4

*All amounts are in INR Crs except otherwise stated



Standard Glass™
Customer Inspired Excellence

Thank You

Investor Relations Contact: Go India Advisors LLP

Monali Jain
Go India Advisors
monali@GoIndiaAdvisors.com
M:+91 8078675682

Sheetal Khanduja
Go India Advisors
sheetal@GoIndiaAdvisors.com
M:+91 97693 64166

Company Contact:

Anjaneyulu Pathuri
Chief Financial Officer (CFO)
anjaneyulu@standardglr.com
Standard Glass Lining
Technology Limited

Hima Priya
Company Secretary
cshima@standardglr.com
Standard Glass Lining
Technology Limited

Company's
Investor Relations
investorrelations@standardglr.com
Standard Glass Lining Technology
Limited

