

Edgelight provides turn-key LED rental services with fully integrated systems; including cable looms, pre-addressed drivers, patching and installation drawings.

The advantage for designers, programmers and production managers is the quick and easy installation of a pre-packaged system over custom building, including sourcing linear LED products, drivers and power supplies.

The modular sections of LED make installation by stage technicians with no specific training a quick and easy process. Fixtures take their addresses automatically based on their position in the daisy chain. A failed fixture can be replaced just like any other lighting fixture, but without having to re-patch it to a new address.

Edgelight fixtures come in five types; **Stage, Flexlight Stage, Truss, Flexlight Truss, and Steplight**. Edgelight is built around standard lengths of **1200 mm, 900 mm, 700 mm, 600 mm, and 500 mm**, which allow flexibility to accommodate the various lengths of production structures, especially ones dimensioned in feet & inches.


The core of each Edgelight fixture is **Digital FlexNeon**, with **8-bit RGB pixels** in **10 cm** segments. **Edgelight Drivers** provide power and pixel data to the fixtures using a high quality, silent **Meanwell power supply**, and the **Advatek PixLite A4-S Mk3** pixel driver. DMX input is taken via **sACN, ArtNet**, or alternatively with a **5-pin XLR**.

Technical Specifications

(Values are shared across all fixture types)

Length (mm)	Pixels	DMX Footprint	Current
1200	12	36 Addresses	16 watts
900	9	27 Addresses	12 watts
700	7	21 Addresses	9.4 watts
600	6	18 Addresses	8 watts
500	5	15 Addresses	6.7 watts


IP Rating IP65 (with appropriate XLR connectors)
 Operating Temperature Range -40 °C ~ 55 °C
 R+G+B Brightness >170lm
 Beam Angle (50%) 160°




Steplight




stage



Flexlight Stage



Truss



Flexlight Truss

Scroll or swipe through the next pages for more detailed fixture information


Edgelight Stage Fixture

Available in standard lengths of 1200 mm, 900 mm, 700 mm, 600 mm, and 500 mm.

The hook tape on the front of the fixture allows standard stage skirts with loop tape backing to attach beneath the light, which also hides the cabling.

The permanently attached hook tape on the back of the fixture allows quick and secure mounting to stage edges, which are lined with the provided adhesive-backed loop tape during installation.

STAGE FIXTURE 1200 (top)



STAGE FIXTURE 1200 (front elevation)

