




DTCManual (Diagnostic Trouble Codes)

Thank you for the purchase of your Racemetuner. This manual will show you how to check and clear diagnostic trouble codes in the event, that you see a MIL (Malfunction Indicator Light) or more commonly known as a "Check Engine Light."

A diagnostic trouble code is a record of a fault within the engine's ECM (engine control module.) The vehicle's computer is programmed with various protocols and limits for each sensor and if any of these "rules" are broken, the computer records the event and tells the occupant by illuminating the MIL and storing the DTC.

Should your truck exhibit a MIL, the Ultra has the ability, to check and clear the DTC's. Please record the DTC number's before clearing them. If you need assistance or direction, we will require the code numbers.

To check for a DTC, the ignition must be in the run position. Touch anywhere on the screen to access the quick menu. From the quick menu, select the Main Menu.



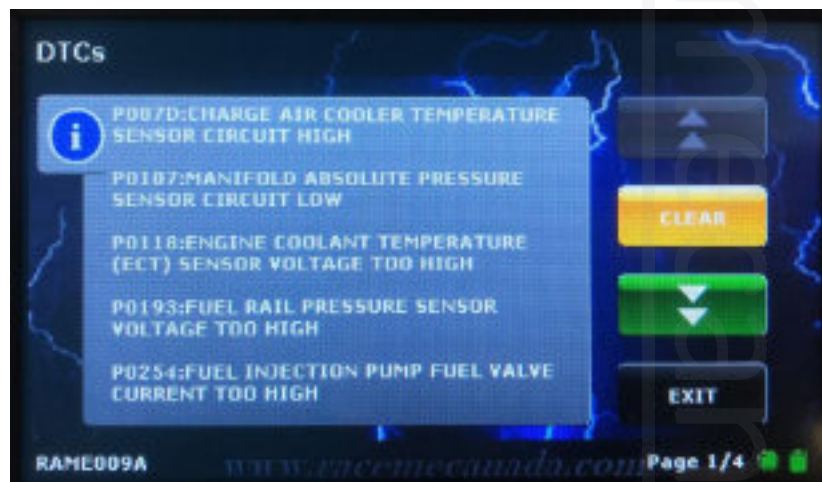
From the Main Menu, select ECMtuning.



Then select DTC.

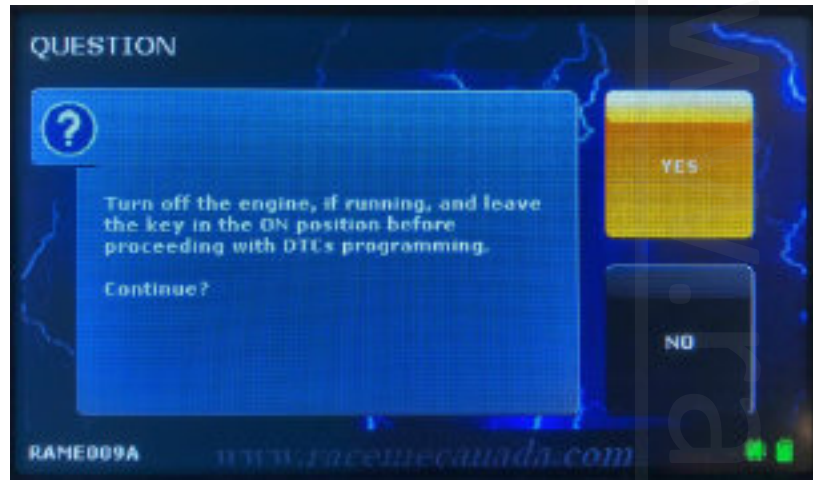


This will list any diagnostic trouble codes with their respective number designations as well as a description of the fault code.

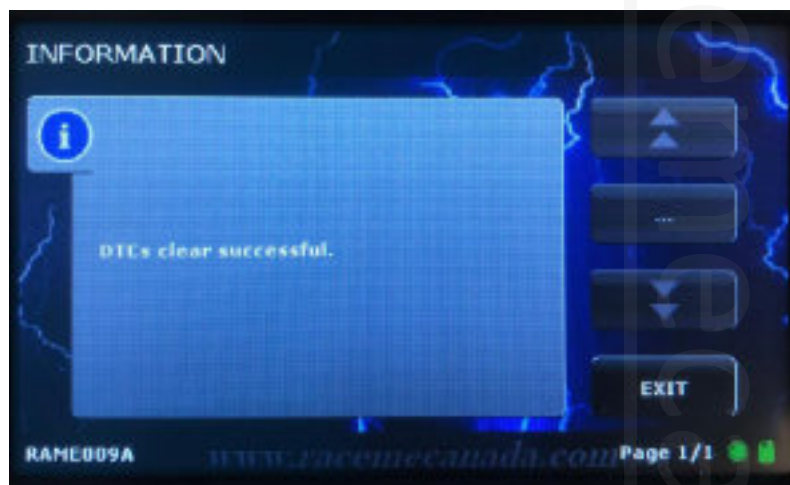


To clear the DTC's, the engine MUST be off with the ignition in the run position.

When the engine is off, select the yes to clear the trouble codes.



The Ultra will confirm the code clear with a successful message.



****Note****

The tuner will only shut off emission related codes as part of the tuning. All other engine codes remain operational in the manner they were before the tuner was installed. This means that if you have a code that is not emission related, the vehicle is telling you there is a problem.

Proper diagnostic procedures to remedy the problem are to be taken.



RaceME Canada
1 844 572 2363
www.racemecanada.com

Technical Support
tech@racemecanada.com

Sales
sales@racemecanada.com

Accounting, Shipping, General Inquiries
admin@racemecanada.com