




Woven Wire Mesh

Precision-woven filtration and separation solutions



1-2300 Mesh

Range

8+ Materials

SS, Brass, GI, Monel...


0.002 mm

Min Opening (2 micron)

3 Weave Types

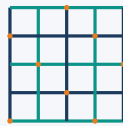
Plain, Twill, Dutch

WEAVE TYPES




Plain Weave

Each wire alternates over/under.
Most common for general filtration.



Twill Weave

Each wire passes over two, under two.
Finer mesh, higher strength.



Dutch Weave

Warp/weft use different diameters.
Tightest filtration down to 2 micron.

KEY APPLICATIONS

- Industrial Filtration — liquid & gas filtration, oil separation
- Screening & Sieving — mining, pharma, food processing
- Insect Screening — residential & commercial airflow protection
- Security & Fencing — machine guards, enclosures, panels
- Laboratory Testing — precision test sieves (ASTM, Tyler, BSS)

AVAILABLE MATERIALS

SS 304/304L	General purpose
SS 316/316L	Chemical/marine
SS 310	High temp
Brass	Non-sparking, EMI
Phosphor Bronze	Spring filtration
Copper	Thermal/electrical
Monel	Severe corrosion
Aluminium	Lightweight
GI	Cost-effective outdoor

ORDER TYPE

Ready Stock | Make to Order | Custom Specifications

STANDARD WIDTHS

600, 900, 1000, 1220, 1500, 2000 mm | Custom widths available



Standard material: SS 304, SS 304L, SS 316, SS 316L, SS 310. Ready stock in standard widths. Custom requirements manufactured to order.

COARSE & MEDIUM MESH (1-20) — 69 variants

Mesh	SWG	Wire mm	Open mm	Open %
1	-	3.00	22.40	77%
1	-	2.50	22.90	81%
2	-	3.00	9.70	58%
2	-	2.50	10.20	64%
2	14	2.00	10.70	70%
3	-	2.50	5.96	49%
3	14	2.00	6.46	58%
3	-	1.50	6.96	67%
4	14	2.00	4.35	46%
4	-	1.50	4.85	58%
4	18	1.20	5.15	65%
4	20	0.90	5.45	73%
5	14	2.00	3.08	36%
5	-	1.50	3.58	49%
5	18	1.20	3.88	58%
6	-	1.50	2.73	41%
6	18	1.20	3.03	51%
6	20	0.90	3.33	62%
8	-	1.50	1.67	27%
8	18	1.20	1.97	38%
8	19	1.00	2.17	46%
8	20	0.90	2.27	51%
8	21	0.80	2.37	55%
8	22	0.70	2.47	60%
8	23	0.60	2.57	65%
8	24	0.55	2.62	68%
8	25	0.50	2.67	70%
10	20	0.90	1.64	41%
10	21	0.80	1.74	46%
10	22	0.70	1.84	52%
10	23	0.60	1.94	58%
10	24	0.55	1.99	61%
10	25	0.50	2.04	64%
12	22	0.70	1.41	44%
12	23	0.60	1.51	51%
12	24	0.55	1.56	54%
12	25	0.50	1.61	58%
12	26	0.45	1.66	62%
14	24	0.55	1.26	48%
14	25	0.50	1.31	52%
14	26	0.45	1.36	56%
14	27	0.40	1.41	60%
16	23	0.60	0.98	38%
16	24	0.55	1.03	42%
16	25	0.50	1.08	46%
16	26	0.45	1.13	51%
16	27	0.40	1.18	55%
16	28	0.37	1.21	58%
16	30	0.30	1.28	65%
16	32	0.27	1.31	68%
16	33	0.25	1.33	70%
16	34	0.22	1.36	74%
18	24	0.55	0.86	37%
18	25	0.50	0.91	41%
18	26	0.45	0.96	46%
18	27	0.40	1.01	51%
18	28	0.37	1.04	54%
18	30	0.30	1.11	62%
18	32	0.27	1.14	65%
18	33	0.25	1.16	67%
20	24	0.55	0.72	32%
20	25	0.50	0.77	36%
20	26	0.45	0.82	41%
20	27	0.40	0.87	46%
20	28	0.37	0.90	50%
20	30	0.30	0.97	58%
20	32	0.27	1.00	62%
20	33	0.25	1.02	64%
20	36	0.19	1.08	72%

FINE & VERY FINE MESH (24-500) — 35 variants

Mesh	SWG	Wire mm	Open mm	Open %
24	27	0.40	0.65	38%
24	28	0.37	0.68	42%
24	30	0.30	0.75	51%
24	32	0.27	0.78	55%
30	28	0.37	0.47	31%
30	30	0.30	0.54	41%
30	32	0.27	0.57	46%
30	33	0.25	0.59	49%
30	34	0.22	0.62	54%
30	36	0.19	0.65	60%
36	33	0.25	0.45	41%
36	34	0.22	0.48	47%
36	36	0.19	0.51	53%
40	32	0.27	0.36	33%
40	33	0.25	0.38	36%
40	34	0.22	0.41	42%
40	36	0.19	0.44	49%
50	34	0.22	0.28	32%
50	36	0.19	0.31	39%
50	38	0.15	0.35	49%
60	36	0.19	0.23	30%
60	38	0.15	0.27	41%
80	40	0.12	0.19	38%
80	42	0.10	0.21	46%
100	42	0.10	0.15	36%
100	44	0.08	0.17	46%
120	44	0.08	0.13	38%
150	45	0.07	0.09	34%
150	46	0.06	0.10	41%
200	47	0.05	0.077	36%
250	48	0.04	0.061	36%
300	48	0.04	0.044	27%
325	-	0.035	0.043	30%
400	49	0.03	0.033	27%
500	50	0.025	0.025	25%



DUTCH & TWILL WEAVE — TECHNICAL SPECIFICATIONS

Manufactured in SS 304 and SS 316. Custom widths available.

Mesh Count	Warp mm	Weft mm	Weave	Micron	Thick mm	Porosity	ASTM um
12 x 64	0.60	0.41	PDW	250	1.44	66%	284
24 x 110	0.38	0.25	PDW	110	0.88	65%	137
30 x 150	0.22	0.17	PDW	90	0.55	66%	113
40 x 200	0.17	0.13	PDW	70	0.43	63%	85
50 x 250	0.13	0.11	PDW	55	0.35	65%	63
80 x 400	0.12	0.07	PDW	40	0.25	59%	50
100 x 600	0.14	0.04	PDW	25	0.33	45%	40
325 x 2300	0.03	0.02	TDW	2	0.10	36%	9
200 x 1400	0.07	0.04	TDW	5	0.15	36%	15
165 x 1400	0.07	0.04	TDW	10	0.15	37%	26
165 x 800	0.07	0.05	B-TDW	25	0.17	54%	30
200 x 600	0.05	0.04	B-TDW	30	0.15	62%	35
80 x 700	0.10	0.07	TDW	35	0.27	44%	42

PDW = Plain Dutch Weave **TDW** = Twill Dutch Weave **B-TDW** = Broad Twill Dutch Weave

SIEVE / MESH EQUIVALENCE ACROSS STANDARDS

Micron	ASTM Mesh	ASTM um	Tyler Mesh	Tyler um	BSS Mesh	BSS um
2400	8	2380	8	2362	7	2400
2000	10	2000	9	1981	8	2000
1400	14	1400	12	1397	12	1400
1000	18	1000	16	991	16	1000
850	20	841	20	833	18	850
700	25	707	24	701	22	710
500	35	500	32	495	300	500
350	45	354	42	351	44	355
250	60	250	60	246	60	250
150	100	149	100	147	100	150
100	140	105	150	104	150	105
75	200	74	200	74	200	75
50	270	53	270	53	300	53
45	325	44	325	43	360	45

STAINLESS STEEL — CHEMICAL COMPOSITION & MECHANICAL PROPERTIES

Grade	C	Cr	Ni	Mo	Tensile ksi	Yield ksi	Brinell
SS 304	0.08	18-20	8-12	-	85	35	150
SS 304L	0.03	18-20	8-12	-	60	30	140
SS 310	0.25	24-26	19-22	-	95	40	170
SS 316	0.08	16-18	10-14	2-3	85	35	150
SS 316L	0.03	16-18	10-14	2-3	78	30	145
SS 202	0.12	16-18	0.5-4	0.2	105	55	185



<p>1 40 Years of Expertise Est. 1986. Deep application knowledge across mining, pharma, food, chemical, construction.</p>	<p>2 Complete Product Range One vendor for all wire mesh products. 10,000+ SKUs across 7 product categories.</p>
<p>3 Pan-India Delivery 5 branches + 2 factories. Same-day dispatch. <24hr delivery to 80% of industrial India.</p>	<p>4 Ready Stock + MTO Standard items ex-stock. Custom specs with dedicated engineering support.</p>
<p>5 ISO 9001:2015 Certified Documented processes, in-house testing, full material traceability.</p>	<p>6 Technical Partnership Right spec for your application — reducing costly trial and error.</p>

Get in Touch

<p>Coimbatore (HQ) coimbatore@banaraswala.com +91 89258 07100</p>	<p>Mumbai mumbai@banaraswala.com +91 99876 16364</p>	<p>Chennai chennai@banaraswala.com +91 93612 73366</p>
<p>Ahmedabad ahmedabad@banaraswala.com +91 93767 31234</p>	<p>Hyderabad hyderabad@banaraswala.com +91 93915 85658</p>	 <small>Scan to contact us</small>

[Request a Quote](#) |
 [Technical Consultation](#) |
 [Request Samples](#)

www.banaraswala.com

ALSO FROM BWM: Welded Mesh | Vibrating Screen | Perforated Sheets | Expanded Metal | Chain Link Fencing

Visit www.banaraswala.com/products to download all product datasheets

woven to perfection