



## How To Check In To A Site

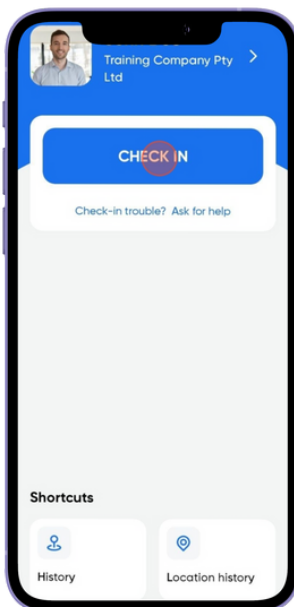
An easy to follow, visual guide on how to Check-In with Site360.

📞 1300 853 990

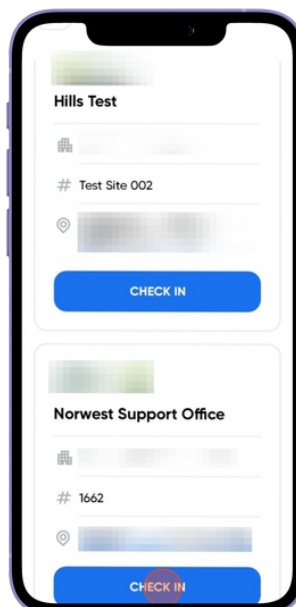
✉️ info@site360.io

🌐 www.site360.io

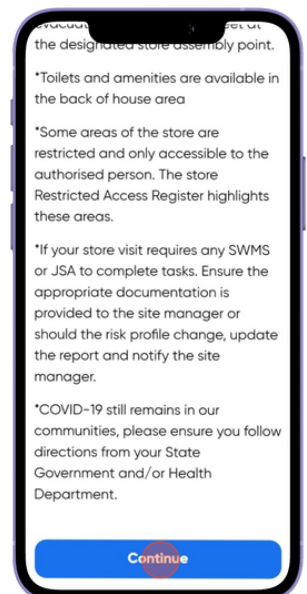
### 1. Click "Check In"



### 2. Find Your Site and Click "Check In"

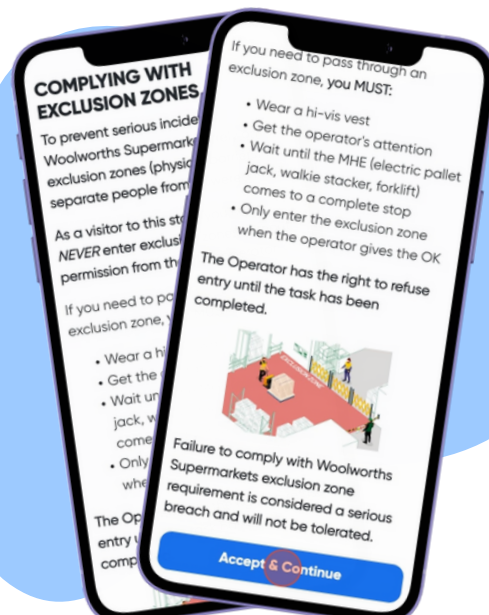


### 3. Read Conditions of Entry, Click "Continue"



### 4. Acknowledge Site Communications

Site communications may be anything the site needs you to be aware of and comply with, while on site.





# How To Check In To A Site

1300 853 990 info@site360.io www.site360.io

## 5. Complete Inductions

Read and complete any Site Specific or Company Inductions before checking in and entering a site.

3:17

< Induction

Please answer all the below questions.

**Police Check**

Reference Number \*

Date of check \*

Expiry of check \*

Upload Police Check Document \*

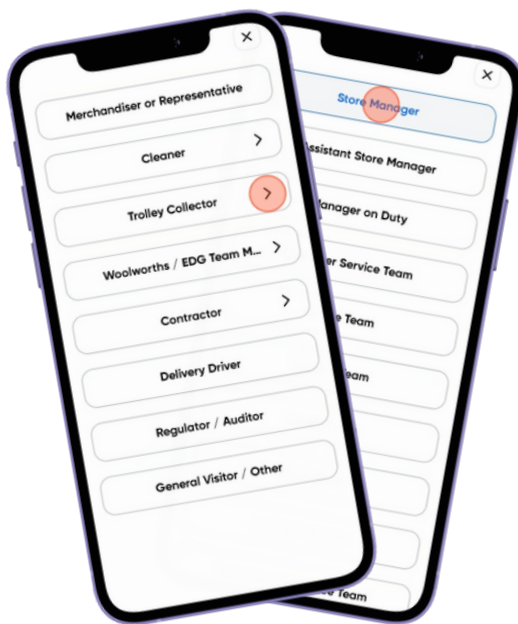
Upload

Were you a citizen or permanent resident of a country other than Australia after the age of 16? \*

☐ YES

☐ NO

Signature



## 6. Select Your Reason For Visit

What are you on site for and who are you here to see, during your visit?

**You're Checked In!**

