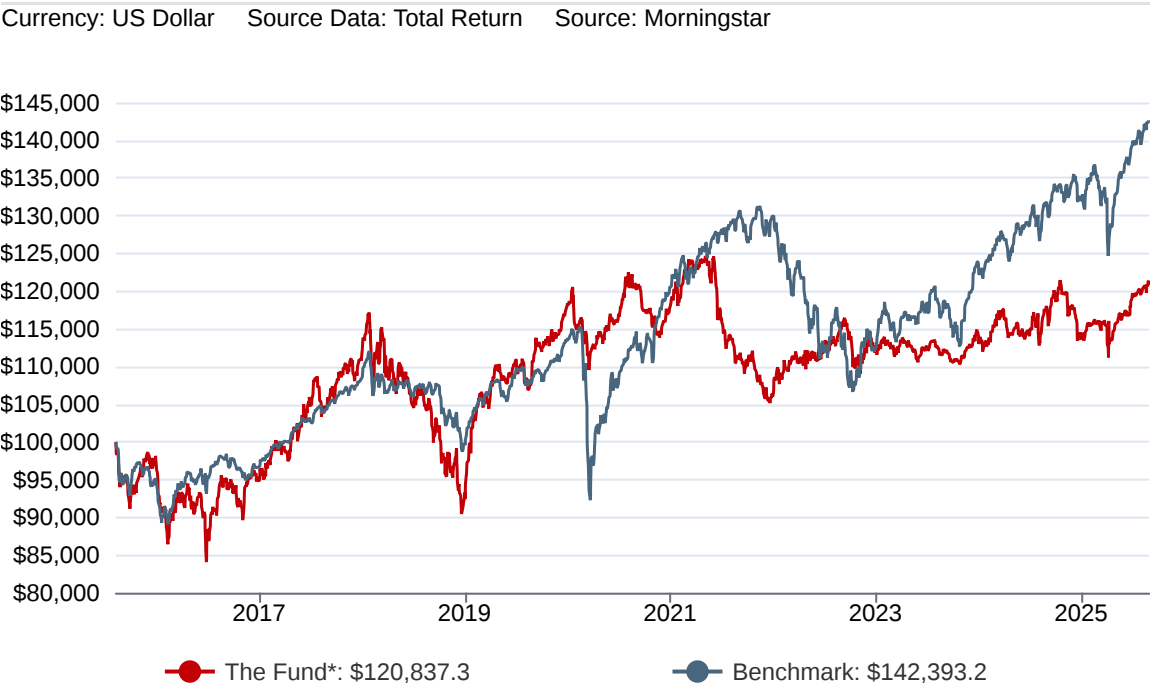


GENERAL FUND INFORMATION

Fund Inception Date	2015/08/10
Class Inception Date	2015/08/10
Sector / Peer Group	EAA Fund USD Flexible Allocation
Risk Rating	Moderate-Aggressive
Fund Size	\$ 9,672,052
Price (NAV per unit)	\$ 120.84
ISIN	IE000JQB4YL6
Initial Fee *	0.00%
Management Fee *	1.10%
Total Expense Ratio (TER) *	1.50%
Total Investment Charge (TIC) *	1.81%
Benchmark	EAA Fund USD Flexible Allocation
Type of Unit	Accumulation

* See "Fee Breakdown"

CUMULATIVE VALUE OF \$100'000 INVESTED AT INCEPTION



*NAV-NAV, net of retail class A fees, and with income reinvested on the reinvestment date. The investment performance is for illustrative purposes only and is calculated by taking the actual initial fees and all ongoing fees into account for the amount shown. Past performance is not indicative of future results.

INVESTMENT APPROACH

Our investment style is that of Growth at the Right Price (GARP). Our stock selection strategy focuses on companies with strong earnings growth, sustainable revenue streams and low borrowings, at reasonable price levels. By identifying companies that combine these features, we are able to achieve a secure balance between risk and growth. This meticulous, concentrated share selection process enables the Fund to be less correlated to the overall market.

THE FUND IS SUITABLE FOR INVESTORS WHO

- have a high risk profile with a long-term investment horizon
- seek full exposure to the offshore markets
- wish to allow the fund manager to have full discretion over the asset allocation of the funds



ROB SPANJAARD
B.COM
CHIEF INVESTMENT OFFICER & PORTFOLIO MANAGER



SIMON SYLVESTER
B.BUS (HONS)
HEAD OF RESEARCH & CO-PORTFOLIO MANAGER

FUND DESCRIPTION & OBJECTIVE

The Rezco Global Flexible Fund's emphasis is on active stock selection. The Fund aims to achieve long-term capital growth through investments in a portfolio of global asset classes by pursuing a global macro-economic strategy with a long-term investment horizon.

It does this by identifying and investing in a mix of investments based on the Investment Manager's assessment of macro economic and social trends, countries, sectors, individual companies and assets across the globe. The Fund strives for an optimal mix of equity and fixed income securities.

The Fund aims to provide investors with capital growth over the long term, and to achieve returns in excess of the EAA Fund USD Flexible Allocation. The Investment Manager does not make any guarantees concerning the capital or return of the Fund.

* For more information, please visit our website at: www.rezco.com

*FEE BREAKDOWN

Management Fee	1.10%
Performance Fee	0.00%
Other Costs	0.40%
Total Expense Ratio (TER) *	1.50%
Transaction Costs	0.31%
Total Investment Charge (TIC) *	1.81%

ANNUALISED PERFORMANCE

Data Point: Return	Currency: US Dollar	Source Data: Total Return			
	1 Year	3 Years	5 Years	10 Years	Since Inception
The Fund *	2.4	1.6	0.0	2.4	1.9
Benchmark	8.0	7.9	4.6	4.0	3.6

*Returns are net of class A fee. Past performance is not indicative of future results. Source: Rezco

CALENDAR YEAR PERFORMANCE

%	Return	Best Month	Worst Month
YTD	6.4	1.8	-0.4
2024	-0.9	2.7	-3.9
2023	2.1	1.9	-2.5
2022	5.9	2.4	-2.6
2021	-10.1	2.9	-5.1

Past performance is not indicative of future results. Source: Rezco

MONTHLY RETURNS

Currency: US Dollar	Source Data: Total, Monthly Return												
%	Jan	Feb	Mar	Apr	May	Jun	Jul	Aug	Sept	Oct	Nov	Dec	YTD
2025	1.7	0.3	-0.4	-0.2	1.5	1.8	0.7	0.8					6.4
2024	-1.7	2.7	1.6	-2.8	0.5	-0.5	2.4	0.8	1.8	-0.4	-1.2	-3.9	-0.9
2023	1.3	-1.0	0.9	0.0	-2.5	1.9	0.7	-1.2	-1.2	0.0	1.8	1.7	2.1
2022	2.4	1.7	0.4	1.0	-0.4	0.6	1.2	1.3	-0.7	-2.6	0.4	0.5	5.9

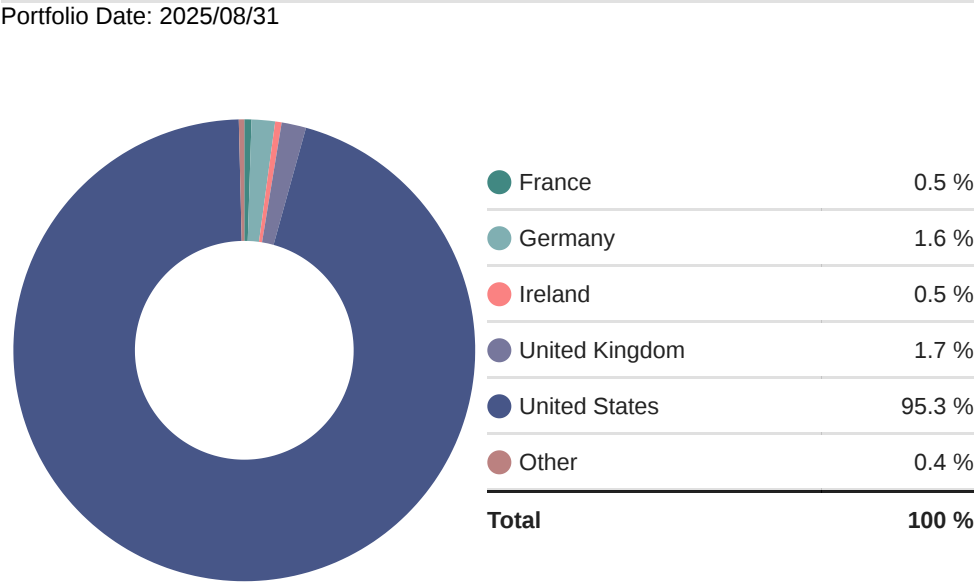
Returns are net of class A fee. Past performance is not indicative of future results. Source: Rezco

RISK MEASURES

Currency: US Dollar	Source Data: Total, Monthly Return			
	Std Dev	Sortino Ratio	Sharpe Ratio	Max Drawdown
The Fund	8.6	0.0	0.0	-10.4%
Benchmark	8.4	0.3	0.2	-13.9%

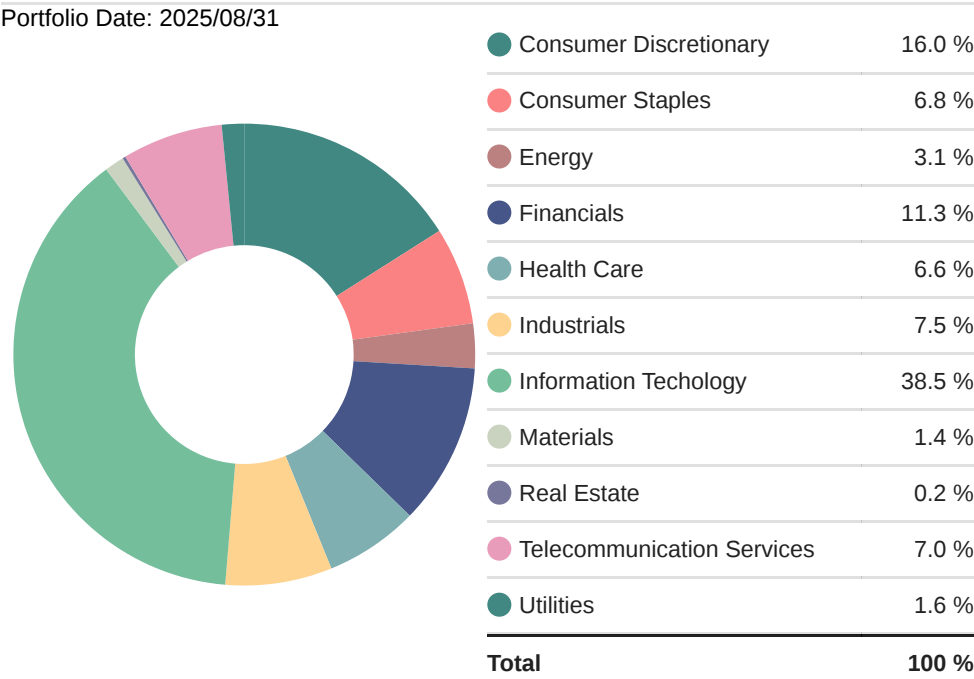
Source: Rezco

COUNTRY ALLOCATION



Subject to change. Source: Rezco

GICS SECTOR ALLOCATION (EQUITY ONLY)



Subject to change. Source: Rezco

ASSET ALLOCATION

	Total
Equity*	57.0
Bonds	32.4
Money Market	10.7
Listed Properties	0.0
Derivatives	0.0
Commodities	0.0
Total	100.0

Subject to change. Source: Rezco

OFFSHORE EQUITY EXPOSURE

	Total
Equity	57.0
Hedges	0.0
Effective Exposure	57.0

*For more information, please contact Rezco Asset Management. Subject to change. Source: Rezco

TOP HOLDINGS

Portfolio Date: 2025/08/31	% of Fund
US Gov Bonds (0 - 3 yrs)	29.5
NVIDIA Corp	5.2
Amazon.com Inc	3.8
Apple Inc	3.4
Microsoft Corp	3.4
EU Gov Bonds (0 - 3 yrs)	2.9
Broadcom Inc	2.4
Tesla Inc	2.1
Alphabet Inc - Class A	1.6
Alphabet Inc - Class C	1.5

Subject to change. Source: Rezco

IMPORTANT INFORMATION

PRESCIENT GLOBAL FUNDS ICAV, ("ICAV")

The Rezco Global Flexible Fund is a sub-fund of the ICAV, having its registered office at 35 Merion Square East, Dublin 2, D02 KH30, Ireland.

Management Company:

Prescient Fund Services (Ireland) Ltd ("Manager")
35 Merion Square East Dublin 2 D02 KH30
Ireland (+353 1 2 446320)

Depositary:

Northern Trust Fiduciary
Services (Ireland) Limited
Georges Court
54 - 62 Townsend Street
Dublin 2, Ireland

Representative Office:

Prescient Management Company (RF) (Pty) Ltd
Prescient House, Westlake Business Park
Otto Close, Westlake, 7945
Cape Town (+27 800 111 899)

South African Distributor:

Rezco Collective Investment Ltd
146 Main Road, Walmer
Port Elizabeth (+27 41 581 1525)

The Investment Manager:

Rezco Asset Management (Pty) Ltd
146 Main Road, Walmer
Port Elizabeth (+27 41 581 1525)

Secretary:

Northern Trust International
Fund Administration Services (Ireland) Limited
Georges Court
54 - 62 Townsend Street
Dublin 2, Ireland

*The ICAV and the Manager are both authorised and regulated in Ireland by the Central Bank of Ireland

GENERAL DISCLAIMER

Unit trusts are medium to long term investments. The value of units may go up as well as down, and past performance is not necessarily a guide to the future. General information about the Investment Manager and its products and services is provided by the Investment Manager. Actual annual figures are available to the investor on request. No guarantees about the suitability or potential value of any information or particular investment source are given. The information in this document does not constitute any form of advice. Nothing contained in the content of this fact sheet constitutes a solicitation, recommendation, endorsement or offer, but shall merely be deemed to be an invitation to do business. A CIS may be closed to new investors in order for it to be managed more efficiently in accordance with its mandate. A registered financial advisor should be consulted prior to taking any investment decision. In order to obtain additional information, the investor should refer to the Prospectus and Key Investor Information Document (KIID) which is available on Prescient's ("Manager") website at www.prescient.ie

The Rezco Global Flexible Fund is registered and approved under section 65 of the Collective Investment Schemes Control Act 45 of 2002

FUND SPECIFIC RISKS

Unit trusts are not guaranteed investments. There are risks that are attached to investing, especially if an investor does not take into consideration the recommended time period to remain invested.

Particular risks that an investor may be exposed to as a result of the foreign component of the Fund include: liquidity, macro-economic, political, foreign exchange, tax, settlement and potential limitations on availability of market information.

UNIT PRICES & RELATED INFORMATION

Unit trusts are traded at ruling prices and may engage in borrowing. Unit trusts are not normally taxed as traders but this cannot be guaranteed. Performance has been calculated using net NAV to NAV numbers with income reinvested. The performance for each period shown reflects the return for investors who have been fully invested for that period. Individual investor performance may differ as a result of initial fees, the actual investment date, the date of reinvestments and dividend withholding tax. Full performance calculations are available from the manager on request. A CIS may be closed to new investors in order for it to be managed more efficiently in accordance with its mandate. The Fund is valued at 17h00 (New York Time) each business day as per the Prospectus, and the cut-off time for submission of transactions is at 10h00 (Irish Time). Prices are calculated and published on each business day in the prescribed manner. Prices will also be made available on request. The Fund is an accumulation fund; no dividends or distributions will be declared or paid.

FEES

A schedule of fees, charges and maximum commissions is available on request from the Manager.

Rezco has never charged initial fees.

Introduced to enhance transparency for investors, the Total Expense Ratio (TER) is a standardised method of displaying charges against a portfolio. TER is calculated by taking into account particular expenses incurred by a fund as a percentage of the fund's net asset value (NAV). These expenses include the management fee that a manager charges, performance fees (if any) and other costs (e.g. fund's bank charges, audit fees, custodian and trustee fees). A higher TER does not necessarily imply a poor return, nor does a low TER imply a high return. The TER is an annualised figure calculated over a 3-year period.

Per European regulation, a performance fee is not a component of the on-going charge of the Rezco Global Flexible Fund for purposes of disclosure on the mandated KIID. From 1 May 2020, no performance fee is applicable in respect of the Fund. Information about the performance fee component prior to 1 May 2020 can be provided on request.

The Total Investor Charge (TIC) is the sum of the TER and transaction costs. Transaction costs (TCs) are the costs incurred in trading (buying or selling) the underlying assets of a fund. TCs are calculated in respect of the 3 years ended 31 August 2025.

Therefore:

TER = Investment Management Fee + Other Costs

TIC = TER + Transaction Costs

GLOSSARY

- Annualised performance: the average return per year over the period
- Maximum drawdown: the largest peak to trough decline during a specific period.
- Sortino ratio: measures the risk-adjusted return by taking the excess return over the risk-free rate divided by the downside deviation. It measures the "bad" volatility. A large Sortino ratio indicates there is a low probability of a large loss.
- Volatility: the amount by which the performance fluctuates over a given period.
- Risk profile: a measure of the volatility of the fund. A "low" rating indicates less volatility (lower end of the risk scale) with potentially lower returns (rewards). A "high" rating indicates more volatility (the upper end of the risk scale) with potentially higher returns (rewards).