



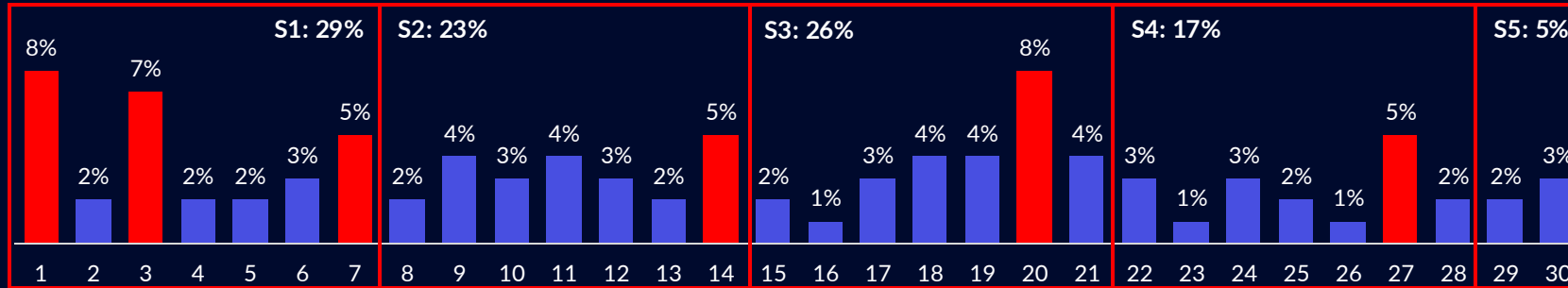
Monthly Report

USA CARGO THEFT

JUNE 2025

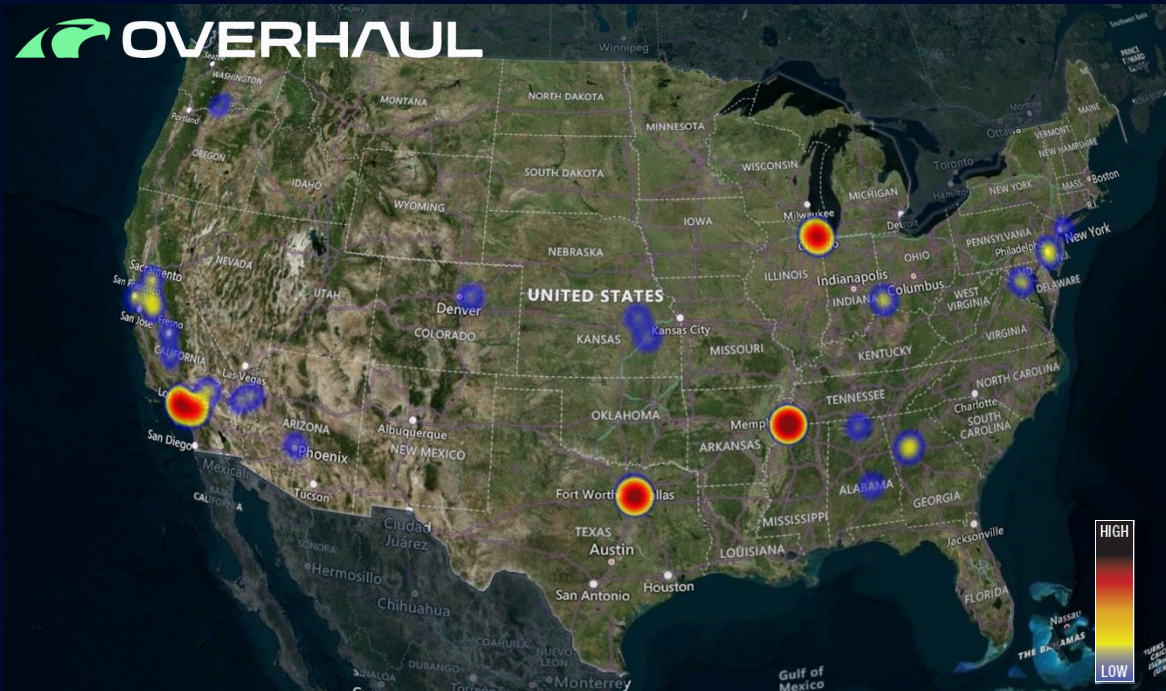
USA CARGO THEFT – JUNE 2025

MONTHLY TRENDS BY DAY

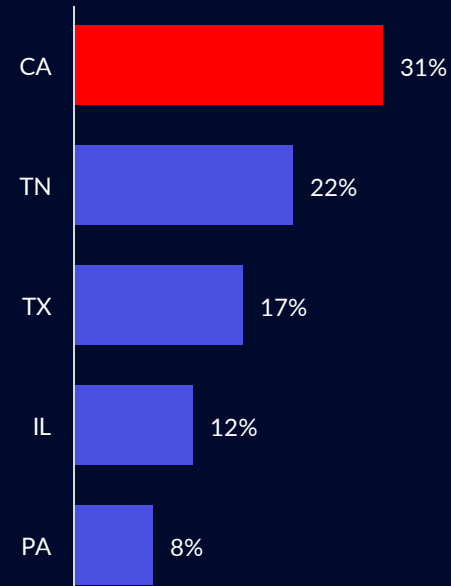


June marked the close of the first half of the year and the beginning of a season traditionally associated with heightened economic and logistical activity. This shift brings elevated risk to freight operations, as increased shipping volumes coincide with greater exposure to cargo theft.

During the month, cargo theft levels remained generally steady, with a few notable spikes occurring within the first three weeks. Incident reports declined toward the end of June, suggesting a temporary easing in activity, though risks remain elevated due to continued supply chain pressures.



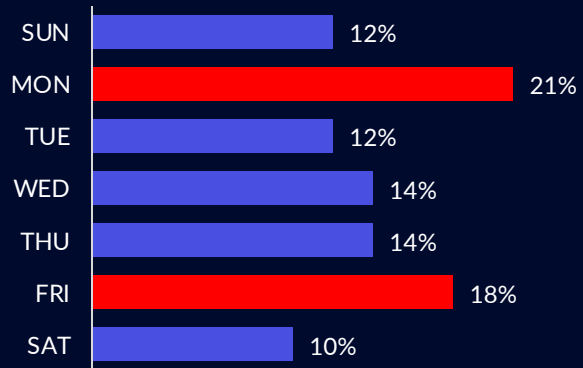
TOP 5 STATES




The top five states with the highest number of reported incidents remained largely consistent with May. California continued to lead as the primary hotspot, followed by Tennessee, Texas, Illinois, and Pennsylvania, with this last state overtaking Georgia for fifth place. In Pennsylvania, Philadelphia emerged as the most affected area, where unattended loads parked near or just outside logistics hubs while awaiting appointments have become increasingly vulnerable to overnight pilferage. Overhaul has identified this as a key risk pattern requiring immediate attention from carriers and shippers operating in and around these zones.

USA CARGO THEFT - JUNE 2025

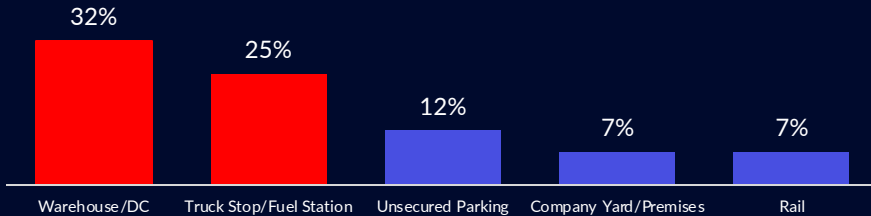
DAY OF THE WEEK



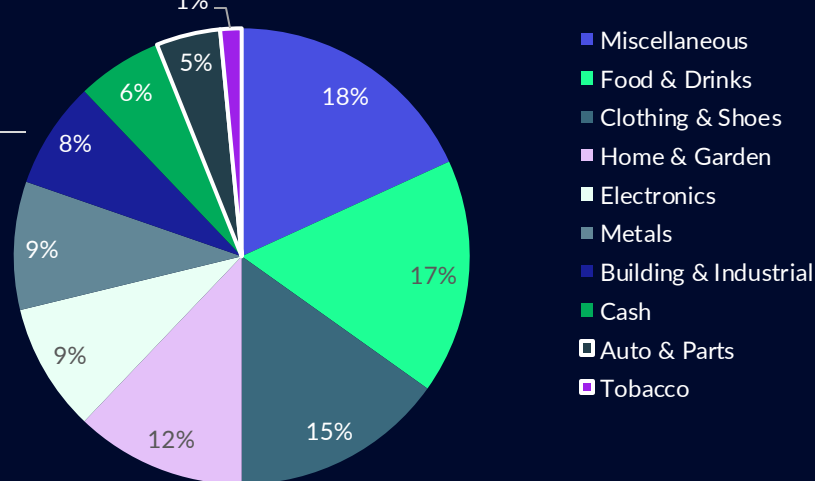
TIME OF DAY



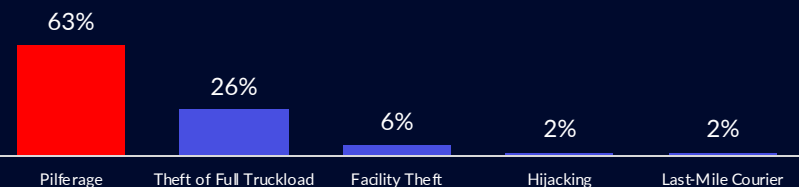
TOP 5 LOCATIONS



PRODUCT TYPES



TOP 5 EVENT TYPES



In June, cargo theft incidents showed a more balanced distribution across the week, with notable peaks on Monday and Friday. This marks a shift from May's pattern, where thefts were concentrated midweek (Wednesday to Friday). The spread suggests that criminal groups are adjusting their operations to follow less predictable schedules.

Unlike the previous month, no specific time of day stood out in June. Thefts occurred almost equally during the Night (00:00-06:00), Morning (06:00-12:00), and Afternoon (12:00-18:00), each representing roughly 26% of all incidents. This indicates that shipments are at consistent risk throughout the day, requiring continuous vigilance.

Pilferage was the leading method of theft, involved in over 50% of cases. The most common locations remained warehouses/distribution centers and truck stops, reinforcing their status as high-risk zones.

In terms of targeted goods, Miscellaneous cargo ranked highest, followed closely by Food and Beverages. Electronics, which had consistently been among the most stolen product types, dropped to fifth place, signaling a broader shift in criminal focus toward opportunistic, high-turnover goods.