



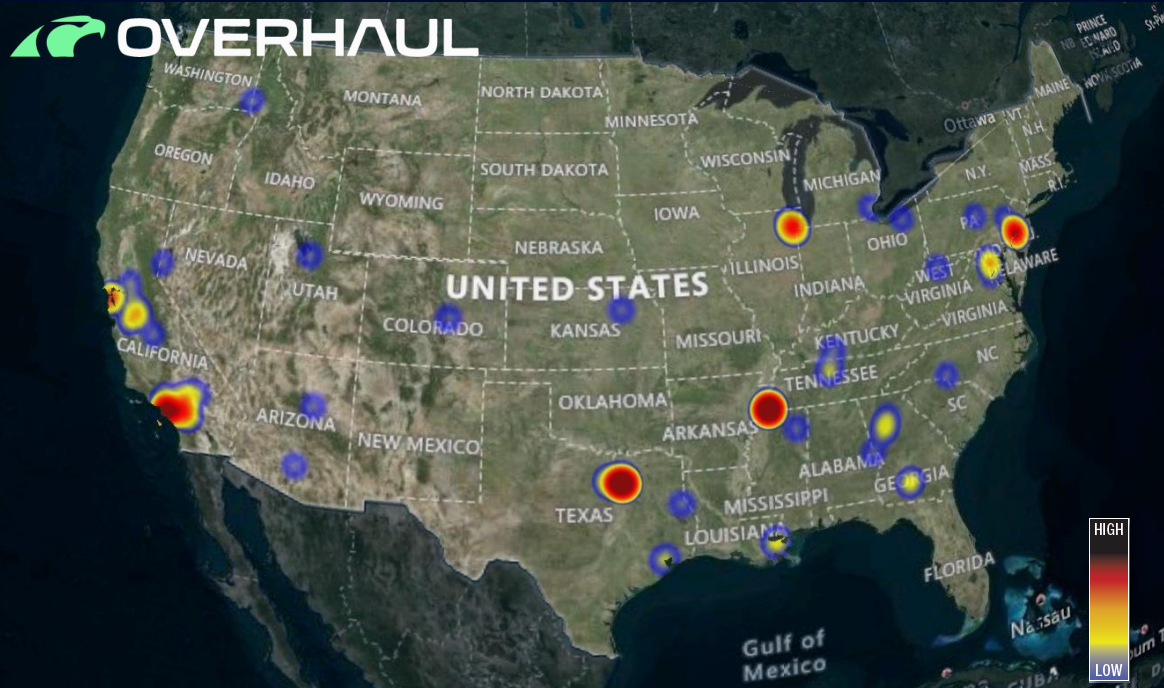
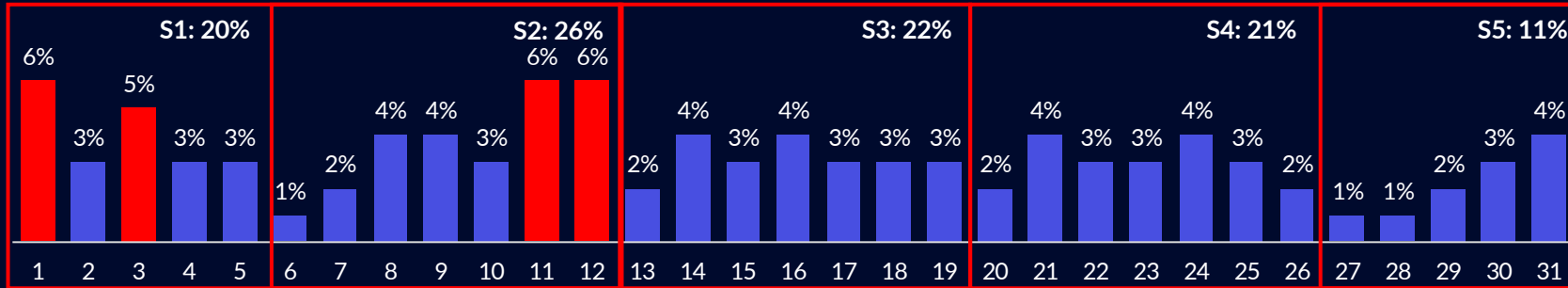
Monthly Report

USA CARGO THEFT

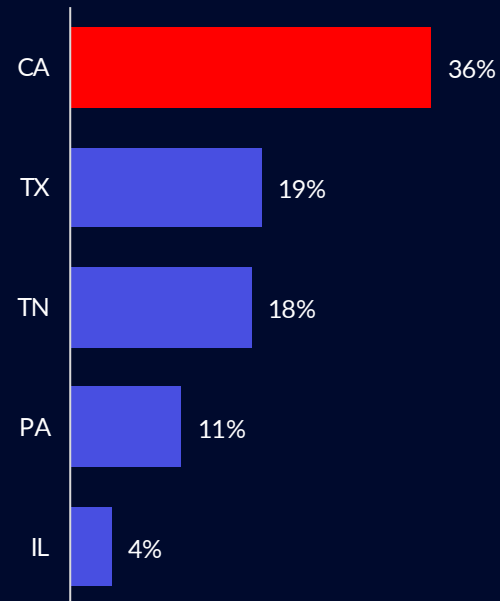
JULY 2025

USA CARGO THEFT - JULY 2025

MONTHLY TREND BY DAY



TOP 5 STATES

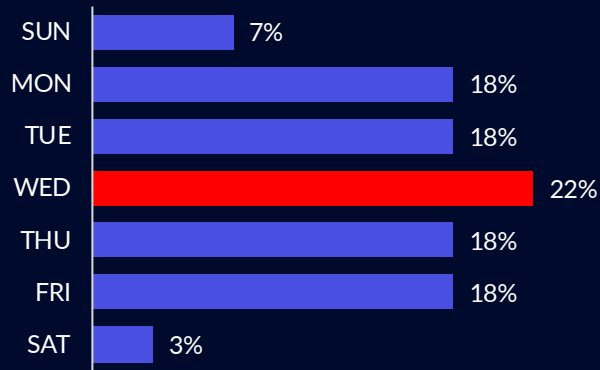


July marks the beginning of the second half of the year, a period that has historically recorded the highest risk for logistics operations due to the onset of peak seasons in various industries, notably Electronics, Parcel Services, and Clothing and Shoes. The first half of 2025 saw an increase in theft incidents compared to the first half of 2024, and this trend is expected to continue into the second half of 2025. In July, theft incidents were evenly distributed over the first three weeks, with a slight decrease in the last week, suggesting a temporary easing in activity. However, the risk remains high due to ongoing supply chain pressures and increased shipping volumes.

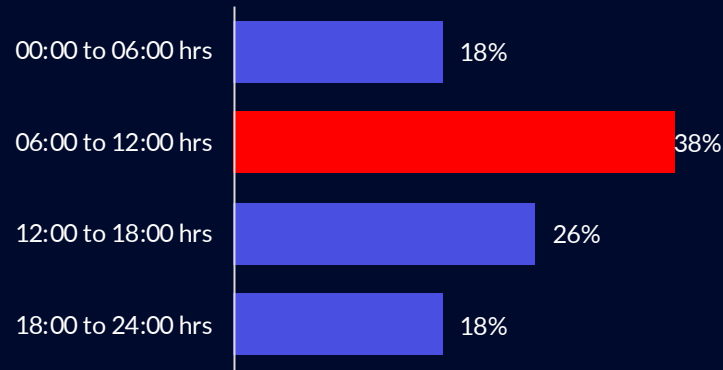
Geographically, California continues to be the primary hotspot, but it is now joined in the top five by Texas, Tennessee, Pennsylvania, and Illinois. This four states have been consistently in the top five since 2024. In these states, urban areas close to major logistics hubs have become particularly vulnerable. For instance, areas around shipping facilities and warehouses have seen a notable increase in cargo theft, highlighting the need for enhanced security measures and proactive risk management strategies during this high-risk period.

USA CARGO THEFT - JULY 2025

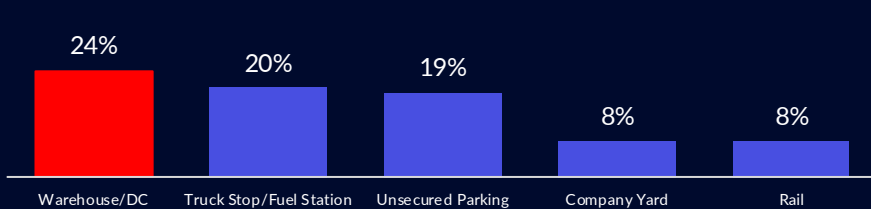
DAY OF THE WEEK



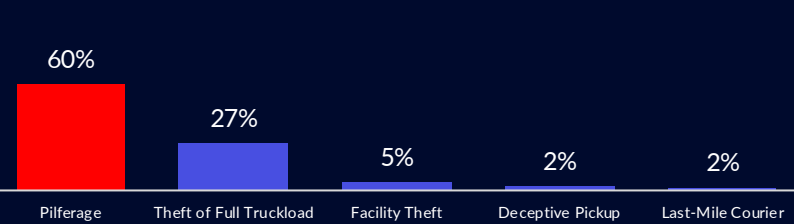
TIME OF DAY



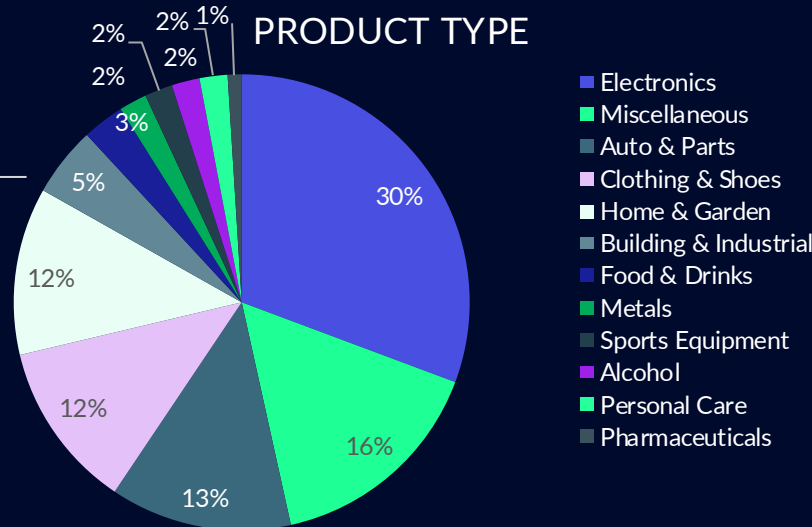
TOP 5 LOCATION



TOP 5 TYPE OF EVENT



PRODUCT TYPE



In July 2025, cargo theft incidents showed a more evenly distributed pattern from Monday to Friday, with a notable peak occurring on Wednesday. This deviation from the more constant daily distribution observed earlier in the year suggests a shift in criminal activity patterns.

Unlike previous months, the morning hours from 06:00 to 12:00 experienced a higher frequency of thefts, marking one of the few occasions this year when a specific time frame faced increased vulnerability. This shift indicates that thieves may be exploiting operational patterns such as the arrival of goods or reduced staffing during early operations.

Pilferage was the predominant method of theft, accounting for 60% of incidents, indicating an increase from earlier in the year. Theft of full truckloads also rose to 27%, highlighting a significant threat to unsecured or inadequately supervised vehicles, particularly during early morning operations when fewer personnel are present.

Electronics regained the top spot as the most stolen product type in July 2025, followed by miscellaneous goods, auto parts, and clothing and shoes.