



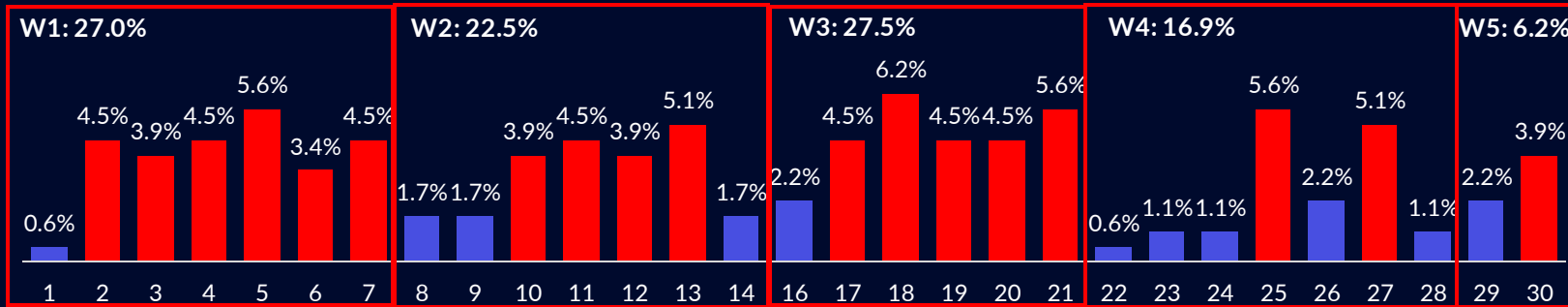
Monthly Report

# MEXICO CARGO THEFT

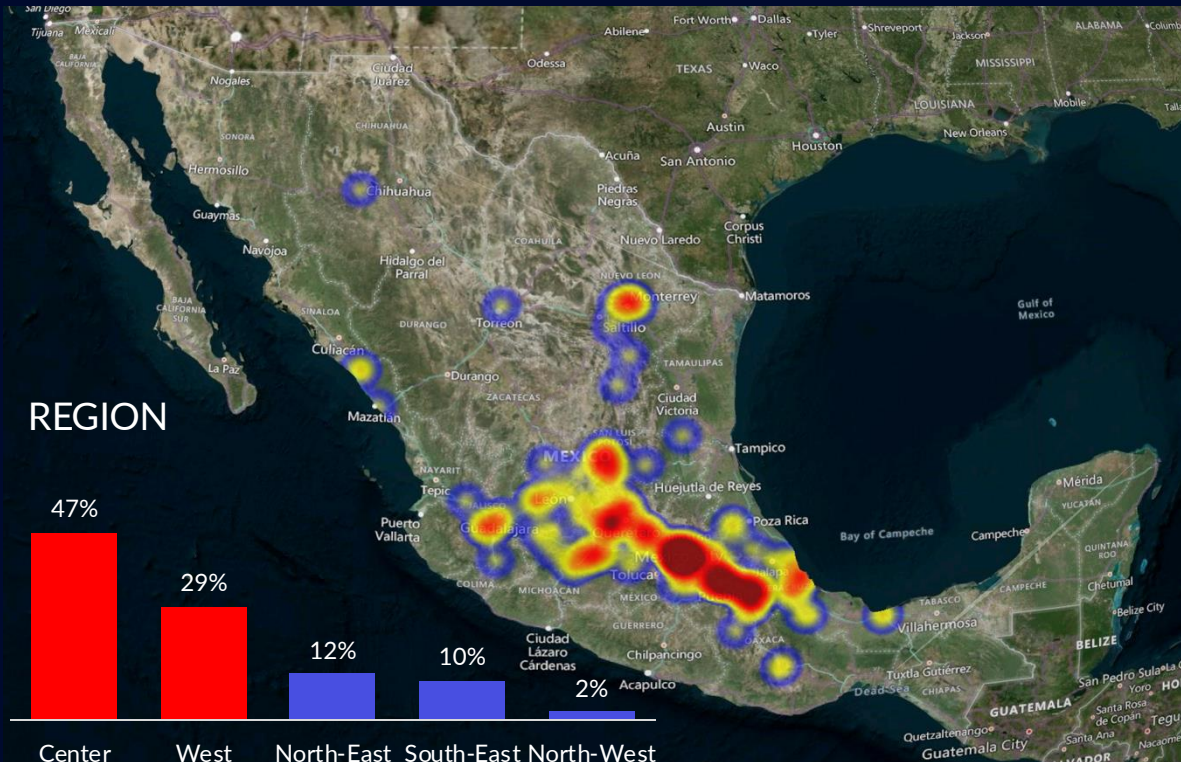
JUNE 2025

# MEXICO CARGO THEFT - JUNE 2025

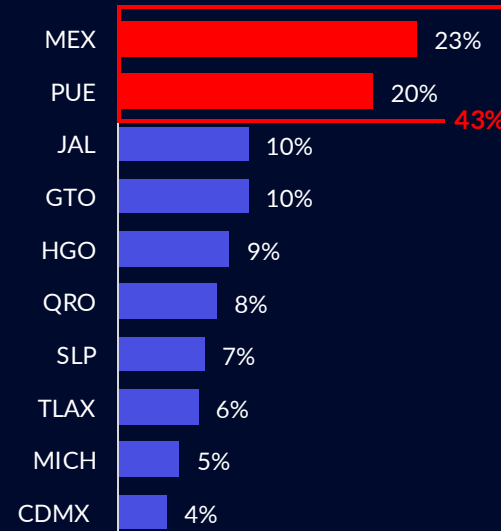
## TRENDS BY DAY OF THE MONTH



Crimes were evenly distributed throughout the majority of June, with the greatest criminal activity occurring during the first three weeks.



## TOP 10 STATES



47% of the cargo theft crimes were concentrated in the Central region, followed by the West region, with 29%.

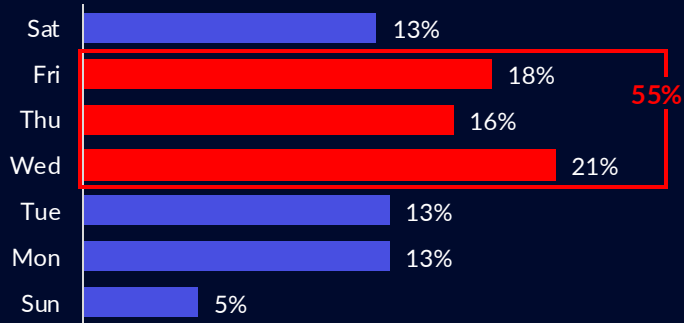
43% of cargo theft events occurred in two entities: State of Mexico (23%) and Puebla (20%).

The States of Mexico and Puebla have historically held the top two positions.

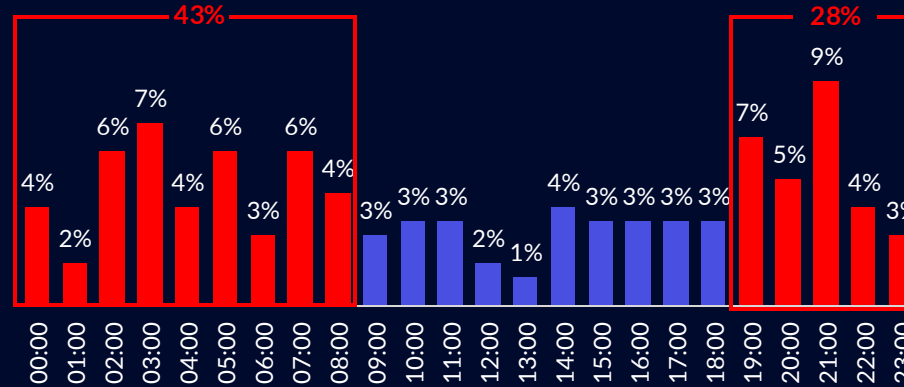
**Note:** If a date is not included it is because there were no records on that date. If the graphs vary slightly, it is due to decimals.

# MEXICO CARGO THEFT - JUNE 2025


DAY OF THE WEEK



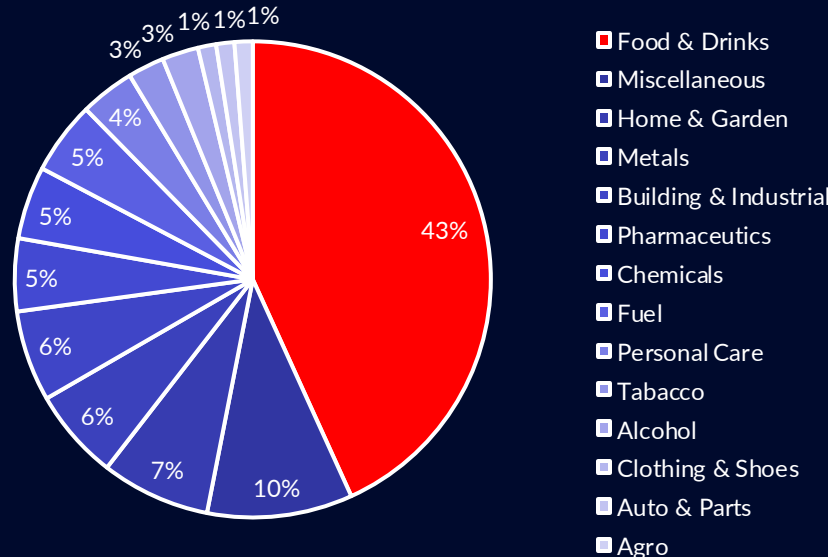
HOUR



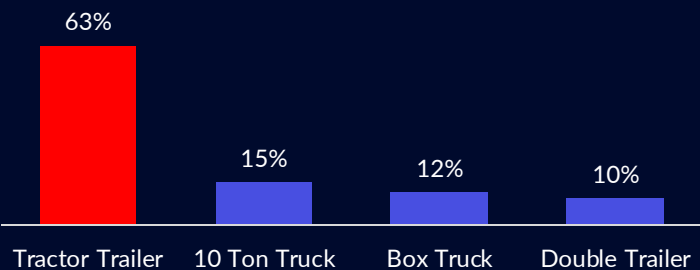
LOCATION



PRODUCT TYPE



TYPE OF CARGO UNIT



55% of the incidence of cargo theft occurred from Wednesday to Friday.

The greatest risk for the movement of goods occurred at night. During the month of June 2025, 71% of thefts occurred between 19:00 and 08:00 hrs.

The main mode of operation used by criminals was the interception of cargo units while in motion (56.7%), followed by the theft of units while parked (41.6%), mainly in high-risk areas such as cachimbas and huachicoleras.

The most stolen units were heavy vehicles such as tractor-trailers (63%), followed by medium and small units such as 10-ton trucks (15%) and box trucks (12%).

The main targets of criminals were the Food & Drinks (43%), Miscellaneous (10%), Home & Garden (7%), Metals (6%), and Building & Industrial (6%) sectors.