



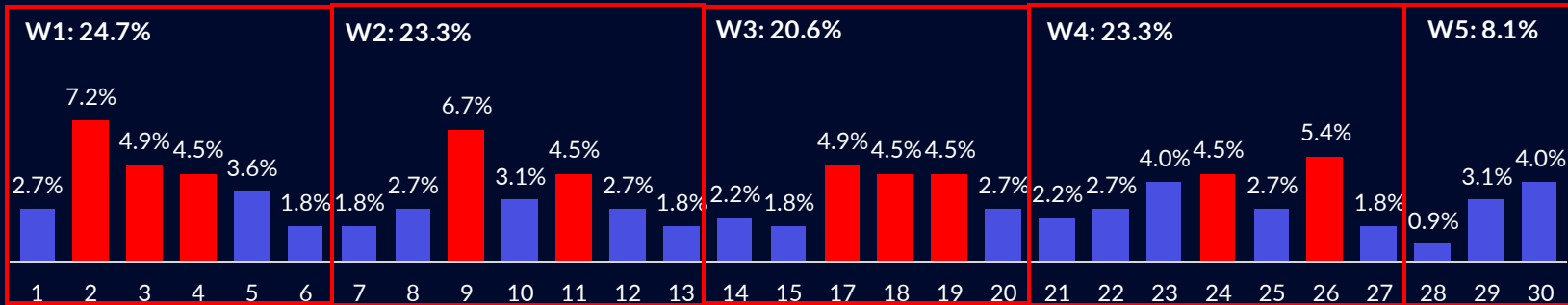
Monthly Report

MEXICO CARGO THEFT

SEPTEMBER 2025

MEXICO CARGO THEFT - SEPTEMBER 2025

TRENDS BY DAY OF THE MONTH



Crimes were distributed evenly throughout September, with the highest level of criminal activity occurring during the first week.

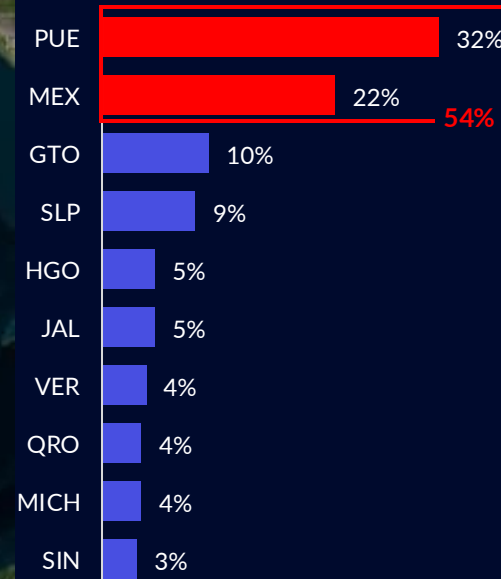
45% of cargo theft crimes were concentrated in the Central region, followed by the Bajío region, with 29%.

54% of cargo theft events occurred in two states: Puebla (32%) and the State of Mexico (22%).

The States of Mexico and Puebla have historically held the top two positions.



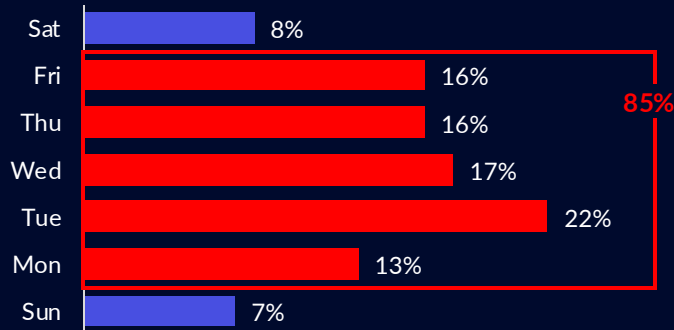
TOP 10 STATES



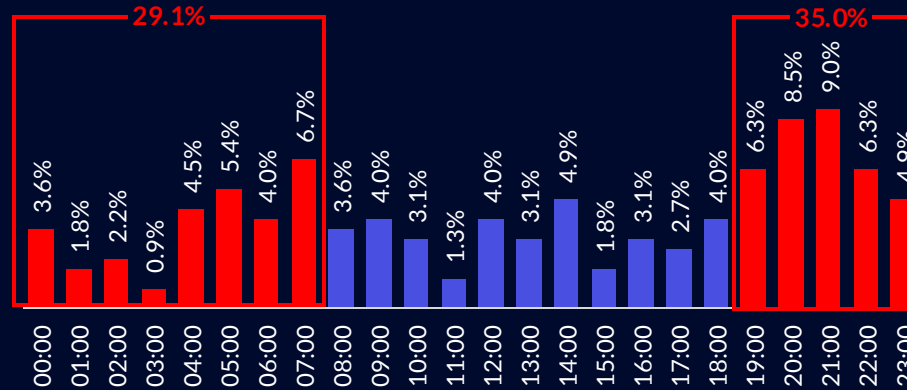
Note: If a date is not included it is because there were no records on that date. If the graphs vary slightly, it is due to decimals.

MEXICO CARGO THEFT - SEPTEMBER 2025

DAY OF THE WEEK



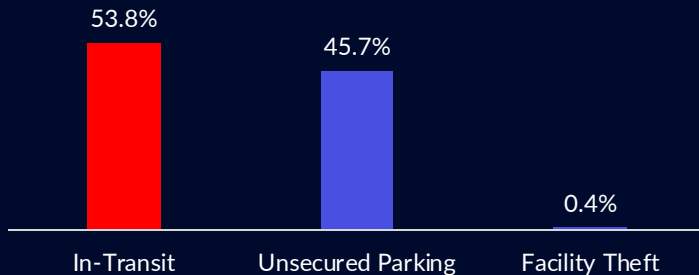
HOUR



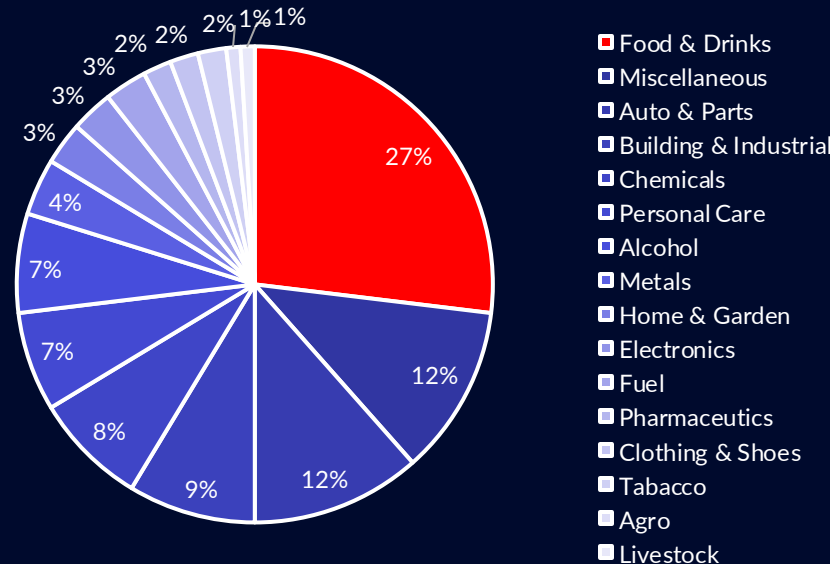
85% of cargo theft incidents occurred from Monday to Friday, with peaks on Tuesdays and Fridays.

The greatest risk for the movement of goods occurred at night. During the month of September 2025, 64.1% occurred between 7PM and 7AM.

LOCATION



PRODUCT TYPE



The main mode of operation used by criminals was the interception of cargo units while in motion (53.8%), followed by the theft of units while parked (45.7%), mainly in high-risk areas such as cachimbas and huachicoleras.

The most stolen units were heavy vehicles such as tractor-trailers (53%) and double-trailer units (7%), followed by small and medium units such as box trucks (27%) and 10-ton trucks (13%).

The main targets of criminals were Food & Drinks (27%), Miscellaneous (12%), Auto & Parts (12%) and Building & Industrial (9%).

TYPE OF CARGO UNIT

