



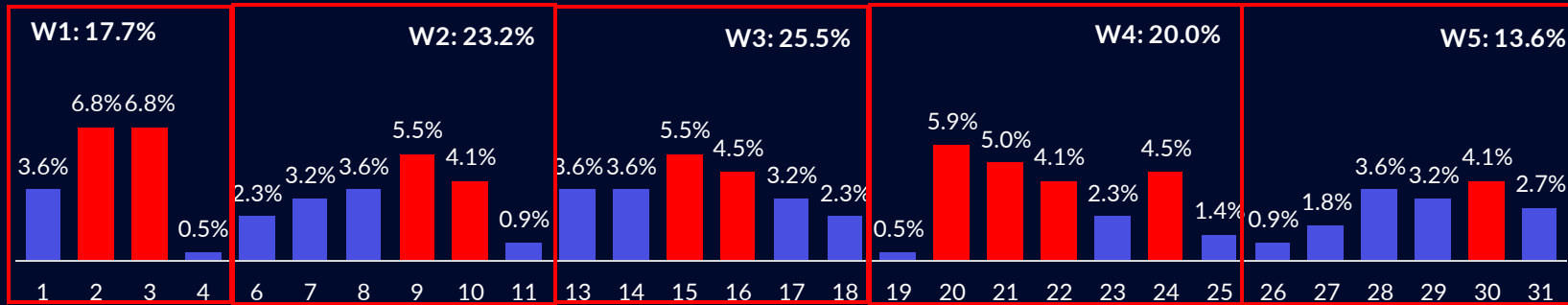
Monthly Report

# MEXICO CARGO THEFT

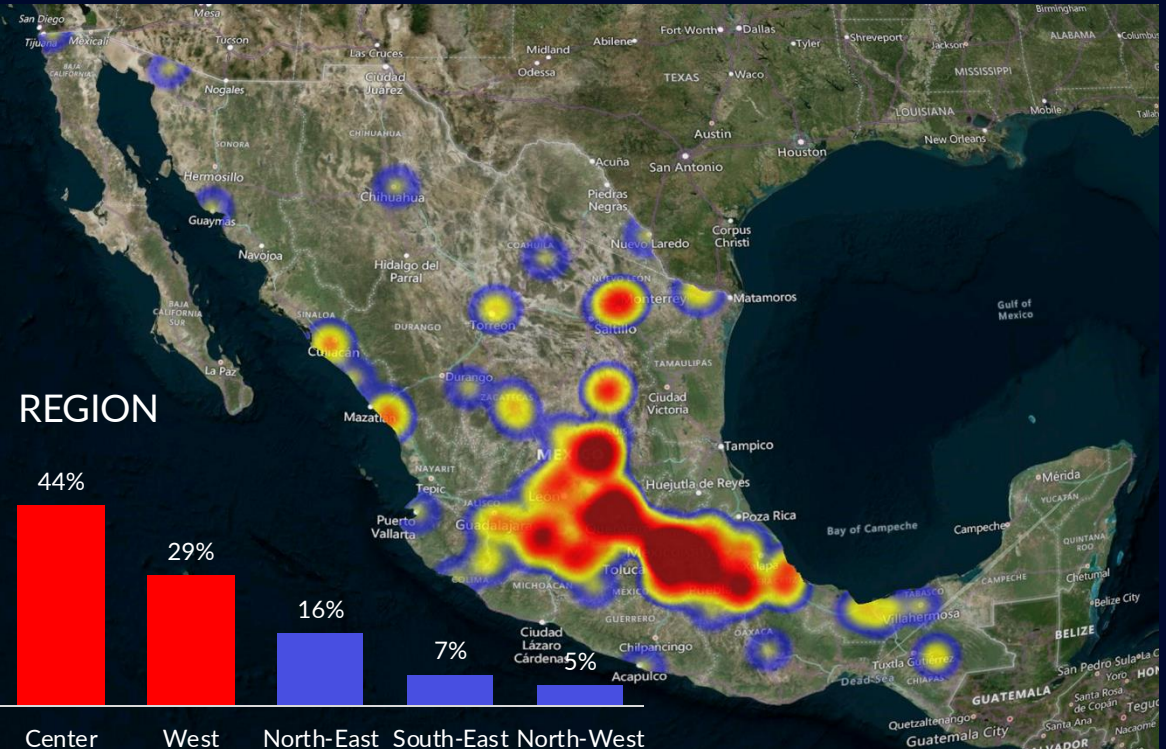
OCTOBER 2025

# MEXICO CARGO THEFT - OCTOBER 2025

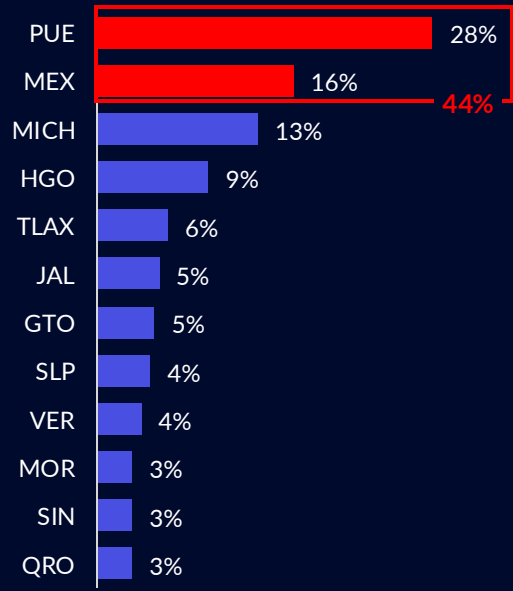
## TRENDS BY DAY OF THE MONTH



Crimes were distributed evenly throughout October, with the highest level of criminal activity occurring during the second, third and fourth weeks.



## TOP 10 STATES



44 of cargo theft crimes were concentrated in the Central region, followed by the Bajío region, with 29%.

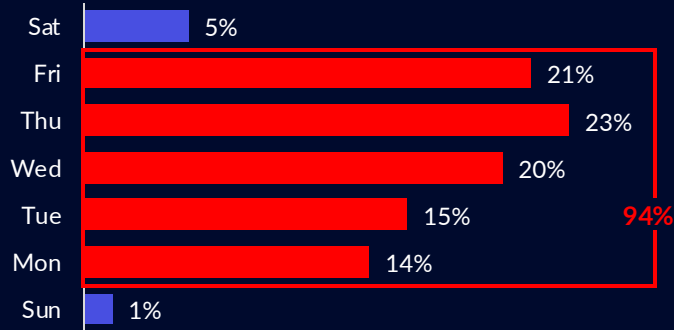
44% of cargo theft events occurred in two states: Puebla (28%) and the State of Mexico (16%).

The States of Mexico and Puebla have historically held the top two positions.

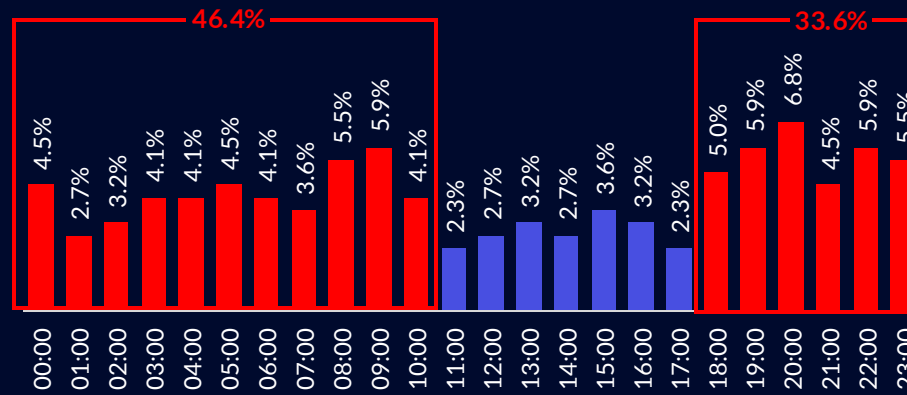
**Note:** If a date is not included it is because there were no records on that date. If the graphs vary slightly, it is due to decimals.

# MEXICO CARGO THEFT - OCTOBER 2025

DAY OF THE WEEK



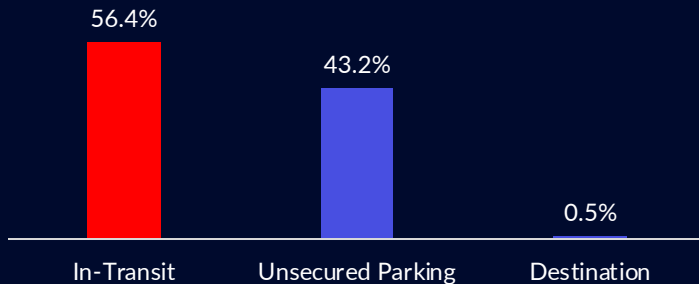
HOUR



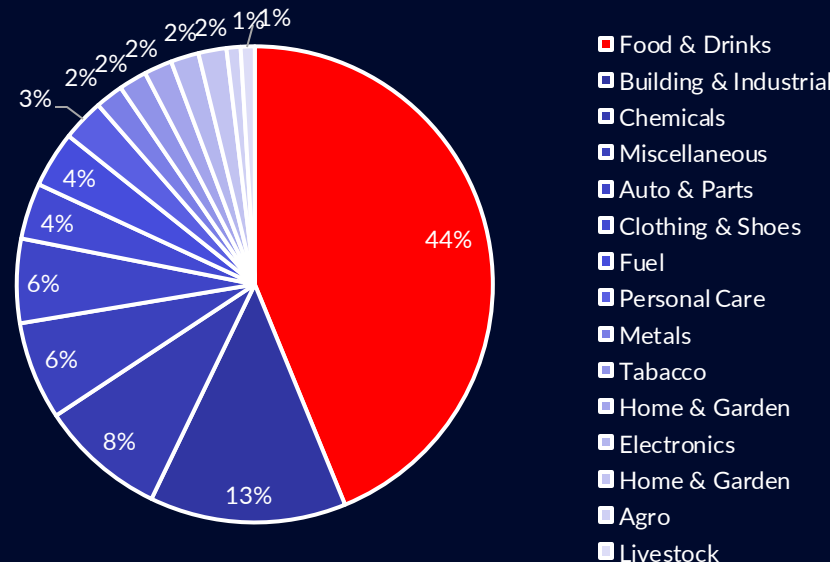
94% of cargo theft incidents occurred from Monday to Friday, with peaks on Wednesday to Fridays.

The greatest risk for the movement of goods occurred at night. During the month of October 2025, 80% occurred between 6PM and 10AM.

LOCATION



PRODUCT TYPE



The main mode of operation used by criminals was the interception of cargo units while in motion (56.4%), followed by the theft of units while parked (43.2%), mainly in high-risk areas such as cachimbas and huachicolas.

The most stolen units were heavy vehicles such as tractor-trailers (55%) and double-trailer units (6%), followed by small and medium units such as box trucks (22%) and 10-ton trucks (18%).

The main targets of criminals were Food & Drinks (44%), Building & Industrial (13%), Chemicals (8%), Miscellaneous (6%), and Auto & Parts (6%).

TYPE OF CARGO UNIT

