



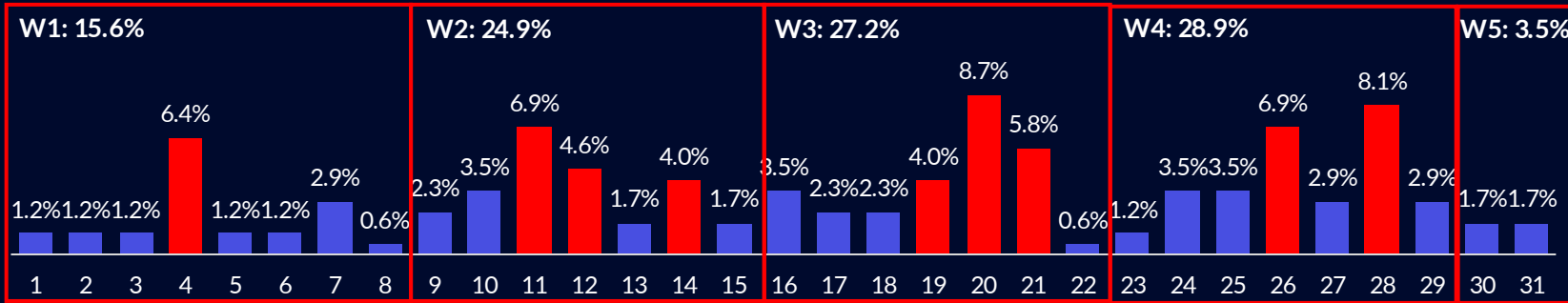
Monthly Report

# MEXICO CARGO THEFT

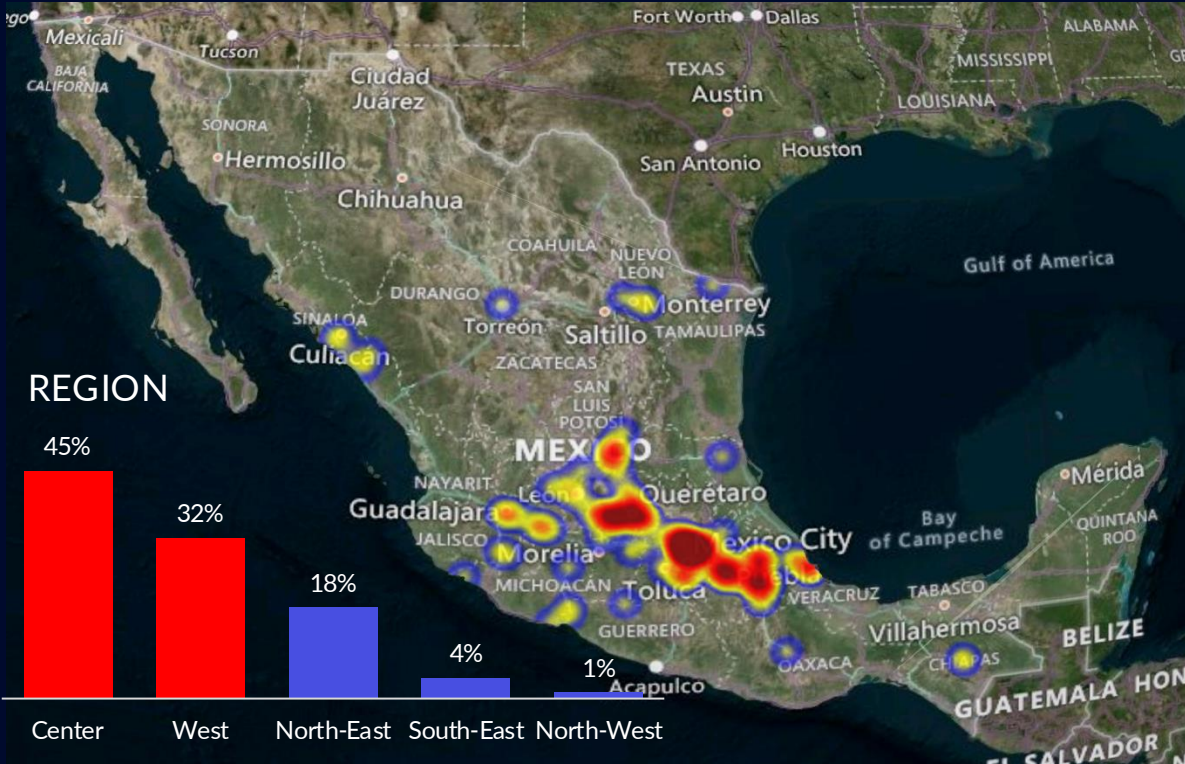
MARCH 2025

# MEXICO CARGO THEFT-MARCH 2025

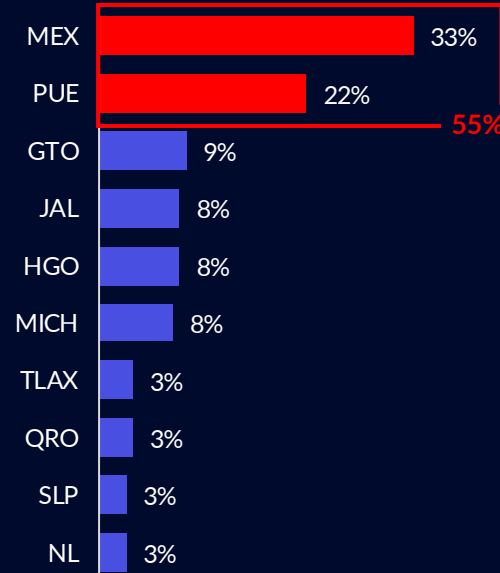
## TRENDS BY DAY OF THE MONTH



Crimes were evenly distributed throughout the month, showing peaks between the 11th and 14th with 17.3%, 19th to 21st with 18.5%, and 26th to 28th with 17.9%.



## TOP 10 STATES



45% of cargo theft crimes were concentrated in the Central region, followed by the Bajío region, with 32%.

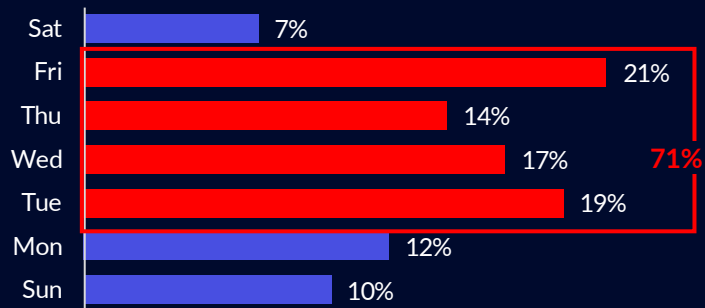
55% of cargo theft occurred in two entities: State of Mexico (33%) and Puebla (22%).

The States of Mexico and Puebla historically hold the top two positions.

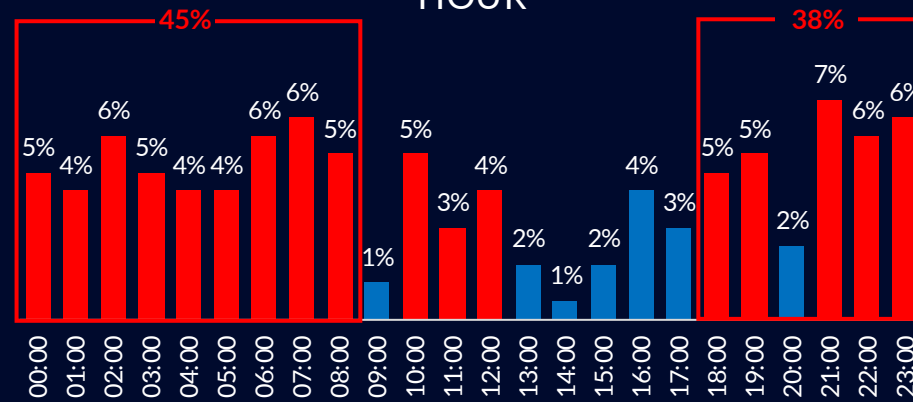
**Note:** If a date is not included it is because there were no records on that date. If the graphs vary slightly, it is due to decimals.

# MEXICO CARGO THEFT - MARCH 2025

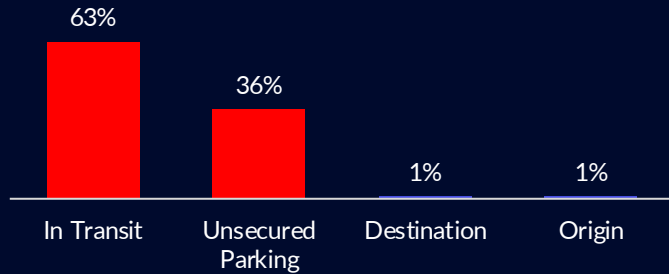
DAY OF THE WEEK



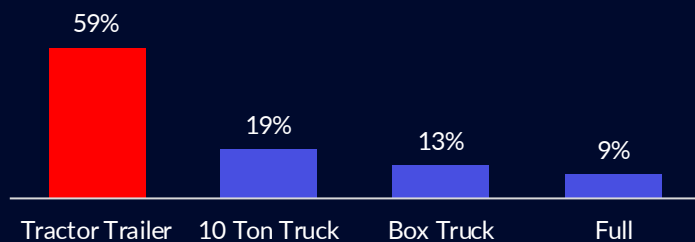
HOUR



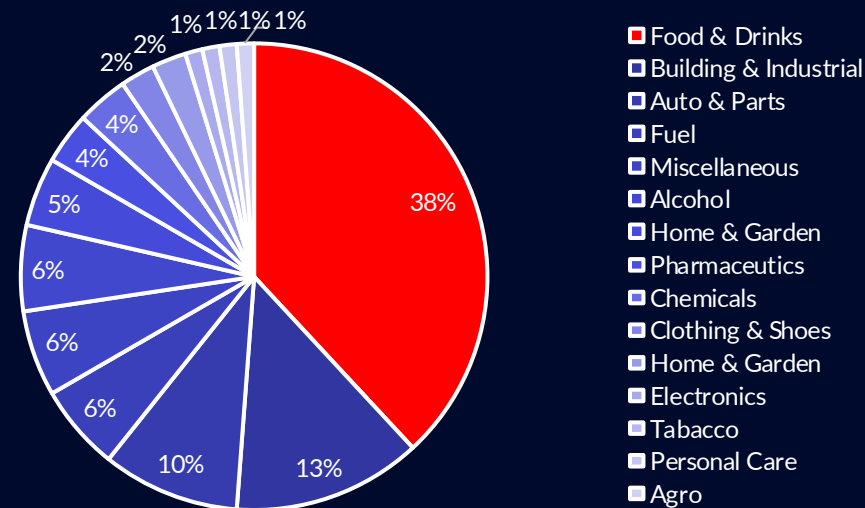
LOCATION



TYPE OF CARGO UNIT



PRODUCT TYPE



71% of the incidence of cargo theft occurred from Tuesday to Friday.

The greatest risk for the movement of goods occurred at night. During the month of March 2025, 76% occurred between 6PM-8AM.

The main mode of operation used by criminals was the interception of cargo units while in motion (63%), followed by the theft of units while parked (36%), mainly in high-risk areas such as cachimbas and huachicolas.

The most stolen units were heavy vehicles such as tractor-trailers (59%) and double-trailer units (9%), followed by medium and small units such as tortons (19%) and boxtrucks (13%).

The main targets of criminals were the Food & Drinks (38%), Building & Industrial (13%) and Auto & Parts (10%) sectors.