

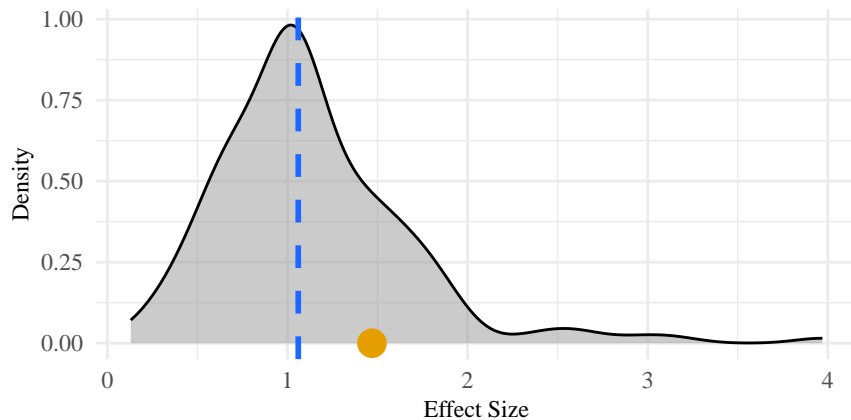
LASSO ASSESSMENT REPORT



ISI General Physics with Algebra II taught by Peter Wojcik in Fall 2025 measured with the Conceptual Survey of Electricity and Magnetism

Time	Participation Rate	Number in Course	Completed	Mean	Standard Deviation
Pre	69 %	29	20	34.38	20.85
Post	41 %	29	12	65.11	20.98

Your Course Compared To Other Courses



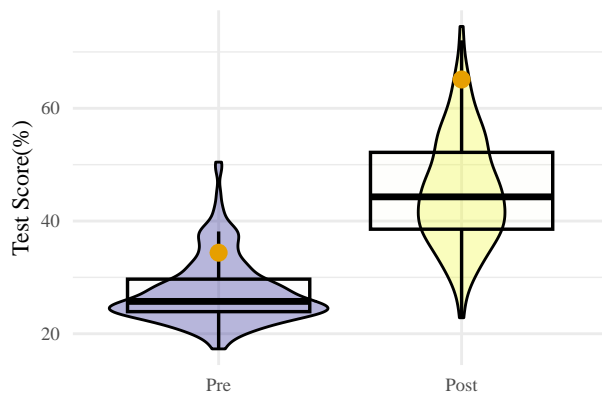
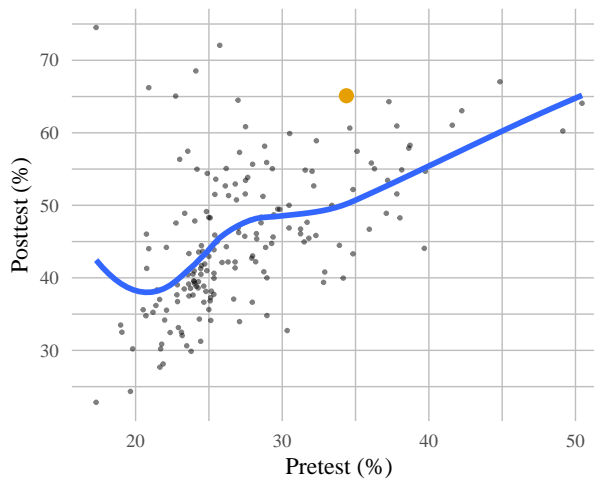
Number matched: 12

Effect Size: 1.43

The density plot shows the distribution of how effective other courses using the same instrument on LASSO were and the gold point shows how effective this course was.

Pre and Post Scores with Fit Line for 173 Courses

The scatter plot shows the average pre- and post-test scores from other courses that used the same instrument. The blue fit line represents the average gain. This course's scores are represented by the large gold point. The course's position informs the effectiveness of this course compared to those in the LASSO database.



These triple plots show density, box, and scatter plots for the other courses that used this instrument on LASSO. The gold point for this course informs how the mean pre and post test scores in this course compared to the medians, quartiles, and outliers for all available courses.



Supported by the National Science Foundation awards 1525338, 1928596, & 2141847.

IOWA STATE UNIVERSITY



<https://lassoeducation.org/>

LASSO ASSESSMENT REPORT

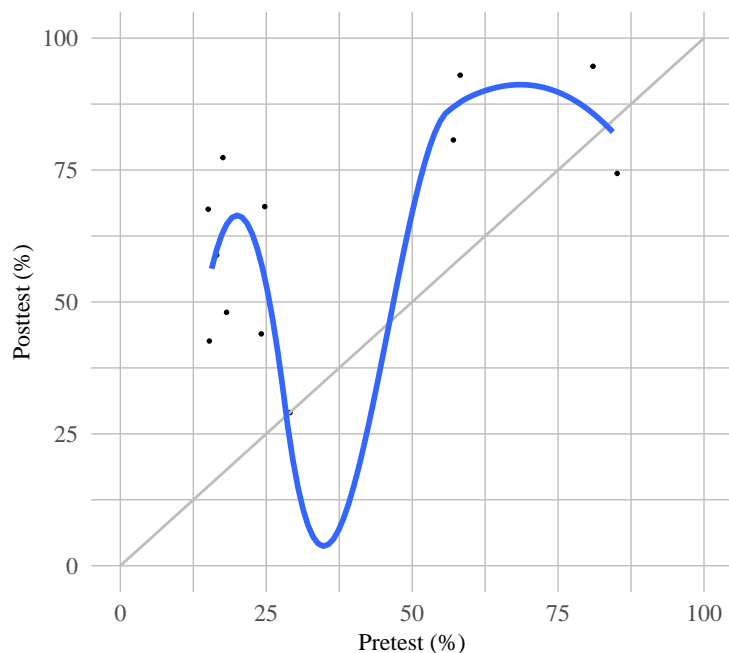


ISI General Physics with Algebra II taught by Peter Wojcik in Fall 2025 measured with the Conceptual Survey of Electricity and Magnetism

Time	Participation Rate	Number in Course	Completed	Mean	Standard Deviation
Pre	69 %	29	20	34.38	20.85
Post	41 %	29	12	65.11	20.98

Course Plots

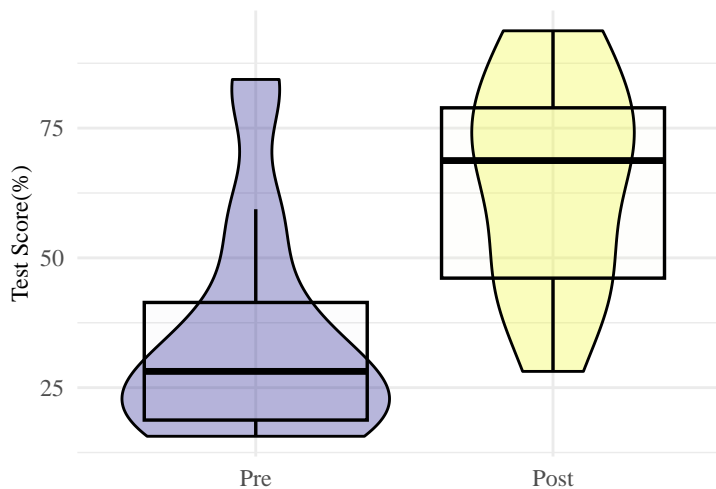
Students' Pre and Post Scores with Fit Line



The fit line indicates the typical gain on the instrument for a student with a given pre test score.

Score Distributions

The triple plots show the distribution of student pre- and post test scores in this course.



Filtering: The data was filtered to remove students who took less than 5 minutes or completed less than 80% of the test items.



Supported by the National Science Foundation awards 1525338, 1928596, & 2141847.

IOWA STATE UNIVERSITY



<https://lassoeducation.org/>