



VANTAGE™

SMOOTH FIBERGLASS

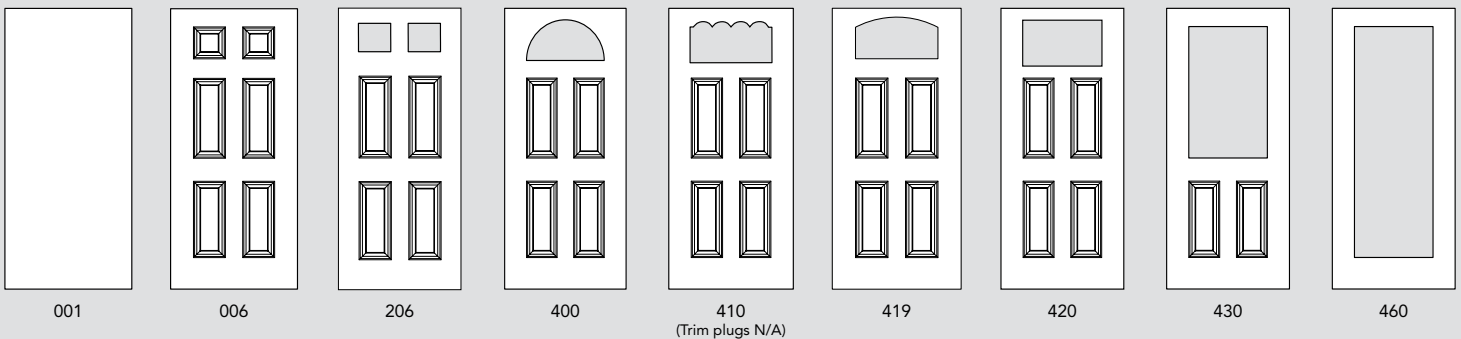
FEATURES

- Smooth fiberglass door slab
- Prehung in a 4⁹/₁₆" full wood frame with brickmold
- Energy-efficient weatherstripping
- Regular duty hinges
- ZAI™ threshold with manually-adjustable riser and screw cap covers
- Fixed bottom sweep
- Door has 20-year limited warranty and 5-year finish warranty



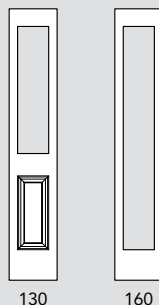
FRENCH DOORS

DOOR STYLES




Available Sizes (Custom Sizes Not Available)	
Entry Doors	32 x 80 36 x 80
Sidelites	12 x 80 14 x 80
Patio Doors	(Full Size Only) 64 x 80 72 x 80 96 x 80 108 x 80

SIDELITES

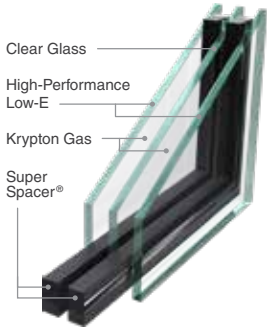


TRANSOMS

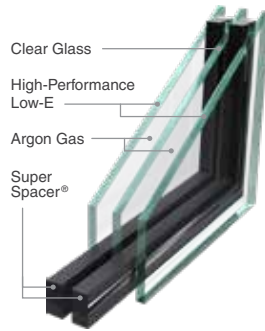


Most of our entry systems meet ENERGY STAR® qualifying criteria. Sidelites installed alone do not meet ENERGY STAR qualifying criteria. See entryLINK for details.

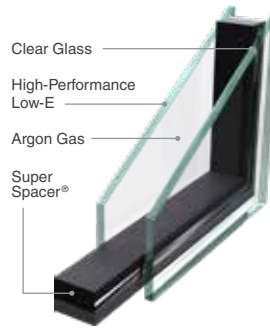
COMFORTECH™ GLAZING SYSTEM OPTIONS



**TLK
TLK-UV**



**TLA
TLA-UV**



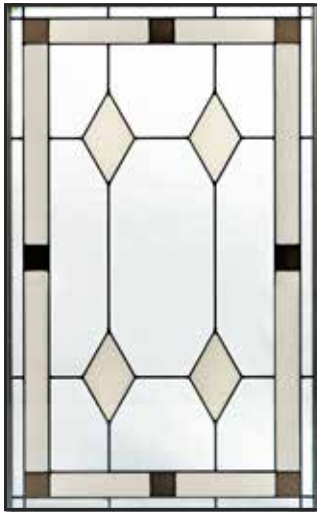
**DLA
DLA-UV**



DC

GLASS OPTIONS

VINTAGE ART GLASS



Available in 400, 419, 420, 430, 460, 130 and 160 styles. Available with Clear, Obscure, Gluechip, Taffeta and Chinchilla privacy glass.

INTERNAL GRIDS



Contoured

Flat

INTERNAL BLINDS



White Blinds available in 430, 460, 130 and 160 styles. Colored Blinds available in 430 and 460 styles.

PRIVACY



All privacy glass options available.

PAINT, GRID, AND CLADDING COLORS

Snow Mist	Coal Black
Café Cream	Sterling Gray
Eggshell	Geneva Blue
Toasted Coconut	Enzian Blue
Sandpiper Beige	Deep Waters
Sandstone	Forest Green
Clay	Evergreen
Tudor Brown	Autumn Red
Rustic Bronze	Mountain Berry
Nightfall	Vallis Red

Always refer to our color selector for accurate color representation.

Trending paint colors also available.


HARDWARE AND ACCESSORY OPTIONS

Available in Bright Brass, Antique Brass, Satin Brass, Satin Nickel, Oil Rubbed Bronze and Black.

EMTEK®



SCHLAGE®



See entryLINK for additional hardware options and accessory availability.

ADDITIONAL OPTIONS



**20-GAUGE
SECURITY PLATE**



**HEAVY-DUTY BALL
BEARING HINGES**




FRAMESAVER®



**PERMATECH™
COMPOSITE FRAME
& BRICKMOLD**



FUSIONFRAME™



**ALUMINUM PRE-FIT
CLADDING**

ALSO AVAILABLE

- Contrasting colors
- ADA compliant threshold
- Bronze Z-AC threshold
- Finished casing

See entryLINK for all available options.



P-MK-07305-26 11/25 ©2026 ProVia