

Formative Assessment

Part 2: Tools You Can Use and When to Use Them

Let's Take a Poll...

Question: What is formative assessment?

- (A) A way to collect data about what students know and don't know
- (B) When you evaluate student learning at the end of an instructional unit by comparing it against some standard or benchmark
- (C) The practice of monitoring student learning so the teacher can provide ongoing feedback and target growth areas
- (D) A way for students to creatively present their knowledge of content through projects and presentations

Purpose for Learning

UNDERSTANDINGS

- Formative assessment is a tool to be used in the moment.
- Formative assessment should be used at various points throughout daily lessons to enhance differentiation during Blended Learning.

ESSENTIAL QUESTIONS

- Why is formative assessment important when blending?
- How do we use formative assessment to make in the moment instructional decisions to enhance differentiation?

Navigating Learning



Formative Assessment

How do I
know
that my
students
are **learning**?



Why Tech?

- Ease of access
- Immediacy
- Flexibility
- Time management
- Functionality



Advantages

- Sharing learning goals / expectations with the students before the learning takes place
- Involving students in self-assessment
- Providing feedback that helps students recognize their next steps and how to take them
- Providing students with models or examples of what we expect from them

Pitfalls



- Time
- Value
- Professional development / training
- Knowledge of students
- Learning Curve

Platforms



- Plickers
- Google Classroom
- Kahoot
- EDpuzzle
- Google Forms with Flubaroo
- Nearpod
- FlipGrid

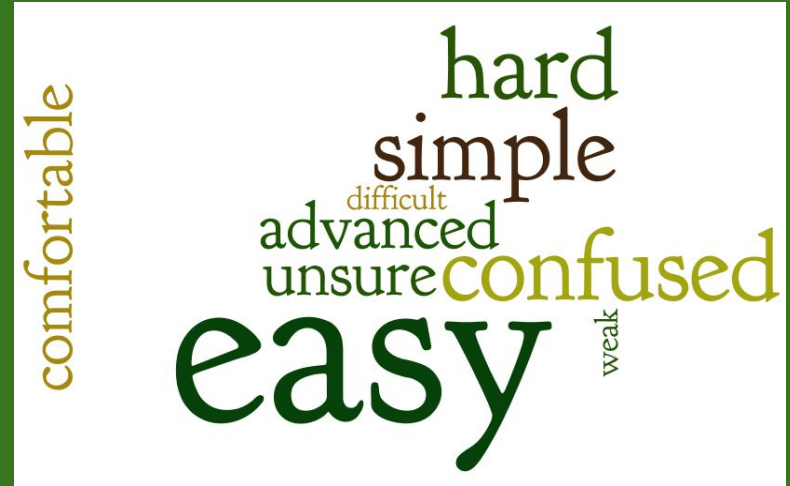
Types of Formative Assessment

Right Now

Key Points

**Self and Peer
Assessments**

Right Now



Keypoints



Right Now: Plickers

https://www.plickers.com - Google Chrome

https://www.plickers.com

Apps Search Google Hangouts Pandora IDE Corp Mail IDE Corp. CCSS Clipart AR Drive Consultant Library Calendar Tech Tools Other bookmarks

plickers Cards Help SIGN IN SIGN UP

Plickers is a powerfully simple tool that lets teachers collect real-time formative assessment data without the need for student devices

Download on the App Store

ANDROID APP ON Google play

Resource Page: <https://goo.gl/aMHbef>

Right Now- Google Classroom



Ms. Ambrosecchia
2nd Grade

STREAM

STUDENTS

ABOUT

Using google class - Ms Ambro can instantly get answers to questions posed in class.

She can also take this to the next level - and create a question through google classroom

In the first example all students would see each others answers and in the second option, teachers would be the only one to see the answers



Sarah Ambrosecchia

Sep 26, 2016 (Edited Sep 26, 2016)

2. Respond to this question by hitting "Add class comment" underneath my post. In the beginning of Charlotte's Web, Fern saves Wilbur from death. Would you have saved Wilbur too? Tell about a time when you stood up for someone smaller or weaker than yourself.

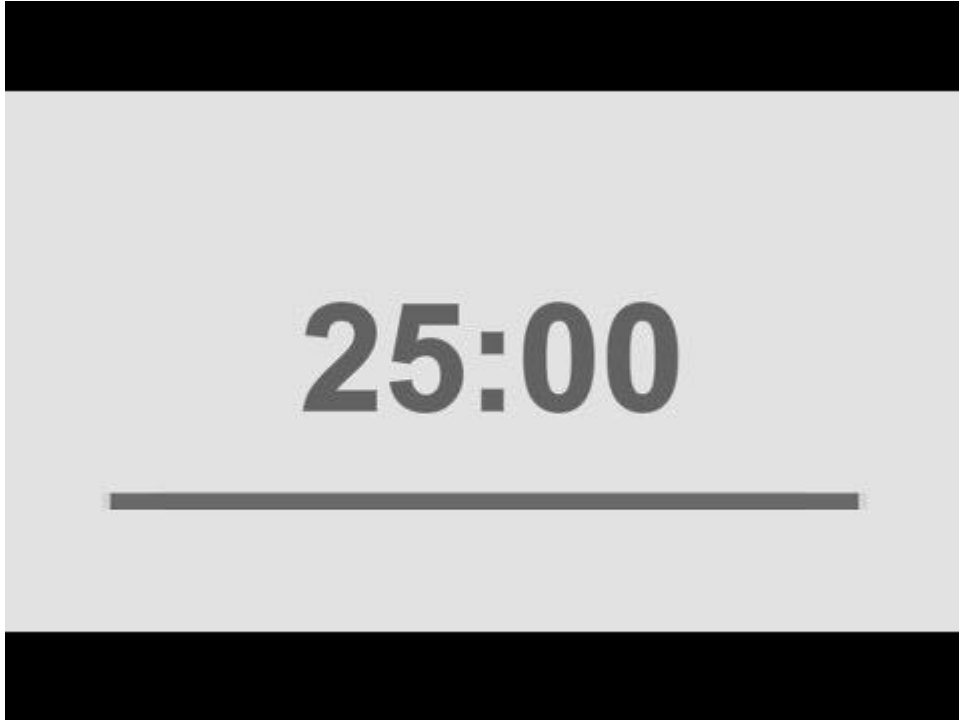
You must write at least one paragraph (3-5 sentences).

Once you create your own class comment, you may reply to your classmate's post using one of the following sentence starters:

- I agree/disagree with you because...
- I can relate to what you said because...
- The lesson we can learn is...
- I wonder what would happen if...

46 class comments

Work time- 25 min



Talk with your group: What would you do?

A History teacher gives a **do now** question using Plickers to see if students understood concepts from the previous day's lesson and homework. What would you do with the results below?

The unification of Italy and the unification of Germany show that

- A. Socialism was an effective way of organizing the economy
- B. Nationalism could be used to consolidate political interests
- C. Colonialism could be used to spread European civilization
- D. Interdependence was a significant obstacle to waging war

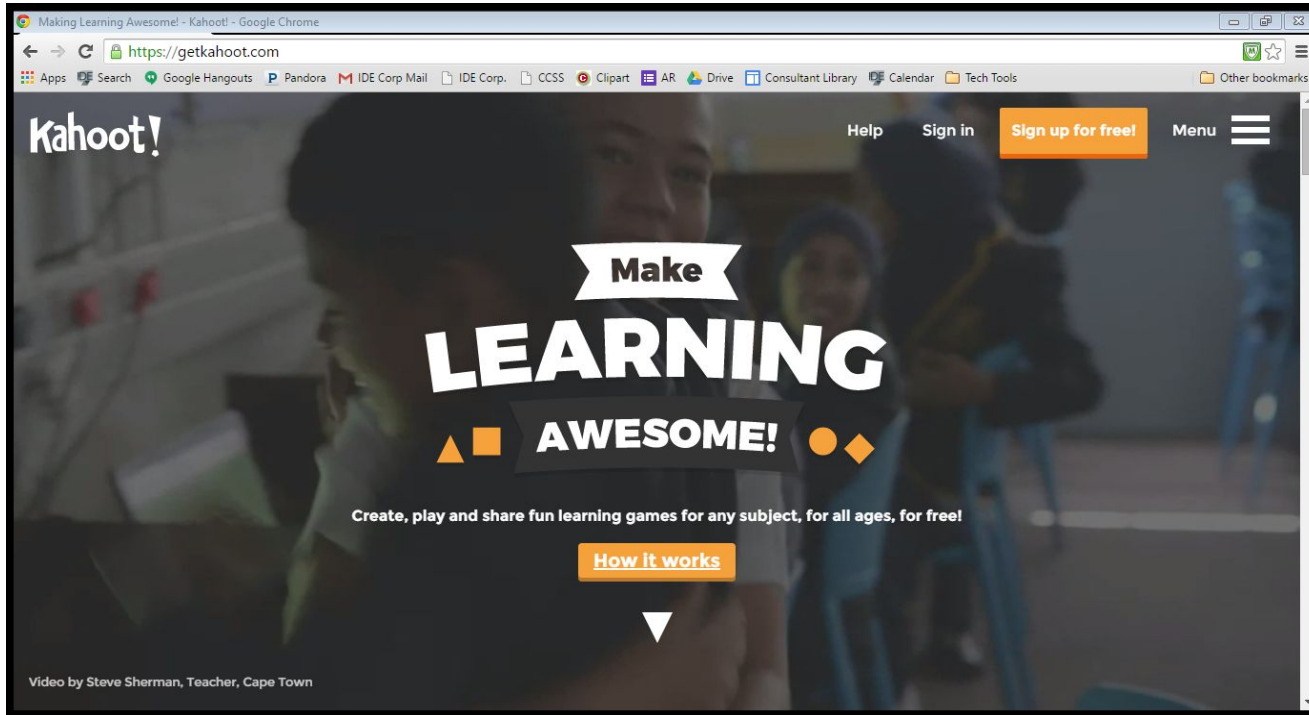


During Blended Learning:

What are some ways you check for understanding?

What do you do when you see a misunderstanding?

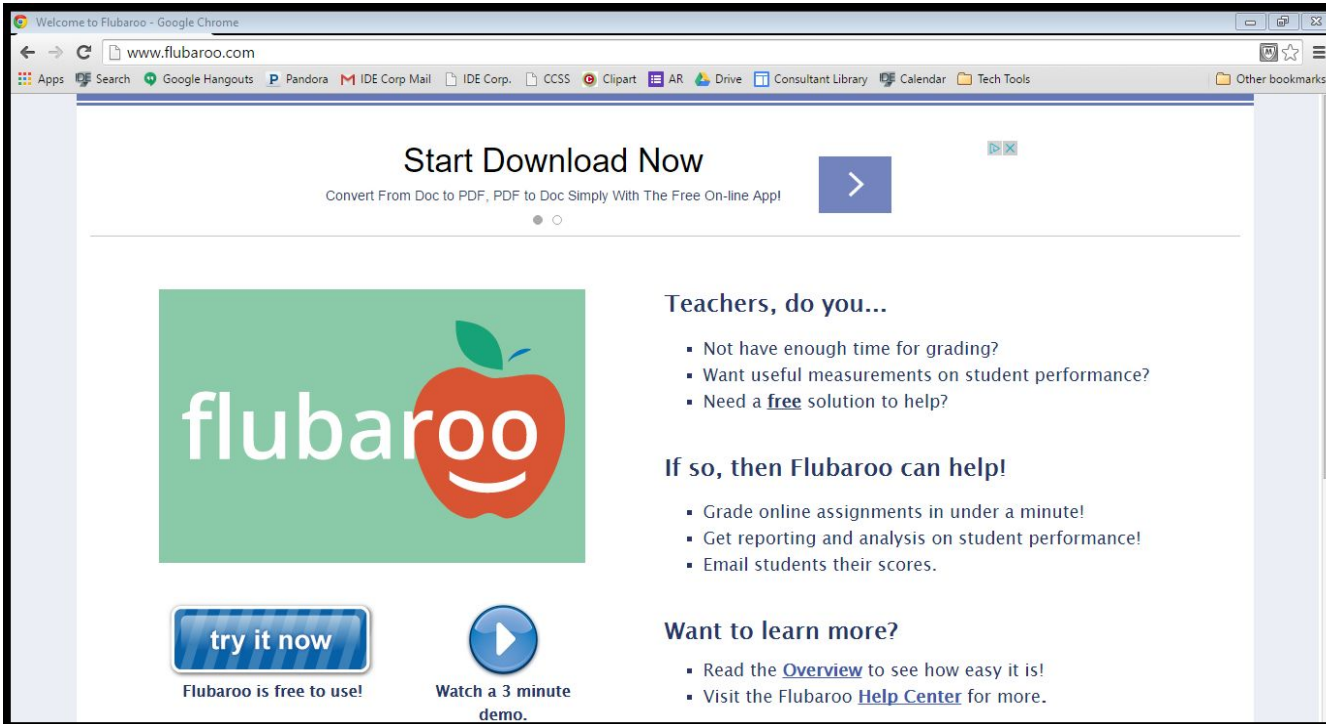
Keypoint - Kahoot



The image shows a screenshot of the Kahoot! website homepage in a Google Chrome browser. The browser's address bar shows the URL <https://getkahoot.com>. The page features the Kahoot! logo in the top left corner. In the top right corner, there are links for "Help", "Sign in", and a prominent orange button labeled "Sign up for free!". A "Menu" icon is also present. The main content area has a dark background with a blurred image of a classroom. The text "Make LEARNING AWESOME!" is displayed in large, bold, white letters, with "LEARNING" being the largest. Below this, it says "Create, play and share fun learning games for any subject, for all ages, for free!". A white triangle points down to an orange button labeled "How it works". At the bottom left, there is a small credit line: "Video by Steve Sherman, Teacher, Cape Town".

Resource Page: <https://goo.gl/aMHbef>

Keypoint: Google Forms w/ Flubaroo




Welcome to Flubaroo - Google Chrome

www.flubaroo.com

Apps Search Google Hangouts Pandora IDE Corp Mail IDE Corp. CCSS Clipart AR Drive Consultant Library Calendar Tech Tools Other bookmarks

Start Download Now

Convert From Doc to PDF, PDF to Doc Simply With The Free On-line Appl



Teachers, do you...

- Not have enough time for grading?
- Want useful measurements on student performance?
- Need a **free** solution to help?

If so, then Flubaroo can help!

- Grade online assignments in under a minute!
- Get reporting and analysis on student performance!
- Email students their scores.

Want to learn more?

- Read the [Overview](#) to see how easy it is!
- Visit the Flubaroo [Help Center](#) for more.

[try it now](#)

Flubaroo is free to use!

[Watch a 3 minute demo.](#)

Work time- 30 min

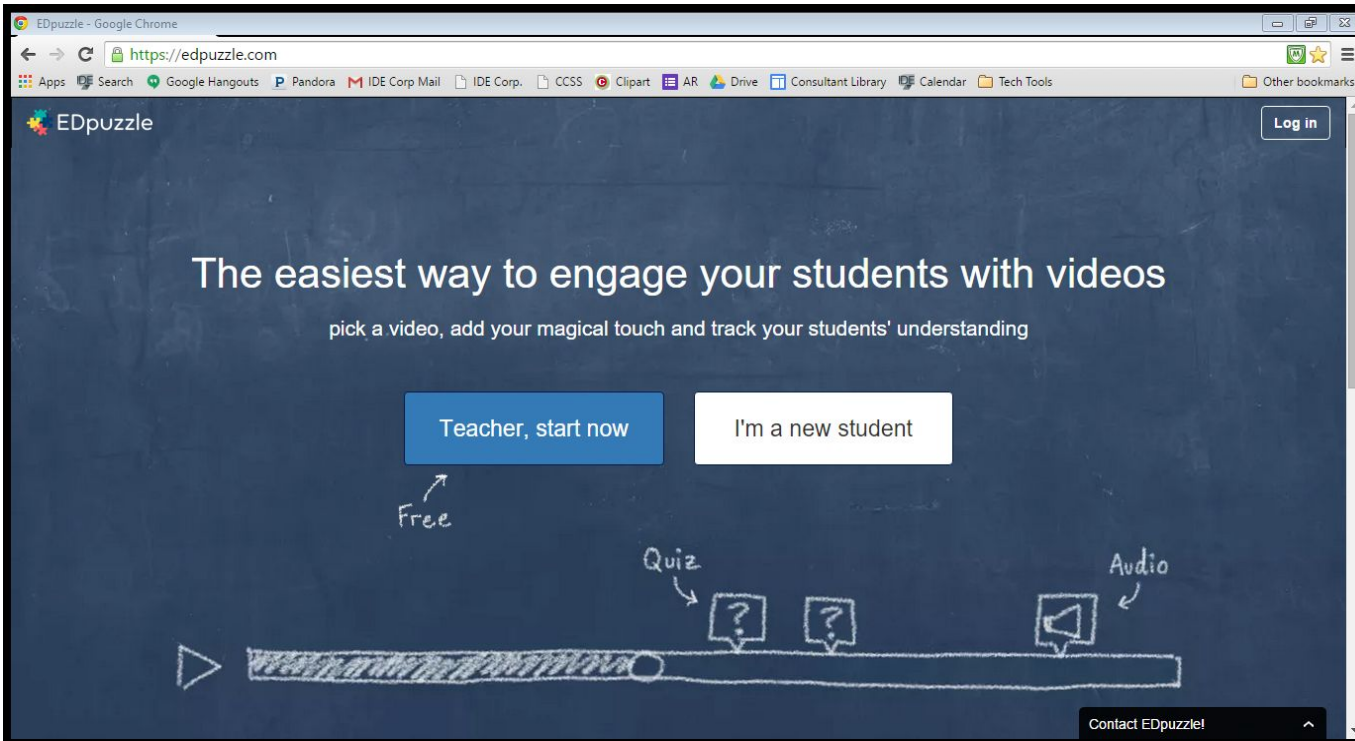


Encourage student ownership and self-reflection

Empower students to monitor their own growth:

- Give students opportunity to ask themselves, or ask them:
 - Where am I going?
 - Where am I now?
 - How can I close the gap?
 - If I'm ahead, what else can I do?
- Let students choose the best resources to help themselves:
 - Offer time to let students identify and address gaps
 - Offer resources that give students a CHOICE in how to improve

Student-Directed Assessment: EdPuzzle



Resource Page: <https://goo.gl/aMHbef>

Student/Peer Directed assessment- Nearpod



Celebrate **Digital Citizenship Month** with Nearpod!
Educate your students on how to prevent cyberbullying

Learn More

nearpod

Enter CODE > Explore Lessons For Schools and Districts Schedule a Demo

Tools for the most important
job in the world

For Schools and Districts

Get Nearpod

The banner features a blue background with a blurred image of students. At the top left, there are icons representing digital citizenship: a person, a footprint, a padlock, and a group of people. The main text is centered and uses a mix of white and blue colors. A green button is positioned at the bottom right of the main text area. A small illustration of a school building is located below the main text.



Work time- 25-30 min



Ask Yourself

- How will I know my students have mastered a standard?
- What types of formative assessment will I use?
- What will I do to shift gears for students who are not learning or who already know the content?

Formative Assessment: Any time is a good time!

Do nows:

- Identify gaps from the previous day's lesson and Homework.
- Group students or determine teacher small group based on data.
- Address whole class misconceptions if necessary, or revise next day's plan.

During the lesson:

- Identify gaps in student mastery based on what you have taught so far.
- During independent practice, address students who may be struggling or need enrichment work.

Exit ticket:

- Revise next day's plan based on data
- Send additional resources to help with homework based on data