

Fund Updates

In Q2 2024, the Fund disbursed USD 11.2 million. The Fund also continued to build its pipeline during the quarter, engaging in discussions to identify new investment opportunities spanning the 4 strategic sectors of Green Mobility, Green Buildings, Industrial Energy Efficiency, and Green Appliances and Solutions.

As of June 2024, the Fund's pipeline stood at USD 157.9 million across 17 potential companies.

The Fund finalised its capital-raising initiatives during the quarter and will sign agreements with two European DFIs before the end of August 2024.

Key Portfolio Figures



73.6M
Active Committed (USD)



48.1M
Active Portfolio (USD)



19
Active investments



11.2M
Last 3months Disbursement

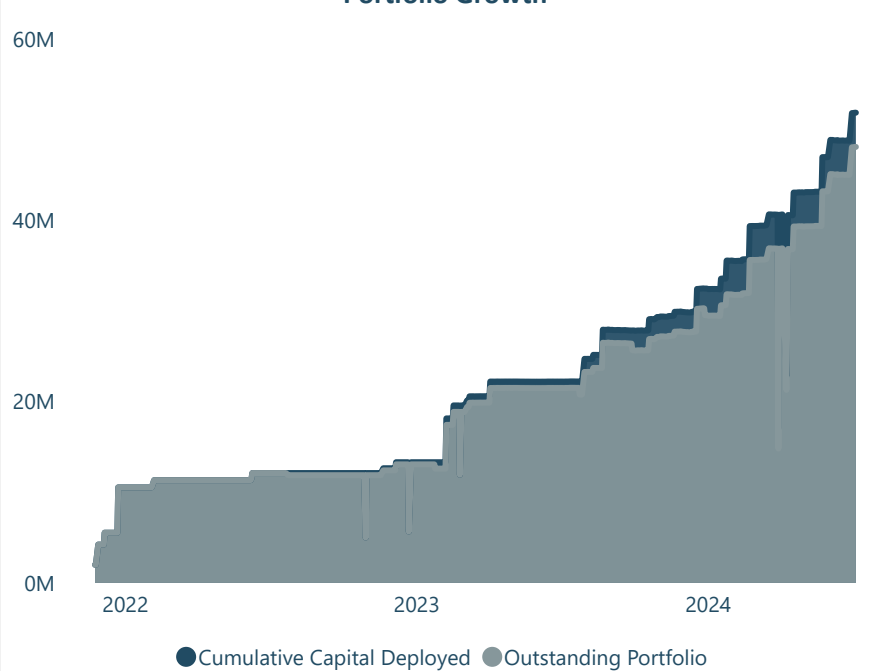


14
Companies with active investments

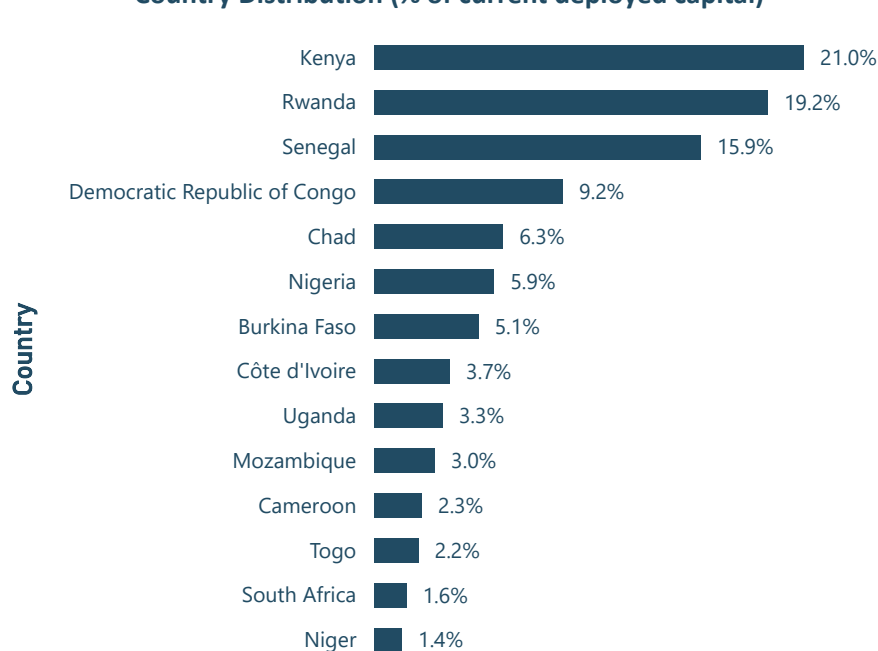


14
Countries with active investments

Portfolio Growth



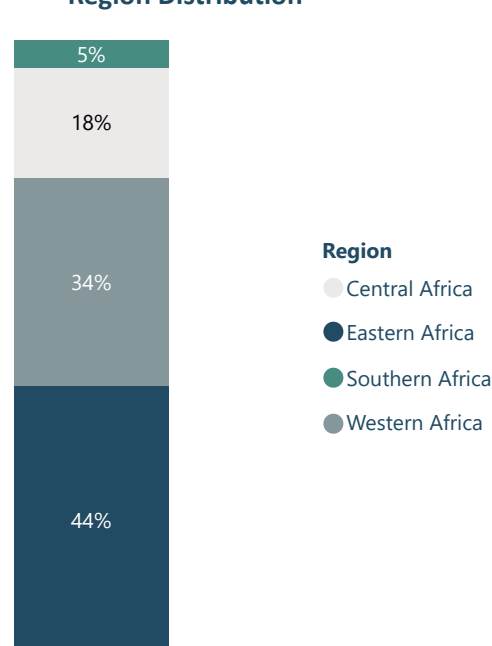
Country Distribution (% of current deployed capital)



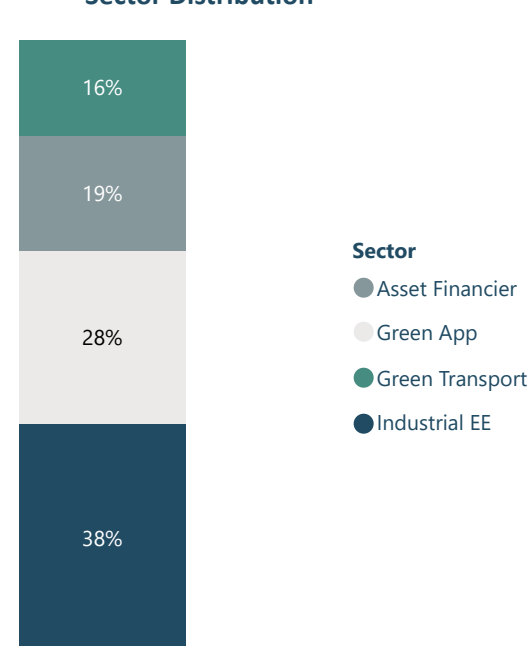
Top 10 Currency Exposures

Deal_Currency	%Value	Value
USD	64%	30.6M
EUR	35%	16.7M
ZAR	2%	0.8M

Region Distribution



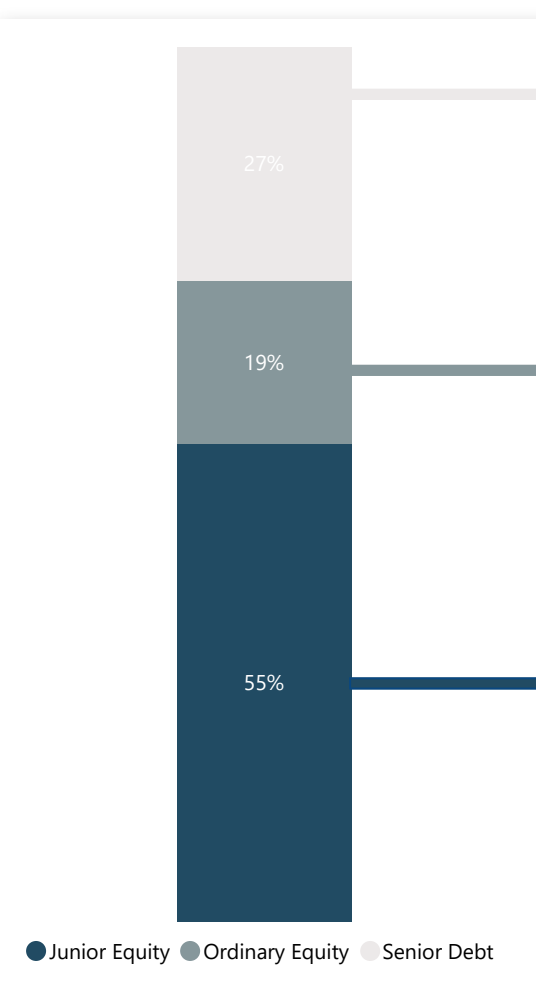
Sector Distribution



Disclaimer: This report and the information within it is provided on a strictly confidential basis and may not be disclosed in whole or in part either directly or indirectly to any other person, reproduced in whole or in part nor used for any purpose by the recipient or within its organisation other than for monitoring of the operations of the Fund in its role as Limited Partner of or Lender to the Fund, except to the extent that the recipient is obliged to disclose such information in order to comply with applicable law.

Funding Structure

ESG Summary (RMF Indicators)



Senior Debt Committed Capital



Ordinary Equity Committed Capital



Junior Equity Committed Capital



3,382 MWh. Additional energy output generated from renewable sources - financed by AGG (Cumulative)



29.35 MW Additional Installed Clean Energy Capacity (including LPG) - financed by AGG (Cumulative)



52,434 TCO2e GHG emissions reduced or eliminated - financed by AGG (Cumulative)



122,340 Number of individuals who have benefitted from increased energy access from units/capacity financed by AGG (Cumulative)



122,340 Total number of individuals with improved energy access - Cumulative (Target 7.1)

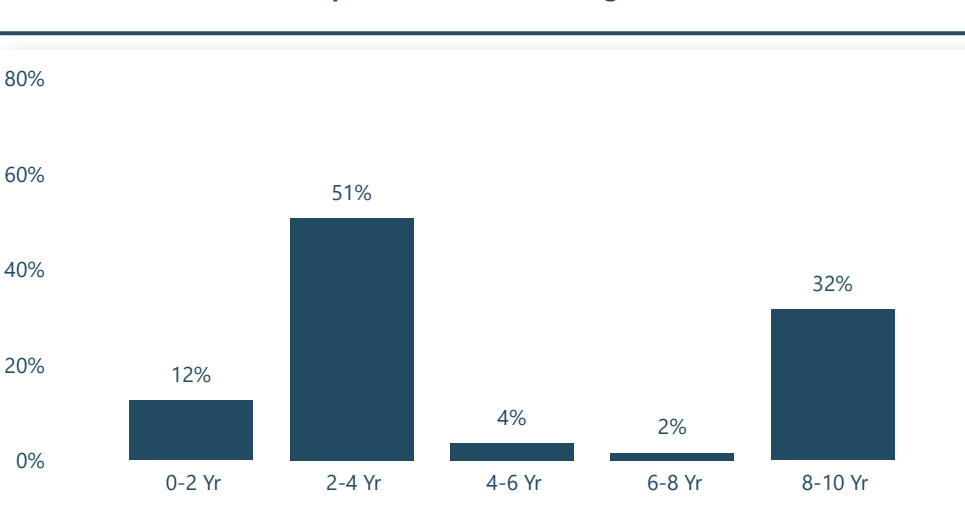


1,444 Number of infrastructure assets made more climate and disaster resilient - Cumulative (Target 9.4)



52,434 TCO2e GHG emissions reduced or eliminated - financed by AGG (Cumulative) (Target 13.2)

Maturity Profile of Outstanding Portfolio



Management Information



Fund Manager
Cygnium Capital B.V.
Mauritskade 64
1092 AD, Amsterdam
Netherlands

Portfolio Manager
Cygnium Capital Asset Management
130-132 Buckingham Palace Road
London
SW1W 9SA

Administrator
Citibank PLC Europe
31, Z.A.I. Bourmicht,
Bertrange,
Grand Duchy of Luxembourg

