

Technical Data Sheet



ICEOTOPE DL380-ICEC

The Iceotope DL380-ICEC edge thermal routing cabinet delivers significant advantages for environments where enhanced thermal management, quiet operation and maximum performance are critical.

This configuration uses liquid cooling to capture almost all of the heat generated by the system, which is then released outside through a liquid-to-air cooler.

Iceotope technology reduces cooling costs by up to **83%** and water use by up to **96%** vs. air-cooled servers.¹

ICEOTOPE DL380-ICEC PRODUCT FEATURES:

- 24U rack
- 6 HPE DL380 Gen 11 servers
- 18 NVIDIA H100 PCIe GPUs
- Top-of-rack network switch



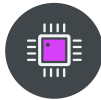
Sustained Compute Performance



Low Op-Ex Costs



Extended UPS Runtime



Increased Hardware Stability



Environmental Resilience



Near Silent Operation



Sustainable Operation



Rapid Deployment



OUTDOOR COOLER

*NOT TO SCALE

INDOOR RACK

*NETWORK CABLES NOT SHOWN

WORKING IN PARTNERSHIP WITH:



SHIPPING / INSTALLATION / SERVICE / WARRANTY

The DL380-ICEC edge cabinet configuration includes shipping, installation, operational training and handover. The service plan covers all parts and labor for 3 years, including coverage for all supplied hardware.

POWER / COOLING

Total Rack Power Draw	14kW
Cooler Power Draw (avg)	5kW (estimated @ 68°F / 20°C air temp)
Cooler Power Draw (max)	9.5kW
Total System Power Draw	19.5kW (avg) / 23.5kW (max)
*Predicted pPUE (avg)	1.3
Water Consumption WUE	0
Power (Indoor Rack)	400V - 460V AC / 3PE / 50Hz - 60Hz
Power (Outdoor Cooler)	400V - 460V AC / 3PE / 50Hz - 60Hz
Outdoor Cooler Working Fluid	Water Glycol Solution
Server Chassis Coolant	Shell S3X single-phase hydrocarbon (see website for other approved vendors)
Outdoor Cooler to Rack Connection	2x 1" - 1.5" hose (flow & return)
Regions	UK / EU / USA / APAC

* pPUE may vary depending on deployment location, seasonal temperature variations and rack utilization.

¹ <https://iceotope.info/cundallreport> Page 4: Total Cost of Cooling per KW of ITE Power: - 83.5%; Water usage per KW of ITE Power: - 96.1%

DIMENSIONS / WEIGHT

Rack size (inches)	L:64.8 / W:23.6 / H:92.7
Cooler size (inches)	L:40.9 / W:56.6 / H:74.4
Rack installed weight	1500kg
Cooler Installed weight	411kg

ENVIRONMENTAL

Inside Air Temperature (local to rack)	95°F / 35°C MAX
Outside Air Temperature (local to cooler)	5°F / -15°C to 122°F / 50°C
Deployment Environment (local to rack)	Indoor Use Only / Not IP Rated
Deployment Environment (local to cooler)	Outdoor Use Only / IP54 Rated
Maximum Sound Level (local to rack)	< 40 dB
Maximum Sound Level (local to cooler)	< 68.7 dB

REGULATORY COMPLIANCE

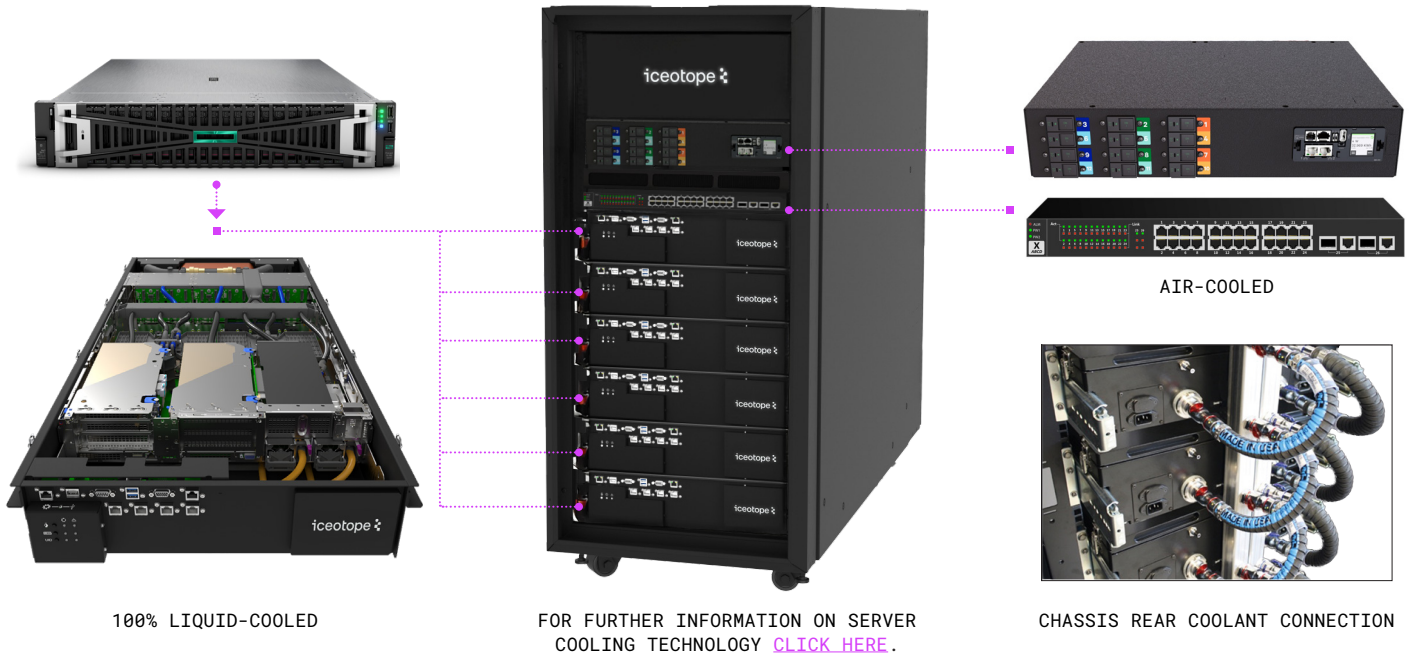
Iceotope products are stringently engineered in accordance with relevant regional standards. Further detail on request.



Technical Data Sheet

ICEOTOPE DL380-ICEC

iceotope 



100% LIQUID-COOLED

FOR FURTHER INFORMATION ON SERVER COOLING TECHNOLOGY [CLICK HERE](#).

CHASSIS REAR COOLANT CONNECTION

HPE DL380 GEN 11 SERVER

Up to 3x PCIe Gen 5 double-wide GPUs (600W each) or 8x single wide PCIe Gen5 GPUs (75W each)	1200W
2x 4th or 5th Generation Intel Xeon Scalable Processors	700W
32x 64GB DDR5 Memory	320W
3x 12 EDSFF E3.5 NVMe Gen 5 Drives	96W
2x Configurable Network Cards up to 200GB/s	75W
Motherboard	100W
Total	1800W

NETWORK SWITCH

32 port 100GB Ethernet	160W
------------------------	------

ENHANCED COOLING RESILIENCY


In the event of external power interruption or failure, internal dielectric fluid pumps will maintain system cooling for up to 5 minutes if backup power is still supplied to the rack.

The volume and heat capacity of the dielectric fluid used in Iceotope servers provides a significant safety buffer, enabling extended UPS runtime before its thermal limits are reached. If external power is resumed within 5 minutes, the system will return to normal operation without additional intervention.

PDU

Power Configuration	60/63A, 240/415V
Switched Outlet Level Monitoring	C13/19

MODULAR SCALABLE DESIGN



Indicative image showing a cluster of 8 DL380-ICEC units. The modular design allows for sites to expand the system footprint based on their requirements, negating the need to over spec CDU and facility cooling for potential future growth.

Iceotope believes the information in this Data Sheet to be accurate; however, Iceotope does not make any representation or warranty, express or implied, as to the accuracy or completeness of any such information and shall have no liability for the consequences of the use of such information. This Data Sheet and its contents does not constitute an order by Iceotope to sell any product. An order is made only by a quotation provided by Iceotope. The terms of sale and technical specifications in such quotation may vary from those set forth in this Data Sheet. Iceotope's acceptance of any order shall be in Iceotope's sole discretion, and all quotations and sales are subject to Iceotope's Terms and Conditions.

