



create space
for new
opportunities



EXPANDABLE
movable spaces

Hybrid
Spec Sheet

Specifications

Introducing the Expandable Hybrid – a versatile solution designed for situations requiring a low step height. Once detached and installed, the chassis stands just 38 cm off the ground, providing easy access. The Expandable Hybrid features a glass wall and sliding doors, creating a transparent and inviting space.

With a total length of 12.6 meters, the Expandable Hybrid includes an internal space to discreetly store the axle assembly after installation, seamlessly integrating into the trailer's interior design. Our Hybrid can be transported to any desired location using either a normal or a low-deck truck. The setup is effortless with our hydraulic remote control system, allowing you to set up with just the press of a button.


Hybrid



Length	12.69 m	12.69 m
Width	2.55 m	4.88 m
Height	3.82 m	3.03 m
Flat surface area	23 m²	53 m²
Internal volume	63 m³	140 m³
Step height (outside-inside)	-	0.38 m
Empty weight	10-11 ton	-
Loading capacity*	3-4 ton	-

***According to a specific loading schedule**





EXPANDABLE
movable spaces

www.expandable-trailers.com