

North American Irish Dance Championships 2026



Results for Competition 9A : Girls Under 14 - A

Adjudicators

Round 1

Brenda Boylan
Kerry-Anne Broderick

Caoimhe Boylan McCormack
Colleen Coyle Kelly

Katie Maguire McMorrow

Round 2

Peter Boylan
JJ Hester

Alison Hampshire
Sean Kennedy

Jackie O'Leary Fanning

Round 3

Helan Greene
Patricia Murphy


Kathleen Maguire O'Shea
Breda O'Brien

Christina Ryan Kilcoyne

North American Irish Dance Championships 2026

Final Result for Competition 9A - Girls Under 14 - A


WMH = World Medal Holder : OS = Overseas : WQ = World Qualifier : R = Recaller : Score = Judges marks : IP = Irish Points (Grid Score) : FTC = Failed To Complete

Card		Position @ recall	Final Place	Name/School	Status	ROUND 1 : Score/IP					1st Round Total (IP)	ROUND 2 : Score/IP					2nd Round total (IP)	Total IP for Rounds 1 & 2	ROUND 3 : Score/IP					3rd Round Total (IP) *	TOTAL IP *
																									
						Brenda Boylan	Caoimhe Boylan McCormack	Kerry-Anne Brodenick	Colleen Coyle Kelly	Katie Maguire McMorrow		Peter Boylan	Allison Hampshire	JJ Hester	Sean Kennedy	Jackie O'Leary Fanning		Helan Greene	Kathleen Maguire O'Shea	Patricia Murphy	Breda O'Brien	Christina Ryan Kilcoyne			
207	(1)	1	Anna Farrell McAleer-Paulson : Mid Atlantic Region, USA	WMH	95/50	96/50	95/100	94/65	93/100	215	91/53	93/100	98/100	94.5/60	91/65	225	440	94/100	91/100	90/100	91/100	97/100	300	740	
151	(2)	2	Aoiheann Wey The Michaela Hinds Academy : Eastern Region, Canada	WQ	97/75	98/62.5	91.7/43	90/38	91/60	165.5	95/75	89.7/56	89.5/41	96.25/100	92.5/100	231	396.5	90.5/65	90/75	84.1/41	89.5/62.5	95/75	202.5	599	
132	(6)	3	Zoey Potter The Academy : Mid America & Western Australia	WQ	95.5/53	95.5/47	92.4/47	91.5/50	92/75	150	90/40	91/65	95.5/56	93.3/50	90/53	159	309	91/75	88/56	85.5/50	90/75	93/65	196	505	
213	(3)	4	Fiadh-Rose Howlin * McGahan Lees : Hong Kong	OS	96.5/65	97/56	87.8/17	91.75/53	87.95/41	150	94/65	92/75	97/75	95/65	92/75	215	365	89.25/50	86/27.5	86.4/56	88.5/53	79/24	130.5	495.5	
163	(4)	5	Lana Rice * Elbadri McAuley Baird : Cuige Laighean, Eire	OS	98/100	98.5/100	87.5/11	89/37	91.5/65	202	95.5/100	88.2/41	86.5/34	93.5/54.5	90/53	148.5	350.5	87.75/42	86.75/36.5	82.9/28	86.75/43	74/18.5	106.5	457	
113	(7)	6	Elery Halleron Mullane Godley : Mid America Region, USA	WMH	96/58	98.25/75	92.7/53	90.25/39	88/44	155	93/60	88.5/43	93/47	96/75	89.2/33	150	305	88/45	85/15.5	89/75	89.5/62.5	80/26	133.5	438.5	
179	(5)	7(T)	Sofia Duffy Celtic Steps : Western Region, USA	WMH	96/58	98/62.5	90.7/35	92/56	86/24	149	92/56	90/60	82/14.5	93.5/54.5	90/53	163.5	312.5	89/47	86.5/33	83.2/31	79.75/21	87.5/47	111	423.5	
202	(9)	7(T)	Emma Shein Hogan Irish Dance Academy : Mid America Region, USA	WQ	88.75/36	94/41	94/75	96/100	89/48.5	164.5	86.5/26.5	88/39	87/35	90.5/28.5	87.5/12	90	254.5	90/56	89/62.5	86.5/60	82.5/32	88/53	169	423.5	
147	(12)	9	Hannah Herbert Rince Na Tiarna : Mid Atlantic Region, USA	WQ	94/47	93/39	91/38	93/60	89/48.5	134.5	88/35.5	87.7/37.5	82.3/18	91.6/35	89.7/43	108	242.5	87.25/36.5	89/62.5	83.1/30	80.25/24	90/60	126.5	369	
112	(8)	10	Mila Weitz The Academy : Mid America & Western Australia	WQ	93/45	96.5/53	92.3/45	91.25/47	90.75/56	145	88/35.5	87.2/35	90/43	92.5/43	89.5/36.5	115	260	85.25/19.5	87.5/47.33	83.5/34	85.25/37	84.5/36	107	367	
139	(13)	11	Grace Gibson Trinity Academy : Mid America Region, USA	WQ	86/32	86/19	89.5/31	81.5/16	87.5/35.5	82	90.75/48.5	89.2/53	96.5/65	91.75/36	89.7/43	144.5	226.5	89.75/53	87.75/53	80.9/17	80/22.5	87.3/43	118.5	345	
224	(10)	12	Mairead McLafferty The Michaela Hinds Academy : Eastern Region, Canada	WQ	89.5/38	95/45	92.5/50	88.5/35	87.25/32.5	118	87.5/33	85.2/27	95/53	93.25/47	90.2/60	133	251	81.75/1	85/15.5	83/29	86/40	75/21	65.5	316.5	
243	(14)	13	Makena Webb Gott-Hughton Academy : Western Region, Canada	WQ	80.75/21	92/37	92.8/56	90.75/43	84.5/10	101	86.25/25	87/34	84.1/29	91.5/34	89.2/33	96	197	86.75/32.5	86/27.5	85/47	85.5/38	87.7/50	117.5	314.5	
237	(11)	14	Harper Jarriel Kavanagh Porter: USA & Ireland	WQ	91/41	94.5/43	86.75/1	86.5/30	87.9/38.5	109.5	90.5/45	89/48.5	94/50	93/45	89.7/43	138.5	248	87/34.5	84.75/13	80.5/13	84/34	74/18.5	65.5	313.5	
149	(18)	15	Harper Underwood Kelly Academy : Southern Region, USA	WQ	79.5/16	89.5/30	90.5/33	83.5/24	87.5/35.5	87	85.75/22	84.6/24.5	86/33	89.25/21.5	88.7/26	72.5	159.5	87.75/42	87.5/47.33	83.7/36	89/56	88.5/56	145.33	304.83	
122	(15)	16	Clare McLaughlin Goggin-Stewart Canada : Eastern Region, Canada	WQ	82.75/27	92.25/38	88.8/23	88.25/34	85.75/20.5	84	84.5/16.5	88.7/45	90.5/45	90.25/27	89/29.5	101.5	185.5	84.25/15	86.75/36.5	82.5/25	86/40	83/33	94.5	280	
180	(16)	17	Ciara Foley Kavanagh Porter: USA & Ireland	WQ	89/37	90/32	91.2/39	91/45	87/30.5	108	87/30	84/19.5	83/22	90.5/28.5	87/6	70	178	87.5/38.5	85.5/21	83.8/37	81.25/29	73.1/14	87	265	
177	(20)	18	Mia Mason Gott-Hughton Academy : Western Region, Canada	WQ	80.5/20	91.5/36	89.3/29	95/75	86.75/28	93	77/0.99	86/31	85/31	89.75/24.5	82/0.95	56.49	149.49	86.75/32.5	83/5	83.6/35	84.5/35	86.8/41	102.5	251.99	
127	(28)	19	Adalyn Bradley Magennis Academy : Southern Region, USA	WQ	81.25/23	85.75/18	89.15/27	81.75/18	85.9/22	63	68.25/0.93	83.5/14	83.3/24	88.75/19	89.5/36.5	57	120	87.5/38.5	87/40	83.9/38	82/31	86.5/39	115.5	235.5	
209	(26)	20	Piper Hayes Kavanagh Porter: USA & Ireland	WQ	83.5/29	88.25/25	93/60	90.5/41	87.75/37	107	78/1	77/0.95	88/37	88.5/17	82/0.95	18.95	125.95	90.25/60	85/15.5	83.3/32	87.75/47	80.1/28	107	232.95	
206	(23)	21	London Hardychuk Steel : Western Region, Canada	WQ	79.75/17.5	82.25/1	93.5/65	83/23	82.75/0.99	41.5	90.75/48.5	86.2/32	89/39	89.5/23	88.2/20.5	94	135.5	86.5/30.5	84/9	84.5/45	88/50	73.2/15	90.5	226	
144	(27)	22	Chloe Halloran * Halloran : New South Wales, Australia	R	80/19	86.5/21	90/32	87/32	84.5/10	72	88.5/37	84.7/26	79.6/1	84.8/0.98	88.5/23	50	122	84/13.5	87.5/47.33	87/65	81/28	80/26	101.33	223.33	
219	(29)	23	Maele Melo Brady Academy : Western Region, Canada	R	81.5/24	82.75/1	90.8/36.5	81.25/14.5	84/5	43.5	85.5/20.5	85.7/30	88.5/38	89.25/21.5	83/0.96	72	115.5	86/26	87/40	81.7/20	81.5/30	86/38	94	209.5	
135	(17)	24	Georgia Hill Scariff Lockier Leonelli : Southern Region, USA	R	90/39	82/0.99	89/25	78/1	87/30.5	56.5	90.25/43	87.5/36	82/14.5	92.25/40	89.7/43	119	175.5	83.75/12	85.5/21	76.5/0.99	83/33	68/0.99	33.99	209.49	
166	(21)	25	Giuliana Williams Goggin-Stewart Canada : Eastern Region, Canada	R	87/33	89/28	90.6/34	86/29	84/5	90	74.5/0.97	87.7/37.5	82.4/19	92.1/38	86/0.99	57.49	147.49	85.25/19.5	85.5/21	81.9/22	70.25/1	71/11	51.5	198.99	

North American Irish Dance Championships 2026

Final Result for Competition 9A - Girls Under 14 - A


WMH = World Medal Holder : OS = Overseas : WQ = World Qualifier : R = Recaller : Score = Judges marks : IP = Irish Points (Grid Score) : FTC = Failed To Complete

		Card	Position @ recall	Final Place	Name/School	Status	ROUND 1 : Score/IP					1st Round Total (IP)	ROUND 2 : Score/IP					2nd Round total (IP)	Total IP for Rounds 1 & 2	ROUND 3 : Score/IP					3rd Round Total (IP) *	TOTAL IP *
							Brenda Boylan	Caoimhe Boylan McCormack	Kerry-Anne Brodenick	Colleen Coyle Kelly	Katie Maguire McMorrow		Peter Boylan	Allison Hampshire	JJ Hester	Sean Kennedy	Jackie O'Leary Fanning			Helan Greene	Kathleen Maguire O'Shea	Patricia Murphy	Breda O'Brien	Christina Ryan Kilcoyne		
232	(19)	26	Teagan Stutzman The Academy : Mid America & Western Australia	R	83/28	84.75/13	89.4/30	88.75/36	81/0.97	71	86.5/26.5	80.2/0.98	83.1/23	92.25/40	89/29.5	79	150	83/8.5	85.5/21	82/23	74/8	70.7/10	39.5	189.5		
153	(24T)	27	Evie King Kavanagh Porter : USA & Ireland	R	84/30	89.25/29	91.3/41	85/26	82/0.98	85	85.5/20.5	82.8/10	87.5/36	86.8/3	87.5/12	42.5	127.5	85.75/23.5	82/1	80.6/14	80.75/27	72.5/12.5	50	177.5		
220	(30)	28	Xanthe Ernst McNamara McCarthy : Mid America Region, USA	R	74.75/0.99	84.25/11	87.4/10	88/33	86.1/26.5	47.5	87/30	89/48.5	80.5/4	88/12.5	87.2/9	51.5	99	86/26	85.75/24.5	79.7/5	80.5/25.5	87.4/45	76	175		
185	(40)	29	Kaitlin Schimmel Trinity Academy : Mid America Region, USA	R	77.75/7	89.75/31	89.1/26	80/6.5	88/44	64	73.5/0.97	81.2/0.99	78/0.99	85/0.98	86/0.99	2.96	66.96	87/34.5	86.25/30.5	83.4/33	79.25/19	84/35	98	164.96		
126	(22)	30	Hannah Sebastian Kavanagh Porter : USA & Ireland	R	82.25/25	91.25/35	88.6/21	82.75/22	82.75/0.99	68	80.5/3	83.2/13	96/60	89.75/24.5	89.2/33	70.5	138.5	82.5/5	82.5/1.25	77.5/1	78/16	82/31	22.25	160.75		
136	(31)	31	Mallaidh Williams Acosta School : Mid Atlantic Region, USA	R	75.5/0.99	74.5/0.96	88/20	82/20.5	85.5/18	38.99	87.25/32	82.3/6.5	83.6/27	88.25/14.5	88/17.5	59	97.99	82/1	86/27.5	80.2/10	79.5/20	85.5/37	57.5	155.49		
197	(24T)	32	Reese Tonner * Sharon Taylor : Scotland	R	88.5/35	90.5/33	90.8/36.5	77.5/0.99	87.3/34	102	86/23.5	77.7/0.95	81/7	87.5/9.5	87.2/9	25.5	127.5	81.5/0.99	85/15.5	81.8/21	71.5/5	69/1.75	22.25	149.75		
236	(32)	33	Georgia May * Gregan Irish Dancers : New Zealand	R	79.75/17.5	85.5/16.5	87.55/12	85.5/27.5	85.5/18	52	86.75/28	81/0.99	81.6/12	85/0.98	89.5/36.5	40.99	92.99	81/0.99	86/27.5	84/39	79/18	65/0.98	46.49	139.48		
123	(37)	34	Addie Daley Trinity Academy : Mid America Region, USA	R	74.75/0.99	81.75/0.99	87.75/16	86.75/31	86.9/29	45.99	78.25/1	83/11.5	79.3/1	89/20	87.5/12	24.5	70.49	84.5/16.5	86.25/30.5	80.1/9	77/15	77/23	54.5	124.99		
214	(43)	35	Clare Graff The Academy : Mid America & Western Australia	R	75/0.99	79.75/0.98	86.8/2	81.25/14.5	85/14	16.99	74.5/0.97	84/19.5	82.2/17	86.25/1	88.7/26	37.5	54.49	82.5/5	86.5/33	81.1/18	87/45	73.8/17	68	122.49		
168	(42)	36	Millie O'Donnell The Academy : Mid America & Western Australia	R	84.5/31	83.25/4	87.2/7	80.5/12	85/14	33	83/12	79.8/0.98	73.4/0.96	91/31.5	88/17.5	30.48	63.48	86.25/28.5	84/9	82.8/27	67.5/0.99	76/22	58	121.48		
116	(41)	37	Madison Cortez Trinity Academy : Mid America Region, USA	R	77/2.5	79.5/0.98	87.65/14	72.75/0.97	83/0.99	4.47	90/40	85.5/28	81.3/10	85/0.98	88.5/23	61	65.47	84.75/18	81.5/0.99	86/53	71/4	82.5/32	54	119.47		
216	(54)	38	Grace Newsome Goggin-Stewart Canada : Eastern Region, Canada	R	78.25/10	80.25/0.98	87.1/6	81.75/18	78.5/0.93	16.98	77.5/0.99	82.2/3.5	80.3/2	90/26	81/0.94	6.49	23.47	87.25/36.5	85.25/18	84.4/43	80/22.5	80.2/29	88	111.47		
201	(34)	39	Kathryn Williams Trinity Academy : Mid America Region, USA	R	78.75/12.5	88.5/26	87.9/19	81.75/18	82.25/0.98	49.5	84/15	82.7/9	84/28	83.5/0.96	86.7/3	27	76.5	86.25/28.5	83/5	79.8/6	70.75/3	72.5/12.5	23.5	100		
204	(52)	40	Caitlin Maass Brady Academy : New England Region, USA	R	73.75/0.98	87/22	86.1/0.99	80.25/9.5	81.5/0.97	11.47	70/0.94	76.5/0.94	83.5/26	84.25/0.97	87.7/14.5	16.41	27.88	85.75/23.5	86.75/36.5	82.7/26	78.5/17	74.5/20	69.5	97.38		
161	(33)	41	Elliot Meeks Trinity Academy : Mid America Region, USA	R	79/14	80.5/0.99	80.5/0.93	75/0.99	86/24	15.98	85/18.5	83.6/16	84.2/30	87.1/6	89.7/43	64.5	80.48	81.75/1	87.25/43	79.2/3	74.5/9.5	68/0.99	13.5	93.98		
175	(35)	42	Kaitlin Durkin Doherty Petri : Ireland, USA & Scotland	R	88/34	84.5/12	87.6/13	73.75/0.98	84/5	30	87.75/34	83.6/16	81.7/13	88.5/17	81/0.94	46	76	85.5/21.5	81/0.99	80.7/15	63/0.99	68.8/1	16.99	92.99		
105	(63)	43	Anya Molnar * Christine Ayres : Victoria, Australia	R	70.25/0.96	81.75/0.99	87.85/18	77.75/0.99	83.75/1.5	3.48	82/9	82.2/3.5	78.6/0.99	87/4.5	83/0.96	8.99	12.47	86.5/30.5	86.5/33	79.9/7	75/11	80/26	67.5	79.97		
148	(55)	44	Virginia Cooper Bell : Mid America Region, USA	R	72/0.97	91/34	87/5	70.5/0.96	84.5/10	15.97	81/4.5	79.6/0.97	77.3/0.99	86.1/1	80.5/0.94	2.96	18.93	85.5/21.5	85.75/24.5	77.6/1	76.5/14	83.5/34	60	78.93		
114	(36)	45	Emma James McGonagle School of Irish Dance : New England Region, USA	R	72.25/0.97	88/24	86.65/1	74.25/0.98	85/14	15.98	76.25/0.99	80.25/0.98	85.1/32	91/31.5	88.7/26	58.49	74.47	82.25/2	83/5	77/0.99	68/1	68/0.99	3.99	78.46		
223	(45)	46	Jillian Murphy Hendry Sylvester McNamara : Mid Atlantic Region, USA	R	75.25/0.99	85.25/15	88.7/22	74/0.98	86.1/26.5	37.99	78.5/1	80/0.98	81.5/11	86.75/1.5	87.7/14.5	13.5	51.49	86/26	84/9	80/8	73/7	70/7.5	24.5	75.99		
164	(38)	47	Emily Berger Burke Connolly Academy : Southern Region, USA	R	92/43	88.75/27	84.6/0.97	70/0.96	83/0.99	28.96	86/23.5	78.6/0.96	81.2/9	91.25/33	87.2/9	41.5	70.46	81.75/1	83/5	75.5/0.99	69/1	68/0.99	2.99	73.45		
198	(47)	48	Zoey O'Reilly Scariff Locklier Leonelli : Southern Region, USA	R	81/22	72.75/0.95	89.2/28	82/20.5	82/0.98	43.48	75/0.98	79.2/0.97	82.1/16	85.25/0.99	82.2/0.96	2.94	46.42	84.5/16.5	84.5/11.5	80.4/12	70.5/2	68.7/1	25.5	71.92		
160	(39)	49	Pilar Walterscheidt O'Shea-Chaplin : New England Region, USA	R	71.25/0.96	83/1.33	83.6/0.96	74.5/0.99	89.5/53	3.28	76.5/0.99	85.6/29	80.7/6	90.75/30	89.5/36.5	65	68.28	80.5/0.99	79.5/0.99	76.9/0.99	61/0.99	69/1.75	2.97	71.25		
140	(64)	50	Anastasia Lylyk Steel : Western Region, Canada	R	74.75/0.99	79.5/0.98	83/0.95	73/0.98	85/14	2.95	76.25/0.99	82.3/6.5	74/0.97	87.5/9.5	86/0.99	8.48	11.43	83/8.5	82/1	80.3/11	80.5/25.5	81/30	45	56.43		

North American Irish Dance Championships 2026

Final Result for Competition 9A - Girls Under 14 - A

WMH = World Medal Holder : OS = Overseas : WQ = World Qualifier : R = Recaller : Score = Judges marks : IP = Irish Points (Grid Score) : FTC = Failed To Complete

		Card	Position @ recall	Final Place	Name/School	Status	ROUND 1 : Score/IP					1st Round Total (IP)	ROUND 2 : Score/IP					2nd Round total (IP)	Tottall IP for Rounds 1 & 2	ROUND 3 : Score/IP					3rd Round Total (IP) *	TOTAL IP *
							Brenda Boylan	Caoimhe Boylan McCormack	Kerry-Anne Brodenick	Colleen Coyle Kelly	Katie Maguire McMorrow		Peter Boylan	Allison Hampshire	JJ Hester	Sean Kennedy	Jackie O'Leary Fanning			Helan Greene	Kathleen Maguire O'Shea	Patricia Murphy	Breda O'Brien	Christina Ryan Kilcoyne		
229	(44)	51	Ernie Brown * Nadine Martin Academy : North West Region, England	R	82.5/26	87.5/23	83.75/0.96	69.5/0.95	87.25/32.5	49.96	75.5/0.98	81.7/1	72/0.95	92/37	84/0.98	2.96	52.92	80/0.99	80/0.99	82.1/24	64/0.99	68/0.99	2.97	55.89		
189	(46)	52	Aimee Durham Sue Fay Healy : Eastern Region, Canada	R	77.5/5.5	86.25/20	87.7/15	78.5/1	87.9/38.5	40.5	89/38	82/1.5	79.5/1	87/4.5	85.7/0.99	7	47.5	82/1	86.75/36.5	76.8/0.99	66.5/0.99	68/0.99	2.98	50.48		
142	(48)	53	Kara Jean Murphy Blackbird Academy : Mid America Region, USA	R	73/0.98	77/0.97	84/0.97	77/0.99	83/0.99	2.94	70.25/0.94	84.5/23	80.4/3	88.25/14.5	89/29.5	40.5	43.44	80.25/0.99	81/0.99	77.1/1	74.5/9.5	69/1.75	3.74	47.18		
240	(53)	54	Brie Thibodeau Burke Connolly Academy : Southern Region, USA	R	70/0.95	80.5/0.99	86.85/3	80.25/9.5	82.5/0.98	4.97	84.5/16.5	83.7/18	78.5/0.99	85.5/0.99	86.7/3	20.49	25.46	84/13.5	82.5/1.25	79.5/4	85/36	69/1.75	19.25	44.71		
234	(50)	55	Brigid Murray Irwin Academy : Mid America Region, USA	R	73/0.98	70.5/0.94	82.2/0.95	70.25/0.96	83/0.99	2.89	75.25/0.98	86.7/33	72.5/0.96	87.75/11	88/17.5	29.48	32.37	82.75/7	84.5/11.5	79/1	62/0.99	65/0.98	8.99	41.36		
205	(49)	56	Gianna Kelly Cross Keys : Mid America Region, USA	R	73.25/0.98	74.75/0.96	83.7/0.96	69/0.95	83/0.99	2.9	87/30	78.7/0.96	81.1/8	85.5/0.99	88.5/23	31.99	34.89	81.5/0.99	82/1	76.7/0.99	63.5/0.99	68/0.99	2.97	37.86		
125	(51)	57	Elise Langer Inishfree Texas : Southern Region, USA	R	69.75/0.95	79.75/0.98	86.35/0.99	80.25/9.5	80.1/0.96	2.93	77.75/1	78.75/0.96	82.5/20.5	87.25/7.5	88.2/20.5	29	31.93	82/1	81/0.99	76/0.99	66/0.99	69.5/6	2.98	34.91		
155	(59)	58	Scarlett Branch Keane O'Brien Academy : New England Region, USA	R	70.25/0.96	84/9.5	85.2/0.98	74/0.98	85.5/18	11.46	74.5/0.97	80.6/0.99	79.9/1	83.1/0.96	86/0.99	2.95	14.41	82.25/2	81.5/0.99	80.8/16	70/1	73.6/16	19	33.41		
238	(61)	59	Janie Carroll Trinity Academy : Mid America Region, USA	R	78/8.5	78.25/0.97	88.9/24	74.25/0.98	81.75/0.98	10.46	68.75/0.93	75.5/0.93	80.6/5	85.25/0.99	83.2/0.97	2.89	13.35	83.25/10.5	79/0.98	75/0.98	76/13	68.5/1	12.48	25.83		
143	(65)	60	Farrah Belle Castellano Kotelnicki : Mid Atlantic Region, USA	R	78/8.5	81/0.99	86/0.99	80/6.5	83.5/1	8.49	75.25/0.98	76.3/0.94	71.5/0.95	83.8/0.97	84/0.98	2.9	11.39	70/0.98	82.5/1.25	81.5/19	75.5/12	67/0.99	14.24	25.63		
145	(60)	61	Marion Palmer Burke School of Irish Dance, OH : Mid America Region, USA	R	74.5/0.99	82.5/1	85/0.98	72.5/0.97	84/5	2.97	82/9	81.6/1	76.5/0.98	88/12.5	86.2/1	11	13.97	82.25/2	83/5	79.1/2	72/6	69.1/4	11	24.97		
178	(62)	62	Abigail Marchal Richens/Timm : Mid America Region, USA	R	79.25/15	83.5/6	86.4/1	79/3	83.5/1	10	85/18.5	79.5/0.97	73/0.96	80.5/0.93	81/0.94	2.87	12.87	82.5/5	85.5/21	77.2/1	69.5/1	69.2/5	11	23.87		
172	(56)	63	Sofia Steffen McNamara McCarthy : Mid America Region, USA	R	78.5/11	71.5/0.95	84.2/0.97	67/0.94	82/0.98	2.9	83.5/13.5	74/0.92	83.4/25	83/0.96	85/0.98	15.44	18.34	81.5/0.99	82.5/1.25	76.2/0.99	68.5/1	70.5/9	3.24	21.58		
152	(57)	64	Mikayla Roesler Morse Academy : Mid Atlantic Region, USA	R	69/0.94	75.5/0.97	86.5/1	67/0.94	81.5/0.97	2.88	76/0.99	83/11.5	79.5/1	88.5/17	86/0.99	13.49	16.37	80/0.99	80/0.99	76.1/0.99	65/0.99	70/7.5	2.97	19.34		
108	(58)	65	Ella Tippet Bellator Academy : Mid America Region, USA	R	75.75/1	83.1/3	87.25/8	85.5/27.5	78/0.93	12	74.25/0.97	80.5/0.99	78.1/0.99	85.75/0.99	79.5/0.93	2.95	14.95	83.25/10.5	82/1	78/1	67/0.99	68.5/1	3	17.95		
174	(66)	66	Molly Lynn Yurisiniec Bell : Mid America Region, USA	R	69.25/0.95	69.5/0.93	81.5/0.94	71.25/0.97	79/0.94	2.83	81.5/6.5	84.3/22	71/0.94	80/0.92	83/0.96	8.4	11.23	80/0.99	81/0.99	75.1/0.99	60/0.98	67/0.99	2.97	14.2		
167	(67)	67	Elsa Ceimbronowicz Avoca Irish Dance : Western Region, USA		71.75/0.97	81.5/0.99	85.5/0.98	68/0.94	81.5/0.97	2.92	82/9	80.3/0.98	76.6/0.98	83.3/0.96	87/6	7.96	10.88							10.88		
196	(68)	68	Quinn Dion Morse Academy : Mid Atlantic Region, USA		71.5/0.96	83.5/6	87.3/9	75.5/0.99	82/0.98	7.97	66/0.92	77.2/0.95	76/0.98	87.25/7.5	81.5/0.95	2.88	10.85							10.85		
111	(69)	69	Kate O'Grady Johnson : Eastern Region, Canada		72/0.97	84/9.5	83.55/0.96	73.75/0.98	84/5	6.95	75/0.98	82.25/5	72.1/0.95	83.6/0.97	79.2/0.93	2.9	9.85							9.85		
215	(70)	70	Layla Gallo O'Sullivan : Mid Atlantic Region, USA		78.75/12.5	71/0.94	86.9/4	78.75/2	82.1/0.98	6.98	70.5/0.95	77.5/0.95	72/0.95	85.75/0.99	82.5/0.96	2.86	9.84							9.84		
176	(71)	71	Majja Pyykkonen Trinity Academy : Mid America Region, USA		69.5/0.95	73.5/0.96	82.3/0.95	66.5/0.93	83.5/1	2.86	81/4.5	79/0.97	74/0.97	82/0.94	88/17.5	6.44	9.3							9.3		
225	(72)	72	Maeva Kelliher * Sharon Taylor : Scotland		77.25/4	78.5/0.97	84.8/0.98	80.25/9.5	80.75/0.96	5.95	71.75/0.95	75.7/0.94	76.5/0.98	86/0.99	83.5/0.97	2.9	8.85							8.85		
146	(73)	73	Kate Jackson Trinity Academy : Mid America Region, USA		73.5/0.98	78/0.97	83.5/0.96	81/13	81/0.97	2.92	71.25/0.95	84.6/24.5	77.5/0.99	86.3/1	86.7/3	4.99	7.91							7.91		
150	(74)	74	Ainsley Adams The Academy : Mid America & Western Australia		69.5/0.95	85/14	86.3/0.99	65/0.93	81/0.97	2.91	78/1	83.6/16	71.5/0.95	86.75/1.5	86/0.99	3.49	6.4							6.4		
109	(75T)	75(T)	Noelle White Brady Academy : New England Region, USA		72.5/0.97	83/1.33	85.9/0.99	79.75/5	82.75/0.99	3.31	75.75/0.98	78/0.96	77/0.98	82.6/0.95	81.7/0.95	2.89	6.2							6.2		

North American Irish Dance Championships 2026

Final Result for Competition 9A - Girls Under 14 - A

WMH = World Medal Holder : OS = Overseas : WQ = World Qualifier : R = Recaller : Score = Judges marks : IP = Irish Points (Grid Score) : FTC = Failed To Complete



Card	Position @ recall	Final Place	Name/School	Status	ROUND 1 : Score/IP					1st Round Total (IP)	ROUND 2 : Score/IP					2nd Round total (IP)	Total IP for Rounds 1 & 2	ROUND 3 : Score/IP					3rd Round Total (IP) *	TOTAL IP *					
					Brenda Boylan	Caoimhe Boylan McCormack	Kerry-Anne Brodenick	Colleen Coyle Kelly	Katie Maguire McMorrow		Peter Boylan	Allison Hampshire	JJ Hester	Sean Kennedy	Jackie O'Leary Fanning			Helan Greene	Kathleen Maguire O'Shea	Patricia Murphy	Breda O'Brien	Christina Ryan Kilcoyne							
241	(75T)	75(T)	Katie Keaveny Clark Academy : Mid America Region, USA		73.5/0.98	83/1.33	84.65/0.97	72.75/0.97	86/24	3.28	81.5/6.5	80.7/0.99	71.2/0.94	82.25/0.95	84/0.98	2.92	6.2							6.2					
106	(77)	77	Madeleine Reidell Morse Academy : Mid Atlantic Region, USA		71.5/0.96	82.25/1	84.25/0.97	75.75/0.99	84.3/8	2.96	76/0.99	80.25/0.98	79/0.99	84.5/0.98	87/6	2.96	5.92								5.92				
117	(78)	78	Ceileigh Plourde O'Shea-Chaplin : New England Region, USA		77.5/5.5	75/0.96	85.8/0.99	67/0.94	82.75/0.99	2.94	74.75/0.98	82/1.5	78.7/0.99	84.25/0.97	86.5/1	2.97	5.91								5.91				
192	(79)	79	Siobhan Alphonso District Academy : Southern Region, USA		76.75/1	85.5/16.5	85.3/0.98	67/0.94	80/0.95	2.93	70.5/0.95	82.5/8	79.2/0.99	84.5/0.98	85.5/0.99	2.96	5.89								5.89				
115	(80)	80	Ellie McVeigh * Sharon Taylor : Scotland		74.5/0.99	77.25/0.97	85.6/0.98	76.75/0.99	80/0.95	2.94	74/0.97	79.75/0.98	76.2/0.98	84.75/0.98	78.7/0.92	2.93	5.87									5.87			
156	(81)	81	June Johnson Brady Academy : New England Region, USA		68/0.94	81.5/0.99	83.2/0.96	78.4/1	85.75/20.5	2.95	77/0.99	77.8/0.96	74.6/0.97	84.3/0.98	82/0.95	2.91	5.86									5.86			
222	(82)	82	Shannon Lahey Doherty Petri : Ireland, USA & Scotland		76.25/1	71/0.94	85.7/0.99	72/0.97	80.5/0.96	2.92	73.5/0.97	80.7/0.99	73.1/0.96	86.5/1	83.2/0.97	2.93	5.85									5.85			
186	(83)	83	Eliza Kaffenbarger Irwin Academy : Mid America Region, USA		72.25/0.97	74/0.96	82.4/0.95	67/0.94	83/0.99	2.88	72.5/0.96	81.5/1	80/1	81.25/0.93	85.2/0.99	2.95	5.83										5.83		
157	(84)	84	Greta Gollinger Brady Campbell : Mid America Region, USA		71/0.96	80.5/0.99	84.3/0.97	84/25	83/0.99	2.95	76.5/0.99	81.7/1	69/0.93	82.1/0.95	78/0.92	2.87	5.82										5.82		
158	(85)	85	Grace Dooley Clan na hÉireann : Mid Atlantic Region, USA		69.75/0.95	80/0.98	82/0.94	74/0.98	83.75/1.5	2.91	74/0.97	81.5/1	75.3/0.97	82.75/0.95	78.5/0.92	2.89	5.8										5.8		
137	(86T)	86(T)	Molly Eibhleann McBride The Kelly School of Irish Dance : New England Region, USA		66/0.92	71/0.94	84.7/0.98	75/0.99	79/0.94	2.86	70.75/0.95	84.2/21	74.5/0.97	84.1/0.97	85.7/0.99	2.93	5.79										5.79		
162	(86T)	86(T)	Meghan Woods Clann Lir Academy : New England Region, USA		70.5/0.96	73.5/0.96	81/0.94	72.25/0.97	80/0.95	2.87	72/0.96	76.7/0.94	82.5/20.5	84.1/0.97	86/0.99	2.92	5.79											5.79	
182	(86T)	86(T)	Kiera Nagle The Kelly School of Irish Dance : New England Region, USA		71.5/0.96	81.25/0.99	81.3/0.94	71.75/0.97	85/14	2.92	72/0.96	81/0.99	70/0.93	80.25/0.92	85/0.98	2.87	5.79											5.79	
184	(86T)	86(T)	Madison Lamb Yvonne Kelly Dance Academy : Eastern Region, Canada		76.5/1	72/0.95	86.6/1	68/0.94	81/0.97	2.92	73/0.96	79.7/0.97	70.5/0.94	84/0.97	80.7/0.94	2.87	5.79											5.79	
190	(86T)	86(T)	Annabelle McQuery The McLane School : Southern Region, USA		72.5/0.97	80.75/0.99	86.7/1	71/0.96	81/0.97	2.93	72/0.96	78.2/0.96	72/0.95	81/0.93	81.7/0.95	2.86	5.79											5.79	
191	(86T)	86(T)	Isabelle Daycock Killarney Irish Dance : Western Region, USA		72.75/0.97	78.5/0.97	83.8/0.96	68/0.94	79.5/0.94	2.87	76/0.99	78.5/0.96	71.4/0.95	84.75/0.98	84.7/0.98	2.92	5.79											5.79	
187	(92T)	92(T)	Margaret O'Malley McNulty : Mid America Region, USA		72.75/0.97	83.5/6	86.2/0.99	70/0.96	80/0.95	2.92	71/0.95	80/0.98	69/0.93	81/0.93	84.2/0.98	2.86	5.78												5.78
212	(92T)	92(T)	Emma Smits Marie Moore : Mid Atlantic Region, USA		74.25/0.98	69.25/0.93	85.1/0.98	70.25/0.96	80/0.95	2.89	72.75/0.96	79/0.97	76.3/0.98	83/0.96	80.2/0.94	2.89	5.78												5.78
227	(92T)	92(T)	Mae Ward The Kelly School of Irish Dance : New England Region, USA		73.5/0.98	83.75/8	85.4/0.98	68/0.94	79.1/0.94	2.9	71.5/0.95	79.5/0.97	73.5/0.96	83.75/0.97	81.2/0.95	2.88	5.78												5.78
228	(92T)	92(T)	Anna Wesgate Jamieson : Mid Atlantic Region, USA		76/1	70.5/0.94	84.9/0.98	70.5/0.96	80.25/0.96	2.9	79/1	74.2/0.92	70.4/0.94	84/0.97	83.7/0.97	2.88	5.78												5.78
128	(96T)	96(T)	Mary McCormick McNamara McCarthy : Mid America Region, USA		68/0.94	73.25/0.96	84.35/0.97	69/0.95	82.9/0.99	2.88	67.75/0.93	80.25/0.98	76.6/0.98	80.8/0.93	89/29.5	2.89	5.77												5.77
169	(96T)	96(T)	Greer Meeks Trinity Academy : Mid America Region, USA		70.5/0.96	73/0.95	82.5/0.95	73.25/0.98	80/0.95	2.86	69.5/0.94	79.3/0.97	73/0.96	85.6/0.99	85/0.98	2.91	5.77												5.77
120	(98T)	98(T)	Julia Russell Foley Academy : Southern Region, USA		71.25/0.96	71.75/0.95	86.25/0.99	77.75/0.99	80.5/0.96	2.91	71/0.95	76/0.94	73.3/0.96	81.6/0.94	82.7/0.96	2.85	5.76												5.76
121	(98T)	98(T)	Emma Johnston Bell : Mid America Region, USA		70.1/0.96	77.5/0.97	85.75/0.99	72/0.97	80.75/0.96	2.9	69.75/0.94	77/0.95	72.2/0.95	82.8/0.96	82.2/0.96	2.86	5.76												5.76
165	(98T)	98(T)	Peggy Sencion Hogan Irish Dance Academy : Mid America Region, USA		65/0.92	78/0.97	79.5/0.93	70/0.96	80/0.95	2.84	68.5/0.93	80.6/0.99	74.2/0.97	86.25/1	83/0.96	2.92	5.76												5.76

North American Irish Dance Championships 2026

Final Result for Competition 9A - Girls Under 14 - A

WMH = World Medal Holder : OS = Overseas : WQ = World Qualifier : R = Recaller : Score = Judges marks : IP = Irish Points (Grid Score) : FTC = Failed To Complete



Card	Position @ recall	Final Place	Name/School	Status	ROUND 1 : Score/IP					1st Round Total (IP)	ROUND 2 : Score/IP					2nd Round total (IP)	Total IP for Rounds 1 & 2	ROUND 3 : Score/IP					3rd Round Total (IP) *	TOTAL IP *
					Brenda Boylan	Caoimhe Boylan McCormack	Kerry-Anne Brodenick	Colleen Coyle Kelly	Katie Maguire McMorrow		Peter Boylan	Allison Hampshire	JJ Hester	Sean Kennedy	Jackie O'Leary Fanning			Helan Greene	Kathleen Maguire O'Shea	Patricia Murphy	Breda O'Brien	Christina Ryan Kilcoyne		
193	(98T)	98(T)	Caroline Sulich Trinity Academy : Mid America Region, USA		68.5/0.94	68.75/0.93	84.1/0.97	65/0.93	79/0.94	2.81	76.5/0.99	80.5/0.99	75/0.97	82.25/0.95	86.2/1	2.95	5.76							5.76
242	(98T)	98(T)	Claire Ritchie Hughes-Farrelly : Mid America Region, USA		70/0.95	79.25/0.98	82.7/0.95	70.75/0.96	80/0.95	2.86	71.25/0.95	79.2/0.97	75.1/0.97	83/0.96	84.2/0.98	2.9	5.76							5.76
200	(103)	103	Lucy Aylward Brady Campbell : Mid America Region, USA		75.5/0.99	73/0.95	83.9/0.97	76/0.99	81.25/0.97	2.93	73/0.96	74/0.92	68/0.92	82/0.94	80.7/0.94	2.8	5.73							5.73
107	(104)	104	Keira Collins Trinity Academy : Mid America Region, USA		69.75/0.95	70.25/0.93	80.9/0.94	78/1	79.75/0.94	2.83	79.5/2	77.25/0.95	72.6/0.96	83.75/0.97	82.7/0.96	2.89	5.72							5.72
154	(105)	105	Charlotte Mason Trinity Academy : Mid America Region, USA		67/0.93	70/0.93	84.5/0.97	71.5/0.97	78.1/0.93	2.83	72.5/0.96	77.5/0.95	75.5/0.97	82.6/0.95	84/0.98	2.88	5.71							5.71
138	(106T)	106(T)	Maeva McTigue Cross Keys : Mid America Region, USA		66.25/0.93	70.5/0.94	81.7/0.94	64/0.92	78.5/0.93	2.8	73.5/0.97	79.3/0.97	73.5/0.96	84.6/0.98	79/0.92	2.9	5.7							5.7
181	(106T)	106(T)	Elsie Schuknecht Inishfree Texas : Southern Region, USA		70/0.95	77.5/0.97	81.8/0.94	68/0.94	81/0.97	2.86	74/0.97	78/0.96	71/0.94	80/0.92	80.5/0.94	2.84	5.7							5.7
233	(106T)	106(T)	Clara Cantwell Bell : Mid America Region, USA		68.25/0.94	65/0.92	81.9/0.94	67.5/0.94	79.75/0.94	2.82	82.5/11	76.2/0.94	74.5/0.97	81.75/0.94	83.7/0.97	2.88	5.7							5.7
119	(109)	109	Addison Wilderson Meghan Torno School : Mid America Region, USA		76.25/1	71.25/0.95	83.3/0.96	64/0.92	80/0.95	2.86	67.25/0.92	77.75/0.95	72.3/0.95	82.1/0.95	79.5/0.93	2.83	5.69							5.69
110	(110)	110	Emma Black Brady Campbell : Mid America Region, USA		69/0.94	70.75/0.94	82.8/0.95	78.25/1	82.5/0.98	2.87	83.5/13.5	76.25/0.94	69.5/0.93	81.3/0.94	79/0.92	2.81	5.68							5.68
170	(111T)	111(T)	Freya Graham * Sharon Taylor : Scotland		66.5/0.93	68/0.93	83.1/0.95	65/0.93	76/0.92	2.79	74.25/0.97	74.7/0.93	76/0.98	82.3/0.95	83/0.96	2.88	5.67							5.67
230	(111T)	111(T)	Charlotte Fisher Trinity Academy : Mid America Region, USA		67.25/0.93	70.5/0.94	79.9/0.93	67/0.94	79.75/0.94	2.81	67.5/0.92	76/0.94	73.2/0.96	83.25/0.96	84.5/0.98	2.86	5.67							5.67
118	(113T)	113(T)	Madelyn Grap McNulty : Mid America Region, USA		74.5/0.99	73.25/0.96	82.9/0.95	65/0.93	79/0.94	2.85	70.25/0.94	78.75/0.96	70.7/0.94	80.6/0.93	79.2/0.93	2.81	5.66							5.66
133	(113T)	113(T)	Noelle Taylor Sionnaine Academy : Western Region, Canada		74/0.98	69/0.93	78/0.92	72/0.97	77/0.92	2.82	72.5/0.96	78.7/0.96	78.8/0.99	80/0.92	78.5/0.92	2.84	5.66							5.66
183	(113T)	113(T)	Abby Hintzelman Glencastle Irish Dancers : Mid America Region, USA		65/0.92	76/0.97	78.7/0.92	70.75/0.96	82/0.98	2.85	68/0.93	80.2/0.98	67/0.92	80.75/0.93	81.2/0.95	2.81	5.66							5.66
171	(116T)	116(T)	Kayleigh Schnettgoecke Clark Academy : Mid America Region, USA		69.25/0.95	68.5/0.93	81.6/0.94	64/0.92	78/0.93	2.8	75.5/0.98	75.3/0.93	67.5/0.92	82/0.94	84/0.98	2.85	5.65							5.65
194	(116T)	116(T)	Harriette Fenstermacher * Dairiada : Queensland, Australia		66.5/0.93	72.5/0.95	81.4/0.94	79.5/4	80/0.95	2.84	68.5/0.93	77/0.95	69.25/0.93	81.5/0.94	80.5/0.94	2.81	5.65							5.65
195	(118)	118	Maddelyn Montel Jackie Flynn Academy : Western Region, USA		66.5/0.93	70.25/0.93	78.6/0.92	68/0.94	78/0.93	2.79	67/0.92	75/0.93	70.1/0.93	86/0.99	86.5/1	2.85	5.64							5.64
129	(119T)	119(T)	Lily Steets Byrnes Dwyer : Mid America Region, USA		65/0.92	78.75/0.98	83.85/0.96	67/0.94	79.75/0.94	2.84	68.75/0.93	74/0.92	65.5/0.92	81.8/0.94	81/0.94	2.79	5.63							5.63
134	(119T)	119(T)	Norah O'Donnell Hogan Irish Dance Academy : Mid America Region, USA		74/0.98	67.5/0.92	78.5/0.92	68/0.94	78/0.93	2.79	68/0.93	81.2/0.99	72.4/0.95	83.25/0.96	79/0.92	2.84	5.63							5.63
203	(119T)	119(T)	Nora Connolly Bell : Mid America Region, USA		68.75/0.94	71.75/0.95	80.7/0.93	65/0.93	78.75/0.94	2.81	71.5/0.95	74.5/0.93	71.1/0.94	79.75/0.92	82.7/0.96	2.82	5.63							5.63
221	(119T)	119(T)	Scarlett Tichy Ashurst Academy : New England Region, USA		67.75/0.93	70.5/0.94	83.4/0.96	71.5/0.97	80.1/0.96	2.86	67.5/0.92	74/0.92	67.25/0.92	80.75/0.93	80/0.93	2.77	5.63							5.63
226	(119T)	119(T)	Samantha Ego Keane O'Brien Academy : New England Region, USA		66.75/0.93	73.5/0.96	82.6/0.95	66/0.93	77.75/0.92	2.81	69.5/0.94	74.5/0.93	70.2/0.93	82.75/0.95	81.5/0.95	2.82	5.63							5.63
131	(124T)	124(T)	Emma Dougherty Trinity Academy : Mid America Region, USA		77/2.5	67/0.92	80/0.93	69/0.95	78/0.93	2.81	69/0.94	76.25/0.94	69.5/0.93	81.1/0.93	79/0.92	2.8	5.61							5.61
211	(124T)	124(T)	Elise Squeo Penk-O'Donnell : Western Region, Canada		65.75/0.92	72.75/0.95	79.8/0.93	68/0.94	79/0.94	2.81	73/0.96	75.5/0.93	71.3/0.94	81.25/0.93	79.7/0.93	2.8	5.61							5.61

North American Irish Dance Championships 2026

Final Result for Competition 9A - Girls Under 14 - A

WMH = World Medal Holder : OS = Overseas : WQ = World Qualifier : R = Recaller : Score = Judges marks : IP = Irish Points (Grid Score) : FTC = Failed To Complete



Card	Position @ recall	Final Place	Name/School	Status	ROUND 1 : Score/IP					1st Round Total (IP)	ROUND 2 : Score/IP					2nd Round total (IP)	Total IP for Rounds 1 & 2	ROUND 3 : Score/IP					3rd Round Total (IP) *	TOTAL IP *
					Brenda Boylan	Caimithe Boylan McCormack	Kerry-Anne Broderick	Colleen Coyle Kelly	Katie Maguire McMorrow		Peter Boylan	Allison Hampshire	JJ Hester	Sean Kennedy	Jackie O'Leary Fanning			Helan Greene	Kathleen Maguire O'Shea	Patricia Murphy	Breda O'Brien	Christina Ryan Kilcoyne		
210	(1267)	126(T)	Sofia Sweeney-Marino Trinity Academy : Mid America Region, USA		68.25/0.94	69.25/0.93	79.6/0.93	65/0.93	79.9/0.95	2.8	69/0.94	74.2/0.92	76.1/0.98	79.5/0.92	80.5/0.94	2.8	5.6						5.6	
231	(1267)	126(T)	Josie Brueggemann Bentley Academy : Mid America Region, USA		68.25/0.94	66/0.92	78.9/0.92	64/0.92	77/0.92	2.76	70/0.94	73.7/0.92	70.6/0.94	83.5/0.96	83.5/0.97	2.84	5.6						5.6	
239	(1267)	126(T)	Grace Daniels Hogan Irish Dance Academy : Mid America Region, USA		69/0.94	67.25/0.92	80.3/0.93	67/0.94	76/0.92	2.79	67.25/0.92	75.2/0.93	68.5/0.93	82.5/0.95	86/0.99	2.81	5.6						5.6	
218	(129)	129	Paisley Pulham Inishfree Texas : Southern Region, USA		67.5/0.93	69/0.93	80.6/0.93	70/0.96	78.25/0.93	2.79	68.5/0.93	74.7/0.93	70.3/0.94	81.5/0.94	79.7/0.93	2.8	5.59						5.59	
159	(1307)	130(T)	Maggie McGuire Devrin Academy : Mid Atlantic Region, USA		65.25/0.92	72/0.95	79/0.92	65/0.93	78/0.93	2.78	69.75/0.94	73.5/0.92	69.75/0.93	80.5/0.93	79/0.92	2.78	5.56						5.56	
199	(1307)	130(T)	Fallon DeFrancesco McDonough-Grimes : New England Region, USA		65.5/0.92	66.5/0.92	77/0.92	62/0.92	78/0.93	2.76	68/0.93	76.7/0.94	68.25/0.92	81.75/0.94	80/0.93	2.8	5.56						5.56	
208	(132)	132	Catherine Messina O'Shea-Chaplin : New England Region, USA		67/0.93	65.5/0.92	80.8/0.93	68.5/0.95	77.5/0.92	2.78	66.5/0.92	75.2/0.93	65/0.92	79/0.92	80/0.93	2.77	5.55						5.55	