

North American Irish Dance Championships 2026



Results for Competition 10A : Girls Under 13 - A

Adjudicators

Round 1

Grace Ann Coyle
Johnathan McMorrow

Vincent O'Connor

Stephen McAteer
Kate O'Connor

Round 2

Helen Greene
Patricia Murphy

Christina Ryan Kilcoyne

Kathleen Maguire
Breda O'Brien

Round 3

Peter Boylan
JJ Hester


Jackie O'Leary Fanning

Alison Hampshire
Sean Kennedy

North American Irish Dance Championships 2026

Final Result for Competition 10A - Girls Under 13 - A


WMH = World Medal Holder : OS = Overseas : WQ = World Qualifier : R = Recaller : Score = Judges marks : IP = Irish Points (Grid Score) : FTC = Failed To Complete

		Card	Position @ recall	Final Place	Name/School	Status	ROUND 1 : Score/IP					1st Round Total (IP)	ROUND 2 : Score/IP					2nd Round total (IP)	Total IP for Rounds 1 & 2	ROUND 3 : Score/IP					3rd Round Total (IP) *	TOTAL IP *
							Grace Ann Coyle	Stephen McAleer	Johnathan Mc Morrow	Kate O'Connor	Vincent O'Connor		Helen Greene	Kathleen Maguire	Patricia Murphy	Breda O'Brien	Christina Ryan Kilcoyne			Peter Boylan	Alison Hampshire	JJ Hester	Sean Kennedy	Jackie O'Leary Fanning		
169	(1)	1	Nela Fusko * Murchu Duiginn : Southern Region, England	OS	98.3/65	89/65	89/100	97.5/100	95.5/100	265	95/100	91.5/75	88.5/53	91.5/100	88/60	235	500	93.5/75	89/56	97.5/60	94.5/65	90.5/65	190	690		
150	(2)	2	Annabelle Mollmann The Academy : Mid America & Western Australia	WMH	96/32	89.75/75	85/56	97/75	94/75	206	92/65	92/100	95/100	91/75	90/65	240	446	93/65	92/100	97/56	96/100	90.7/75	240	686		
185	(3)	3	Summer Conway * Loughran : North West Region, England	OS	99/100	81.5/38	87.5/75	96.75/65	91.5/56	196	94/75	89.5/65	90/60	89/65	93/100	205	401	94/100	91.2/75	98.5/100	95.5/75	90.2/58	250	651		
166	(4)	4	Payton Walsh DeNogla Academy : Mid Atlantic Region, USA	WQ	97.5/50	83.5/56	86/65	96/53	85.5/38	159	87/46	88/48.5	82.3/37	88.75/60	87/53	147.5	306.5	91.5/56	90/60	98/75	93.25/50	90/53	169	475.5		
210	(5T)	5	McKenna Barnett Connolly Irish Dance : Western Region, USA	WMH	96.7/39	77/16.5	84.5/47	96.25/56	93/60	142	86.25/38	89/60	79.6/10.5	87.5/44	86.5/50	132	274	92/60	86.5/41	96.5/53	94/60	89.5/50	163	437		
137	(5T)	6	Vivian Corti Rince Na Tiarna : Mid Atlantic Region, USA	WQ	98.1/60	78.5/26.5	84.75/50	95.75/50	93.5/65	160	81.5/22	88.75/56	77.4/0.98	88.5/56	83/36	114	274	83.5/31.5	85.2/39	92.5/39	93.75/54.5	91/100	132.5	406.5		
205	(7)	7	Nora Dawso * The Academy : Mid America & Western Australia	OS	97.2/43	79/28.5	80.3/35	93.25/43	87.5/47	121	89.25/60	86/33.5	91/65	88/50	71/6	143.5	264.5	89.5/47	87.7/47	96/50	92.8/45	89.2/47	141	405.5		
197	(12)	8	Isla McDonagh Forbes : New England Region, USA	WQ	94.6/16	81.75/39	79.3/26	95/47	81/11	81	87.5/56	87/43	83.5/43	86.75/38	85/45	131	212	85/35	90.7/65	93/41	91.5/37.5	90.2/58	136.5	348.5		
112	(8)	9	Cara Nic Ruairi * Sharon Taylor : Scotland	OS	97.9/56	91.5/100	81.5/39	93.75/45	86/39	140	87/46	85/26	78.5/1	87.25/41	81.4/32	99	239	91/53	84/33	82/20	92/41	86/33.5	107.5	346.5		
180	(10)	10	Isla Nolan The Michaela Hinds Academy : Eastern Region, Canada	WQ	95.5/26.5	83/53	84/45	96.5/60	89.5/50	148	82.25/29	84/16	81.2/28.5	71.75/7	82.7/35	73.5	221.5	87.25/41	86.7/43	91.5/37	93.75/54.5	84/18.5	121	342.5		
113	(11)	11	Gracelle Cordeau Magennis Academy : Southern Region, USA	WQ	93.7/7	85/60	84.8/53	91.25/31	80.75/9	93	82.25/29	87/43	92/75	87.5/44	84/41	128	221	86/37	87.2/45	90/34	90.5/33	89/45	116	337		
158	(9)	12	Anslay Kerns Kavanagh Porter: USA & Ireland	WQ	97/41	82.6/47	78.5/17	89.75/27	84.5/34.5	102.5	86.75/42	86.5/37.5	86/50	87/39	86/47	128	230.5	80/23	81.5/19	85/28	90/31.5	84.5/22	73	303.5		
186	(19)	13	Delaney Minner The Montgomery Frank Academy : Southern Region, USA	WQ	85/0.95	82.75/50	80.4/36	93/41	90/53	127	81/13.5	83/6.5	76/0.97	67/0.99	90.5/75	20.99	147.99	90.5/50	88.5/53	97.75/65	92.75/43	86.5/36	146	293.99		
130	(13)	14	Bridget Solan Rochester Academy : Mid Atlantic Region, USA	WQ	90.2/0.97	79.75/33.5	85.25/60	91.75/34.5	82.6/24	92	82.5/31.5	86/33.5	80.7/23	86/37	83.3/37	102	194	83/30	83.5/31	93.5/43	89.5/29.5	86.2/35	96	290		
125	(21)	15	Katherine McCann The Michaela Hinds Academy : Eastern Region, Canada	WQ	95.9/31	79/28.5	83.5/43	92.25/37	87.25/45	111	80.5/5	84.75/24	81.5/33	70.5/2.5	70/2	31.5	142.5	87/39	88/50	95/47	93/47	85/25	133	275.5		
110	(15)	16	Aeryn Jolly Connick School of Irish Dance : Southern Region, USA	WQ	95.6/28	77.5/20.5	80.6/37	91/30	79.25/1	78.5	81.5/22	85.5/29	85/45	80.25/30	69/0.98	81	159.5	86.5/38	84.2/34.5	81.5/18.5	90.75/34	87.5/41	106.5	266		
167	(14)	17	Emersyn Connolly Keane O'Brien Academy : New England Region, USA	WQ	96.5/37	77.75/22	81/38	90/28.5	83/26	91.5	85.5/36.5	85.5/29	89/56	80.75/32	81/29.5	98	189.5	74.75/9	82.7/27	91/36	86.75/18	84.7/23	68	257.5		
129	(20)	18	Madelyn Hoble Kavanagh Porter: USA & Ireland	WQ	98.5/75	77/16.5	78.3/16	91.5/32.5	84/32	81	80.5/5	83/6.5	80.6/22	87.75/47	82.5/34	62.5	143.5	89/45	83/28	92/38	91/35	83/11.5	101	244.5		
211	(23)	19	Summer Parfitt * Scanlon : Midlands Region, England/Wales	OS	97.4/47	78.5/26.5	75/0.99	80.75/0.98	84.5/34.5	61.99	82.5/31.5	83/6.5	79.7/12.5	81/33	80/23.5	67.5	129.49	85.5/36	84.2/34.5	87.5/33	91.5/37.5	87.2/39	108	237.49		
160	(17)	20	Audrey Grace McKenna Bell : Mid America Region, USA	WQ	95.8/30	82/41	83/41	90/28.5	84.25/33	104	80.25/1	84.5/21	81.2/28.5	84/36	68/0.96	50.5	154.5	76/14.5	85/38	84/26	91.25/36	81.2/1	76.5	231		
193	(22)	21	Kasey Fronio The Irish Dance Company : Mid Atlantic Region, USA	R	96.2/34	79.5/31	80.1/33	92.5/38	83.5/30	98	80.25/1	84/16	79.1/5	79.75/28	79/20.5	41.5	139.5	84.5/34	80.5/14	84.5/27	89.5/29.5	86/33.5	90	229.5		
172	(18)	22	Roisin Fitzpatrick Pender - Keady Academy : Mid Atlantic Region, USA	R	95/21	81/37	80.25/34	89/24	77.5/0.99	79	80.3/2	83/6.5	85.5/47	78.5/25	84.5/43	74.5	153.5	76.75/17	81.7/20	83.5/25	88/24	88.7/43	69	222.5		
190	(16)	23	Isabella Gavin Kavanagh Porter: USA & Ireland	R	93.1/1	79.5/31	79.2/24	92/36	80.5/7.5	62.5	83/33	86/33.5	83/39	80/29	80/23.5	95.5	158	81.5/27	81/16	79.5/11	86.8/19	85.5/30	62	220		
183	(24)	24	Lily Cavanaugh Connolly Irish Dance : Western Region, USA	R	92.8/1	82.25/43	79/21.5	85/3.5	81/11	36	86.5/39	82/1	80/16	79/26	83.5/38	80	116	80.5/24	84.7/37	85.5/29	91.75/39	85/25	91	207		
195	(28)	25	Elle McConnel Keane O'Brien Academy : New England Region, USA	R	95.7/29	77/16.5	79.75/29.5	84.5/1	86.5/41	75	81.5/22	78/0.96	79.5/9	66/0.99	81.3/31	31.99	106.99	81/25.5	82.6/26	80.6/16	90/31.5	85.7/31.5	83	189.99		

North American Irish Dance Championships 2026

Final Result for Competition 10A - Girls Under 13 - A


WMH = World Medal Holder : OS = Overseas : WQ = World Qualifier : R = Recaller : Score = Judges marks : IP = Irish Points (Grid Score) : FTC = Failed To Complete

			Grace Ann Coyle	Stephen McAleer	Johnathan Mc Morrow	Kate O'Connor	Vincent O'Connor	1st Round Total (IP)	Helen Greene	Kathleen Maguire	Patricia Murphy	Breda O'Brien	Christina Ryan Kilcoyne	2nd Round total (IP)	Total IP for Rounds 1 & 2	Peter Boylan	Alison Hampshire	JJ Hester	Sean Kennedy	Jackie O'Leary Fanning	3rd Round Total (IP) *	TOTAL IP *		
Card	Position @ recall	Final Place	Name/School	Status	ROUND 1 : Score/IP					ROUND 2 : Score/IP					ROUND 3 : Score/IP									
143	(37)	26	Aoife Stegeman Clarkson School of Irish Dance : Mid America Region, USA	R	96.4/36	75/4	77.6/9	85/3.5	76.5/0.98	16.5	80.75/9.5	86.5/37.5	81.3/30	74.5/14	70/2	53.5	70	88/43	83.2/29	94/45	87.5/22	83.5/15.5	94	164
187	(36)	27	Lola Troy Magennis Academy : Southern Region, USA	R	94.7/17.5	72.5/0.97	78.25/15	92.75/39	85/36.5	69	80.25/1	80/0.97	75/0.96	68/0.99	70/2	2.96	71.96	82.5/29	82.3/24	81.5/18.5	89.25/28	87/38	81	152.96
216	(32T)	28	Ebony Frenyea Morse Academy : Mid Atlantic Region, USA	R	95.2/23	74/1	78.75/19	89.25/25	82/18	60	81.25/18	88/48.5	76.9/0.98	73/10	67/0.95	28.98	88.98	83.5/31.5	79.8/10	83.1/24	84.75/11	85.2/28	63	151.98
203	(30)	29	Karina Sach Scariff Lockier Leonelli : Southern Region, USA	R	95.3/25	76.5/12	77.9/12	78/0.97	79/1	25	87.25/51.5	79.5/0.97	77.5/0.99	74/13	87.15/56	65.49	90.49	75.75/13	83.4/30	82.5/21.5	88.75/26	81.7/2.5	60.5	150.99
124	(31)	30	Isabelle Young The Academy : Mid America & Western Australia	R	97.3/45	77/16.5	79.6/28	85.75/7.5	82/18	62.5	80.75/9.5	84/16	80.9/24	59.75/0.97	69.5/0.99	26.49	88.99	84/33	82.2/23	81/17	87/20	83.7/17	60	148.99
149	(43)	31	Keira Spry Magennis Academy : Southern Region, USA	R	88.5/0.96	73/0.98	79.5/27	83.5/0.99	87/43	28.97	81/13.5	82/1	77.6/0.99	81.5/34	73/13	27.5	56.47	73.75/4	84.5/36	90.5/35	86.5/17	85.2/28	80	136.47
136	(26)	32	Rain Pryor-Poole Richens/Timm : Mid America Region, USA	R	95.25/24	74.5/1.33	72.1/0.97	83.75/0.99	82.5/22	24.32	82/26.5	86.5/37.5	82.5/38	57.75/0.96	80/23.5	87.5	111.82	76.5/16	76/2	73/1	81/6	84/18.5	24	135.82
126	(27)	33	Hailey Jacobs Nugent : Mid America Region, USA	R	96.1/33	82.5/45	78.1/14	86.25/10.5	78/0.99	57.5	81/13.5	85.5/29	83.1/41	63/0.98	72/9	51.5	109	82/28	78/5	77/6	85/12	82.2/6	24	133
135	(32T)	34	Brianne Meehan Mulvihill-Lynch : Mid Atlantic Region, USA	R	92.1/0.99	77/16.5	72/0.96	87/15.5	78.5/0.99	17.48	81.25/18	82/1	81.1/26.5	79.5/27	80.6/27.5	71.5	88.98	78/21	82.5/25	76.5/4	79/3	83.2/13.5	38.5	127.48
142	(25)	35	Clara Artukovic Aniar Academy : Western Region, USA	R	95.5/26.5	73.25/0.99	79.75/29.5	91.75/34.5	83.5/30	86	77.5/0.95	87/43	81.1/26.5	55.5/0.96	68/0.96	28.42	114.42	72/1	78.5/6	75/2	77.5/1	81.5/1	4	118.42
165	(35)	36	Layla Mccaffary * Sharon Taylor : Scotland	R	94.3/14	76/8.5	79/21.5	76/0.96	75.5/0.98	23.48	80.25/1	85/26	81.6/34.5	77.5/23	69/0.98	50	73.48	74.5/7.5	80.2/13	79/10	87.25/21	85.7/31.5	44	117.48
182	(40)	37	Caitlin Jochum Culkin : Southern Region, USA	R	94.9/20	80/35	74.3/0.98	84.25/1	85/36.5	56	78.5/0.96	79/0.96	79/4	70/1	77/18	5.96	61.96	75.5/12	79.7/9	86/30	87.75/23	84.2/20.5	55.5	117.46
114	(29)	38	Mia Butler Bellator Academy : Mid America Region, USA	R	91.9/0.99	76/8.5	76/1	86.75/13.5	77/0.98	10.49	85.25/35	88.5/53	78.3/1	73.5/12	83.6/39	86	96.49	81/25.5	77/3	76/3	80/4	82.7/9.5	16.5	112.99
191	(47)	39	Rory Clare Southard Richens/Timm : Mid America Region, USA	R	93.6/6	78/23.5	77.8/11	91.5/32.5	78.5/0.99	40.5	80/0.99	75/0.95	78/0.99	69.5/1	80/23.5	2.98	43.48	77.5/20	81.3/18	82.5/21.5	89/27	86.7/37	68.5	111.98
198	(51)	40	Lyra Devlin Pender - Keady Academy : New England Region, USA	R	88/0.96	79.5/31	76/1	80/0.98	79.5/1	2.98	79.25/0.98	84.5/21	79.9/15	72/8	76/16.5	39.5	42.48	75.25/11	83.7/32	87/32	88.5/25	83/11.5	68.5	110.98
122	(39)	41	Allison Nellis Hughes-Farrelly : Mid America Region, USA	R	94.1/12	74.5/1.33	76.5/1	76.75/0.96	80/3.5	5.83	87.25/51.5	85.75/31	80.5/21	71.5/6	70/2	58	63.83	77/18.5	81.2/17	83/23	84/9	82/4.5	44.5	108.33
120	(42)	42	Charlotte Todt McNamara McCarthy : Mid America Region, USA	R	93.5/4.5	72/0.97	76.8/2	77.75/0.97	75/0.97	3.94	85/34	84.5/21	78.6/1	82/35	69/0.98	56	59.94	79/22	82/21	78/8	82/7	82.5/7.5	36.5	96.44
155	(34)	43	Zoey Servais Bellator Academy : Mid America Region, USA	R	94/11	75/4	77.2/5.5	86.25/10.5	75/0.97	20	80/0.99	86/33.5	79.3/7	88.25/53	74/14.5	55	75	77/18.5	75/1	74/1	78.25/1	83.2/13.5	15.5	90.5
196	(46)	44	Ashlyn McCanna Aniar Academy : Western Region, USA	R	93.2/1	73.5/0.99	75/0.99	81.5/0.98	78/0.99	2.97	80/0.99	85/26	77.5/0.99	77/22	79/20.5	43.49	46.46	72.5/1	82.1/22	86.5/31	86.25/16	82/4.5	42.5	88.96
174	(41)	45	Valerie Bova Sue Fay Healy : Eastern Region, Canada	R	96.3/35	80.5/36	79.1/23	74/0.96	79.5/1	59	78/0.95	79/0.96	76.6/0.98	76.5/21	69/0.98	2.92	61.92	73/2	80/11	73.5/1	85.5/14	85.2/28	27	88.92
214	(44)	46	Fiona McIlraith Trinity Academy : Mid America Region, USA	R	97.8/53	73/0.98	77.75/10	81.75/0.98	72/0.96	11.96	80.25/1	84.5/21	80.2/18	67.5/0.99	82/33	40	51.96	74.5/7.5	80.1/12	80.1/14	84.5/10	83.5/15.5	36	87.96
175	(38)	47	Adeline Kerns Kavanagh Porter: USA & Ireland	R	95.1/22	72.5/0.97	79.8/31	84/1	80.5/7.5	30.5	81.75/24.5	84/16	76.7/0.98	76.25/20	68/0.96	36.98	67.48	72/1	79.5/8	80.5/15	80.25/5	81/1	14	81.48
199	(49)	48	Bella Pitterle Trinity Academy : Mid America Region, USA	R	92.3/0.99	79.75/33.5	77.2/5.5	81/0.98	82/18	24.49	80/0.99	81.5/0.99	80.1/17	62/0.98	76/16.5	18.48	42.97	76/14.5	79.2/7	79.6/12	85.25/13	82.5/7.5	32.5	75.47
168	(52)	49	Samantha McAdams Trinity Academy : Mid America Region, USA	R	90/0.97	72.5/0.97	72/0.96	80.25/0.98	82.5/22	2.92	81.75/24.5	81/0.99	79.7/12.5	78/24	70/2	38.5	41.42	73.5/3	80.7/15	78.5/9	86/15	82.7/9.5	33.5	74.92
144	(48)	50	Riley Grace Gonca Kavanagh Porter: USA & Ireland	R	93.75/8	76/8.5	75.5/0.99	88.25/22	77.5/0.99	17.49	81/13.5	82/1	81.4/31.5	73.25/11	69/0.98	25.5	42.99	75/10	74/1	80/13	78.5/2	84.2/20.5	25	67.99

North American Irish Dance Championships 2026

Final Result for Competition 10A - Girls Under 13 - A

WMH = World Medal Holder : OS = Overseas : WQ = World Qualifier : R = Recaller : Score = Judges marks : IP = Irish Points (Grid Score) : FTC = Failed To Complete

		Card	Position @ recall	Final Place	Name/School	Status	Grace Ann Coyle	Stephen McAleer	Johnathan Mc Morrow	Kate O'Connor	Vincent O'Connor	1st Round Total (IP)	Helen Greene	Kathleen Maguire	Patricia Murphy	Breda O'Brien	Christina Ryan Kilcoyne	2nd Round total (IP)	Total IP for Rounds 1 & 2	ROUND 3 : Score/IP					3rd Round Total (IP) *	TOTAL IP *
																				Peter Boylan	Alison Hampshire	JJ Hester	Sean Kennedy	Jackie O'Leary Fanning		
							ROUND 1 : Score/IP					ROUND 2 : Score/IP														
192	(45)	51	Leah Lengel Rince Na Tiarna : Mid Atlantic Region, USA	R	91.7/0.98	76/8.5	77.1/4	89.5/26	75/0.97	13.48	81.25/18	81/0.99	77/0.98	75/15	80.6/27.5	33.99	47.47	74/5.5	75.5/1	76.6/5	82.5/8	85/25	18.5	65.97		
134	(50)	52	Oaklie Huntington Bellator Academy : Mid America Region, USA	R	96.6/38	74/1	73.7/0.98	88.75/23	75.5/0.98	24.98	80/0.99	84.5/21	77.9/0.99	75.25/16	69.3/0.99	17.98	42.96	74/5.5	77.5/4	77.5/7	78/1	81.7/2.5	12	54.96		
153	(53)	53	Lucy Arnoldt Trinity Academy : Mid America Region, USA		93/1	78/23.5	76/1	87/15.5	82.25/20	36.5	78.25/0.96	82/1	78.4/1	60.5/0.97	69.7/0.99	2.96	39.46							39.46		
151	(54)	54	Audrey Howes Irwin Academy : Mid America Region, USA		89.9/0.97	73.5/0.99	75/0.99	82/0.99	81.5/15	2.97	82.25/29	83/6.5	78.3/1	75.75/18	72.5/11.5	36	38.97							38.97		
152	(55)	55	Margaret Amina Dimarco Blackbird Academy : Mid America Region, USA		94.5/15	75.5/6	74.75/0.98	86.5/12	82.5/22	33	79.75/0.98	82.5/1.5	78.2/0.99	70.5/2.5	71.5/7	4.99	37.99							37.99		
161	(56)	56	Mary Grace Lutwin Francis Academy : Mid Atlantic Region, USA		91.5/0.98	78.25/25	80/32	86/9	75.5/0.98	34.98	78.75/0.97	79/0.96	76.3/0.97	72.5/9	68/0.96	2.9	37.88							37.88		
121	(57)	57	Lydia Wesselowski Trinity Academy : Mid America Region, USA		92.6/0.99	76.5/12	73/0.97	77.5/0.97	83.25/28	13.96	85.5/36.5	81/0.99	80.3/19	65/0.99	68.2/0.98	20.98	34.94							34.94		
156	(58)	58	Camille Plumley Connolly Irish Dance : Western Region, USA		91/0.98	77/16.5	76.25/1	88/21	80.25/6	23.5	78.5/0.96	81/0.99	79.4/8	65.5/0.99	74/14.5	9.98	33.48							33.48		
132	(59)	59	Ayla West Steel : Western Region, Canada		89.1/0.97	72.5/0.97	73.6/0.97	87.75/20	83/26	21.94	80.75/9.5	79/0.96	80.4/20	64.25/0.98	69/0.98	11.46	33.4							33.4		
157	(60)	60	Paige Brown McGonagle School of Irish Dance : New England Region, USA		86.5/0.96	74/1	74.3/0.98	83.25/0.99	69/0.95	2.93	80.25/1	83/6.5	81.6/34.5	68/0.99	78.9/19	26.5	29.43							29.43		
201	(61)	61	Isla Jurgenson Bellator Academy : Mid America Region, USA		93.9/10	72/0.97	78.8/20	77/0.97	76/0.98	11.95	79.25/0.98	80.5/0.98	74.5/0.96	80.5/31	72.5/11.5	13.46	25.41							25.41		
209	(62)	62	Teagan Koren Dennehy : Mid America Region, USA		94.8/19	72/0.97	74.25/0.98	82.25/0.99	78.5/0.99	2.96	81.25/18	80/0.97	81/25	55/0.96	68/0.96	19.93	22.89							22.89		
207	(63)	63	Zion Reddish Kavanagh Porter : USA & Ireland		93.4/3	74/1	76.25/1	85.25/5	81.5/15	9	86.75/42	80.5/0.98	79.6/10.5	61/0.97	70/2	13.48	22.48							22.48		
204	(64)	64	Emily Leong Claddagh Irish Dance : Eastern Region, Canada		92.7/0.99	73/0.98	74/0.98	84.75/2	83.5/30	3.97	81.25/18	84/16	78.1/0.99	70.25/1	69/0.98	17.99	21.96							21.96		
111	(65)	65	Esme Foell Ardaigh Suas Academy : Mid America Region, USA		92.9/1	72/0.97	75/0.99	83.25/0.99	74.5/0.97	2.95	79.5/0.98	82/1	78.1/0.99	75.5/17	80.3/26	18.99	21.94							21.94		
115	(66)	66	Catherine Kangas Kavanagh Porter : USA & Ireland		92.4/0.99	74/1	72/0.96	87.5/18.5	81.25/13	14.99	78.25/0.96	79/0.96	73.5/0.95	54.5/0.95	68/0.96	2.87	17.86							17.86		
164	(67)	67	Anastacia Whelan Bentley Academy : Mid America Region, USA		90.5/0.98	77.5/20.5	74.6/0.98	83.75/0.99	74.5/0.97	2.95	79/0.97	83.5/12.5	81.4/31.5	68.5/0.99	68/0.96	14.46	17.41							17.41		
119	(68)	68	Susan Ullman Marie Moore : Mid Atlantic Region, USA		91.8/0.99	72.5/0.97	77.3/7	84.25/1	76.25/0.98	2.97	78.5/0.96	83/6.5	79.2/6	76/19	68/0.96	13.46	16.43							16.43		
138	(69)	69	Claire Brkovich Trinity Academy : Mid America Region, USA		90.25/0.98	72.5/0.97	71.5/0.96	86.75/13.5	81/11	12.95	80.75/9.5	82/1	75.4/0.97	58.25/0.97	69/0.98	2.95	15.9							15.9		
213	(70)	70	Courtney Brennan O'Shea-Chaplin : New England Region, USA		85.5/0.96	73.5/0.99	77.5/8	85.75/7.5	80/3.5	11.99	80.25/1	81/0.99	79.8/14	64.5/0.98	68/0.96	2.97	14.96							14.96		
184	(71)	71	Madeline McHugh Trinity Academy : Mid America Region, USA		91.2/0.98	73/0.98	78/13	85.5/6	79/1	7.98	82/26.5	77/0.95	74/0.95	71/4	70/2	6.95	14.93							14.93		
194	(72)	72	Emeline Reece Burke School of Irish Dance, OH : Mid America Region, USA		87/0.96	75/4	74/0.98	87.25/17	77/0.98	5.96	80.5/5	82/1	77.1/0.98	69.25/1	81/29.5	7	12.96							12.96		
177	(73)	73	Avery Campagna Harling : Mid America Region, USA		89.5/0.97	68.5/0.95	70/0.95	70/0.95	69.5/0.95	2.85	80.5/5	81/0.99	78.7/1.5	63.75/0.98	72/9	7.49	10.34							10.34		
162	(74)	74	Molly Gorman Brady Campbell : Mid America Region, USA		89.8/0.97	73.5/0.99	75.75/0.99	82.5/0.99	73/0.96	2.95	78.5/0.96	83.5/12.5	74/0.95	71.25/5	68/0.96	6.92	9.87							9.87		
133	(75)	75	Valentina Aubrion Sionnaine Academy : Western Region, Canada		93.25/1	67/0.95	71.8/0.96	78.25/0.97	72.5/0.96	2.89	80.5/5	86.5/37.5	77.2/0.98	61.5/0.98	68/0.96	6.96	9.85							9.85		

North American Irish Dance Championships 2026

Final Result for Competition 10A - Girls Under 13 - A

WMH = World Medal Holder : OS = Overseas : WQ = World Qualifier : R = Recaller : Score = Judges marks : IP = Irish Points (Grid Score) : FTC = Failed To Complete



Card	Position @ recall	Final Place	Name/School	Status	ROUND 1 : Score/IP					1st Round Total (IP)	ROUND 2 : Score/IP					2nd Round total (IP)	Tottal IP for Rounds 1 & 2	ROUND 3 : Score/IP					3rd Round Total (IP) *	TOTAL IP *
					Grace Ann Coyle	Stephen McAleer	Johnathan Mc Morrow	Kate O'Connor	Vincent O'Connor		Helen Greene	Kathleen Maguire	Patricia Murphy	Breda O'Brien	Christina Ryan Kilcoyne			Peter Boylan	Alison Hampshire	JJ Hester	Sean Kennedy	Jackie O'Leary Fanning		
159	(76)	76	Evangelina Lanni Kelly Academy : Southern Region, USA		93.5/4.5	73/0.98	78.6/18	83.75/0.99	76.5/0.98	6.47	80/0.99	80/0.97	78.7/1.5	56.5/0.96	68/0.96	2.92	9.39							9.39
178	(77)	77	Anna Edwards Bellator Academy : Mid America Region, USA		92.2/0.99	72/0.97	72/0.96	74.25/0.96	70.5/0.95	2.89	80.25/1	78/0.96	81.8/36	65.5/0.99	70/2	3.99	6.88							6.88
146	(78)	78	Lana Lachance Victoria School : Western Region, Canada		84/0.95	74.5/1.33	79.25/25	80/0.98	73.5/0.96	3.27	78.25/0.96	80/0.97	76.1/0.97	55.25/0.96	68/0.96	2.89	6.16							6.16
140	(79)	79	Cecelia Platko Burke School of Irish Dance, OH : Mid America Region, USA		84.8/0.95	73/0.98	74.75/0.98	87.5/18.5	77/0.98	2.94	80/0.99	82.5/1.5	77.8/0.99	64.75/0.99	65/0.95	2.97	5.91							5.91
127	(80)	80	Zara Anderson * Kidd Cieslak : Scotland		90.8/0.98	73/0.98	75.75/0.99	75.25/0.96	83/26	2.95	79.25/0.98	81/0.99	75.5/0.97	63.5/0.98	68/0.96	2.93	5.88							5.88
147	(81)	81	Emily Harrington Casey O'Loughlin : Western Region, Canada		86/0.96	74/1	77/3	80/0.98	76/0.98	2.96	79.5/0.98	81/0.99	75.7/0.97	54.75/0.96	68/0.96	2.91	5.87							5.87
154	(82)	82	Maggie Lynch Dennehy : Mid America Region, USA		92/0.99	72/0.97	72.5/0.97	75/0.96	78/0.99	2.93	78.25/0.96	80/0.97	77.7/0.99	58.75/0.97	69.1/0.99	2.93	5.86							5.86
116	(83T)	83(T)	Maeve Kane Keane O'Brien Academy : New England Region, USA		93.3/2	74/1	72.5/0.97	78.5/0.97	74/0.97	2.94	78.75/0.97	83/6.5	75.2/0.96	61.5/0.98	68/0.96	2.91	5.85							5.85
118	(83T)	83(T)	Mackenzie O'Brien Pender - Keady Academy : New England Region, USA		92.25/0.99	71/0.96	75/0.99	83/0.99	79.75/2	2.97	79/0.97	80/0.97	74.7/0.96	53/0.95	67/0.95	2.88	5.85							5.85
212	(83T)	83(T)	Mackenzie Czuchra McGonagle School of Irish Dance : New England Region, USA		85.8/0.96	70/0.96	73/0.97	84/1	77.5/0.99	2.92	79.5/0.98	79.5/0.97	76.5/0.98	62.5/0.98	68/0.96	2.93	5.85							5.85
145	(86T)	86(T)	Katherine Loop Pender - Keady Academy : New England Region, USA		94.7/17.5	73.75/0.99	76.25/1	75.25/0.96	74.5/0.97	2.96	77.75/0.95	78.5/0.96	75.3/0.96	58.5/0.97	68/0.96	2.88	5.84							5.84
189	(86T)	86(T)	Sophia Harkins Mulvihill-Lynch : Mid Atlantic Region, USA		90.1/0.97	71/0.96	73/0.97	73.5/0.95	81.5/15	2.9	79.75/0.98	80.5/0.98	74.1/0.96	69/1	69/0.98	2.94	5.84							5.84
148	(88T)	88(T)	Averi Vega Brady Academy : New England Region, USA		89/0.97	76.5/12	71/0.95	83/0.99	72/0.96	2.92	79.25/0.98	80/0.97	75.8/0.97	60/0.97	68/0.96	2.91	5.83							5.83
181	(88T)	88(T)	Scarlett Flynn Yvonne Kelly Dance Academy : Eastern Region, Canada		90.7/0.98	73.5/0.99	73.6/0.97	79.5/0.97	74/0.97	2.92	79.75/0.98	79/0.96	75.9/0.97	69.5/1	68/0.96	2.91	5.83							5.83
128	(90T)	90(T)	Camille Flint Connolly Irish Dance : Western Region, USA		89.3/0.97	69.5/0.95	74/0.98	75.5/0.96	80.1/5	2.91	78.75/0.97	80/0.97	75.6/0.97	57.5/0.96	69/0.98	2.91	5.82							5.82
202	(90T)	90(T)	Evy Vahue Rochester Academy : Mid Atlantic Region, USA		86.1/0.96	71.5/0.96	75/0.99	80.5/0.98	72.5/0.96	2.9	79.75/0.98	79/0.96	75.1/0.96	64/0.98	70/2	2.92	5.82							5.82
200	(92)	92	Scarlett Rostron Ciara Greene School : Mid Atlantic Region, USA		87.7/0.96	72/0.97	73/0.97	79/0.97	76.5/0.98	2.91	78.5/0.96	80/0.97	73/0.95	59/0.97	72/9	2.9	5.81							5.81
123	(93)	93	Maeve Bereza Scoil Rince Ni Bhraonain : Mid America Region, USA		91.4/0.98	71.75/0.96	72/0.96	73.75/0.95	73/0.96	2.88	80/0.99	80/0.97	74.3/0.96	57/0.96	70/2	2.92	5.8							5.8
139	(94)	94	Alessia Myers McDonough-Grimes : New England Region, USA		85/0.95	70.5/0.96	71.25/0.96	74.5/0.96	73.5/0.96	2.88	79/0.97	79.5/0.97	75.3/0.96	59.25/0.97	68/0.96	2.9	5.78							5.78
117	(95T)	95(T)	Aislynn Rocamora Power Academy : Western Region, USA		87.5/0.96	71.5/0.96	73.5/0.97	78.25/0.97	71/0.95	2.89	78.25/0.96	83.25/11	74.6/0.96	58/0.96	67/0.95	2.88	5.77							5.77
179	(95T)	95(T)	Makenna Windholz Avoca Irish Dance : Western Region, USA		91.1/0.98	71/0.96	70.1/0.95	73.5/0.95	74/0.97	2.88	78/0.95	79.5/0.97	76/0.97	54.25/0.95	69/0.98	2.89	5.77							5.77
173	(97)	97	Kaitlyn Gaustad Mactir Academy : Mid America Region, USA		93.8/9	71.5/0.96	70.2/0.95	73.25/0.95	71.5/0.95	2.86	77.25/0.95	73/0.95	76.4/0.98	59.5/0.97	69/0.98	2.9	5.76							5.76
176	(98)	98	Ashlynn Long Aisling Mor Academy : Mid Atlantic Region, USA		94.2/13	67.5/0.95	71.5/0.96	70/0.95	70/0.95	2.86	77.75/0.95	77/0.95	76.8/0.98	52.5/0.95	68.6/0.98	2.88	5.74							5.74
141	(99T)	99(T)	Julia Turner Keane O'Brien Academy : New England Region, USA		84/0.95	69/0.95	71/0.95	74.75/0.96	71.5/0.95	2.85	78.25/0.96	79/0.96	71/0.95	54/0.95	68/0.96	2.87	5.72							5.72
188	(99T)	99(T)	Emma Canning Sionnaine Academy : Western Region, Canada		88.5/0.96	68.5/0.95	71/0.95	73/0.95	68/0.95	2.85	79/0.97	70/0.95	72/0.95	56/0.96	68/0.96	2.87	5.72							5.72

North American Irish Dance Championships 2026

Final Result for Competition 10A - Girls Under 13 - A

WMH = World Medal Holder : OS = Overseas : WQ = World Qualifier : R = Recaller : Score = Judges marks : IP = Irish Points (Grid Score) : FTC = Failed To Complete



Card	Position @ recall	Final Place	Name/School	Status	ROUND 1 : Score/IP					1st Round Total (IP)	ROUND 2 : Score/IP					2nd Round total (IP)	Total IP for Rounds 1 & 2	ROUND 3 : Score/IP					3rd Round Total (IP) *	TOTAL IP *
					Grace Ann Coyle	Stephen McAleer	Johnathan Mc Morrow	Kate O'Connor	Vincent O'Connor		Helen Greene	Kathleen Maguire	Patricia Murphy	Breda O'Brien	Christina Ryan Kilcoyne			Peter Boylan	Alison Hampshire	JJ Hester	Sean Kennedy	Jackie O'Leary Fanning		
215	(997)	99(T)	Emelia Scott Brady Academy : Western Region, Canada		83/0.95	66.5/0.95	71/0.95	81.25/0.98	73.5/0.96	2.86	78.5/0.96	75/0.95	72.1/0.95	51/0.95	68/0.96	2.86	5.72							5.72
170	(102)	102	Nora Bleeker Hogan Irish Dance Academy : Mid America Region, USA		83/0.95	69.5/0.95	70/0.95	70/0.95	71/0.95	2.85	77.75/0.95	77/0.95	78.8/3	53.5/0.95	68/0.96	2.86	5.71							5.71
131	(103)	FTC	Ruby Rose Allen * Loughran : North West Region, England		83.5/0.95	67.5/0.95	72/0.96	78.75/0.97	77.5/0.99	2.88	0/0	0/0	0/0	0/0	0/0	0	2.88							2.88