

North American Irish Dance Championships 2026



Results for Competition gB : Girls Under 14 - B

Adjudicators

Round 1

Sarah Irwin Groenewoud
Heather McClanahan

Rose Kenny
Alicia Mosti De Zevada

Linda Possak Anderson

Round 2

Brenda Boylan
Kerry-Anne Broderick

Caoimhe Boylan McCormack
Colleen Coyle Kelly

Katie Maguire McMorrow

Round 3

Russell Beaton
Isabella Fogarty


Marie Connell
Michael Kenny

Rosetta McConomy Bradley

North American Irish Dance Championships 2026

Final Result for Competition 9B - Girls Under 14 - B


WMH = World Medal Holder : OS = Overseas : WQ = World Qualifier : R = Recaller : Score = Judges marks : IP = Irish Points (Grid Score) : FTC = Failed To Complete

		Card	Position @ recall	Final Place	Name/School	Status	ROUND 1 : Score/IP					1st Round Total (IP)	ROUND 2 : Score/IP					2nd Round total (IP)	Tottall IP for Rounds 1 & 2	ROUND 3 : Score/IP					3rd Round Total (IP) *	TOTAL IP *
							88/75	94.5/100	94/100	89.75/50	87.7/60		94.5/75	98.5/75	95/100	96/100	93.5/100			92.5/53	96.5/47	94.7/75	92/60	87.75/35		
202	(1)	1	Abby Swearingen Clann Rioga : Ireland & USA	WMH	88/75	94.5/100	94/100	89.75/50	87.7/60	235	94.5/75	98.5/75	95/100	96/100	93.5/100	275	510	95/100	93/100	95/100	89/75	91/100	300	810		
171	(2)	2	Anella Wessels Beglan Academy : Mid America Region, USA	WMH	89/100	93/75	92/60	92/100	77.7/0.99	235	93/56	98.25/65	92.5/39	95/75	87.75/35	160	395	89/36	91/56	90/46	86/60	85.75/60	162	557		
186	(4)	3	Erin Grace Mayo Westfall Boyle O'Rourke Academy : Mid Atlantic Region, USA	WMH	85/56	89.5/56	82/25	78/0.99	87/50	131	92.5/53	96.5/47	94.7/75	92/60	87.75/35	160	291	93/75	89.5/47	92/58	90/100	90/75	208	499		
140	(3)	4	Lucy Kate Brownlie * Sharon Taylor : Scotland	OS	84.5/53	86.5/40	81.2/20	85.5/41	89/100	134	95/100	98.75/100	94/54.5	93/65	89.75/54.5	219.5	353.5	74/0.99	92.5/75	84.5/26.5	82/30.5	84/43	100	453.5		
112	(5T)	5	Felicity Foulard Beglan Academy : Mid America Region, USA	WQ	80.5/35	86.75/43	86/45	90.5/56	80.7/15	123	81/6	97/50	93.7/47	90/45	91.5/65	142	265	91.25/56	86.25/25.5	92/58	85.5/54.5	83.25/38	148.5	413.5		
207	(5T)	6	Savannah Murphy DeNogla Academy : Mid Atlantic Region, USA	WQ	82/41	88/50	93.2/75	90/53	80.2/12.5	144	85.75/31	87.75/12	93.8/50	90.4/47	88.1/43	121	265	86.25/25	88.75/41	93/65	84/38.5	84.25/45	124.5	389.5		
144	(7)	7	Harper Champlin Cleary : Western Region, USA	WQ	77.2/22	88.5/53	84.2/36	84.5/36.5	87.2/53	125.5	92/50	97.5/54.5	89/26	90.5/50	87.75/35	135	260.5	83/12	89/43	94/75	85/48.5	82/33	124.5	385		
182	(11)	8	Ava Vaughan * McGahan Lees : Southern Region, England	OS	74/1	90.5/60	77/0.99	77/0.98	88/65	61.99	93.75/65	98/60	94/54.5	86.75/25	88.5/46	160.5	222.49	87.5/30	91.5/65	90/46	85/48.5	87/65	159.5	381.99		
222	(8)	9	Reagan Elizabeth Boucher Heritage Irish Dance Company : Mid Atlantic Region, USA	WQ	80/33.5	86.5/40	84/35	90.75/60	85/36	111	91/47	96.25/45	91.7/37	89.8/43	88.5/46	134	245	90.25/43	87.75/36.5	85/30	87/65	80.75/27	109.5	354.5		
174	(12)	10	Kelsey Lema Murray Academy : New England Region, USA	WQ	86.5/65	76.75/0.99	90/53	84.5/36.5	72.7/0.95	90.49	93.5/60	97.5/54.5	88.1/11	88.75/34	88/40	128.5	218.99	91/53	90.25/50	89.5/43	81/26.5	81.25/29	122	340.99		
240	(13)	11	Freya Phelan De Barra Academy : Western Region, USA	WQ	77.5/23.5	87/45	79.2/7	91/65	85.7/39	107.5	76/0.99	90/24.5	93.5/45	85/15	92/75	84.5	192	90.75/48.5	85.25/18	86.5/35.5	84.5/43	82.5/35	113.5	305.5		
233	(15)	12	Annie Lee Onórach Mulhern Geraghty : USA & Ireland	WQ	78.5/28	91/65	85.4/43	81/11	76/0.98	82	84/24	96/43	91/35	89/35	87.25/28.5	98.5	180.5	89.25/37	90.5/53	83.5/22	85.5/54.5	82.25/34	124	304.5		
107	(9)	13(T)	Ava Sanders Harney-Crawford Academy of Irish Dance : New England Region, USA	WQ	79.5/31	85.5/36	84.4/37	91.25/75	86.7/47	120	86.5/34	95/38	92.7/41	89.5/38	88/40	116	236	80.33/1	86.25/25.5	83.75/23	81/26.5	75.75/4	52.5	288.5		
159	(14)	13(T)	Cortlyn Hofer Rince Go Brách Academy : Mid Atlantic Region, USA	WQ	82.5/44	74.25/0.97	80.1/12	84.75/38	83.5/29	79	87/35.5	93.5/34	89.3/27	89.75/41	90/60	110.5	189.5	87/28	87.5/34.5	89/41	83.5/36.5	81/28	99	288.5		
147	(17)	15	Charlotte Keefer Mullane Godley : Mid America Region, USA	WQ	80/33.5	83.5/29	81.8/24	67.1/0.94	82.7/25	78	85.5/30	95.5/40	88.7/21	89.3/37	85/1.43	88	166	79/0.99	88/38	85/30	82.5/32.5	85/53	100.5	266.5		
197	(20)	16	Aoife Smith Scoil Rince Saoirse : Mid Atlantic Region, USA	WQ	77/20.5	86/37	83/30	87/47	87.5/56	114	81.5/8.5	89.75/23	89.4/28	82.5/5.5	84/0.98	37	151	90.5/45	86.75/29	91.5/53	84/38.5	79.5/21	112.5	263.5		
229	(16)	17	Keira Hyland Scoil Rince Saoirse : Mid Atlantic Region, USA	WQ	81/36	83/28	85/41	84/32.5	76.5/0.98	96.5	80/2	92/29	93/43	87.5/28	86/14	71	167.5	88.25/33	87/30.5	85.25/32	81.5/28.5	78.25/14	91	258.5		
232	(10)	18	Anne Hale Murphy Irish Arts Center : Mid America Region, USA	WQ	84/50	85.25/35	82.4/27	80.5/7	86.5/45	107	88/38	93/32	94.5/60	87/26	89.75/54.5	124.5	231.5	80.25/1	82.75/1	77/0.99	77/15.5	81.5/30	17.5	249		
203	(21)	19	Molly Moko Onórach Mulhern Geraghty : USA & Ireland	WQ	76/14.5	84.5/32	73/0.97	72/0.96	86/41	47.47	84.75/27	93.25/33	88.76/23	88.6/33	87.95/38	93	140.47	87.75/31	87.75/36.5	86.5/35.5	83/34.5	84.75/50	106.5	246.97		
191	(19)	20	Erin Roy Sullivan-Stewart : New England Region, USA	WQ	66/0.93	81/19	87/50	86/45	83/26	90	85.25/29	86.25/2	88.65/20	85.5/18.5	87.5/31	67.5	157.5	86.75/27	87.25/32.5	79/1	80/24.5	80.25/24	75.5	233		
151	(26)	21	Olive Carlin-Clements Celtic Steps : Western Region, USA	R	79.2/30	82.75/27	75.25/0.99	85.75/43	82.5/23.5	80.5	87.5/37	94.5/36.5	86.65/0.98	83.5/9	84.9/1	46.5	127	85/20	91.25/60	82/15.5	76/11.5	85.5/56	91.5	218.5		
208	(29T)	22	Keeva Kinsella-Alba Kinsella : Mid America Region, USA	R	66.5/0.94	73/0.96	79.4/8	79.5/1	79.5/6.5	8.46	88.25/40	95.5/40	85.65/0.96	88.25/31	86.25/18.5	89.5	97.96	88.75/35	89.25/45	86/33.5	84.5/43	81.75/31.5	111.5	209.46		
120	(23)	23	Aubrey Hopp Blakey O'Brien : Western Region, Canada	R	86/60	86.25/38	78/1	84.25/34	84.2/33	105	70.25/0.95	89/19.5	90/33	76.25/0.96	85.5/8	28.46	133.46	85.75/23	84.25/8	82.25/17	84.5/43	79/18.5	58.5	191.96		
176	(18)	24	Sadie Elizabeth Schanel Heritage Irish Dance Company : Mid Atlantic Region, USA	R	81.7/39	78.25/4.5	83.6/33	83/26	84.5/34	93	83.25/20	92.5/30.5	90.5/34	85.25/16.5	85/1.43	67	160	83.5/14	84.25/8	87.75/38	74/5.5	74/1	27.5	187.5		
205	(36)	25	Ella Laidlaw Anam Cara : New England Region, USA	R	73/0.99	82/23.5	92.2/65	77.25/0.98	82/20.5	44.99	78.75/1	87/6.5	91.5/36	84.75/14	86/14	34.5	79.49	89.75/39	87.25/32.5	84.75/28	81.5/28.5	79.75/22	89	168.49		

North American Irish Dance Championships 2026

Final Result for Competition 9B - Girls Under 14 - B


WMH = World Medal Holder : OS = Overseas : WQ = World Qualifier : R = Recaller : Score = Judges marks : IP = Irish Points (Grid Score) : FTC = Failed To Complete

			Sarah Irwin Groenewoud	Rose Kenny	Heather McClanahan	Alicia Mosti De Zevada	Linda Poesak Anderson	1st Round Total (IP)	Brenda Boylan	Caoinnhe Boylan McCormack	Kerry-Anne Broderick	Colleen Coyle Kelly	Katie Maguire McMorrow	2nd Round total (IP)	Totall IP for Rounds 1 & 2	Russell Beaton	Marie Connell	Isabella Fogarty	Michael Kenny	Rosetta McEconomy Bradley	3rd Round Total (IP) *	TOTAL IP *		
Card	Position @ recall	Final Place	Name/School	Status	ROUND 1 : Score/IP					ROUND 2 : Score/IP						ROUND 3 : Score/IP								
163	(27)	26	Aislinn Curry Scoil Rince Saoirse : Mid Atlantic Region, USA	R	76.5/17.5	82.25/25	76.8/0.99	80.5/7	84/31.5	49.5	80.25/3	85.25/1	89.7/31	90.75/53	86.75/22	56	105.5	90/41	85.5/20	82.5/18	74/5.5	78/13	51	156.5
239	(22)	27	Sami Kimmel Celtic Steps : Western Region, USA	R	81.5/37.5	80.5/17	80.6/17	80.75/9	83.7/30	64	85/28	89.5/22	92/38	77.5/0.97	87/26	76	140	76.5/0.99	81.75/0.99	81.5/13.5	65/0.99	78.5/15.5	15.48	155.48
143	(34)	28	Freya Parnaby * McGahan Lees : Southern Region, England	R	68.7/0.95	77.25/1	72.4/0.97	82.5/23	73.2/0.96	2.93	87/35.5	94.5/36.5	86.45/0.98	88/30	86.5/20	85.5	88.43	78/0.99	86.25/25.5	79/1	83/34.5	84.5/47	61	149.43
201	(35)	29	Sarah Highton Brady Academy : Western Region, Canada	R	75/6	76/0.99	84.6/38	79.75/1	80.5/14	21	76.5/0.99	79.75/0.97	94.6/65	91/56	85.1/4.5	61.49	82.49	85.25/21	86.25/25.5	85/30	76/11.5	78.75/17	63.5	145.99
198	(32)	30	Bridget McGovern O'Hare (Illinois) : Mid America Region, USA	R	79/29	87.5/47	91/56	76.5/0.98	75.7/0.98	76.98	79.75/1	83.5/0.99	88.75/22	78.75/0.98	85.9/11	12.99	89.97	83.75/15	85.75/21.5	90.5/50	78.5/19.5	76/5	56	145.97
111	(28)	31	Phoebe Angeline Heinemann DeNogla Academy : Mid Atlantic Region, USA	R	73.5/0.99	82.5/26	83.4/32	78.75/0.99	77.7/0.99	27.98	88.25/40	94/35	88/10	80/0.99	87.5/31	76	103.98	82.33/8.5	84.75/13	79/1	78.5/19.5	82.75/36	41	144.98
166	(31)	32	Eleanor Galvao Harney-Crawford Academy of Irish Dance : New England Region, USA	R	76.7/19	79/9.5	78.7/4	83.7/30	84/31.5	58.5	86.25/33	88.25/15	88.4/15	79.25/0.98	85.5/8	38	96.5	84.5/18	85/15.5	81.5/13.5	82/30.5	71.5/0.99	47	143.5
162	(41)	33	Cora Sinclair DeNogla Academy : Mid Atlantic Region, USA	R	67.2/0.94	78.5/6.5	80.25/14.5	80/1.33	88.2/75	22.33	81.5/8.5	88.75/18	88.2/12	80.75/0.99	87.5/31	38.5	60.83	86/24	83.75/4	86/33.5	82.5/32.5	80.5/25.5	82	142.83
177	(53)	34	Claire Noonan Teelin School : Southern Region, USA	R	72.2/0.98	75.75/0.98	65.5/0.93	82/18.5	72.2/0.95	2.91	82.75/17	83.75/0.99	87.65/5	87.75/29	86/14	36	38.91	89.5/38	86/23	88.25/39	83.5/36.5	76.5/7	97.5	136.41
158	(25)	35	Tess Wilson Cass-Barrington : Southern Region, USA	R	75.5/11	80/14.5	75.1/0.98	77.75/0.99	80/10.5	22.49	89.5/45	90.5/26	89.5/29	88.5/32	89/50	106	128.49	80.5/2	82/1	80/4.5	75/9.5	75/1	7.5	135.99
212	(33)	36	Zoe Delgado Mayer : Mid America Region, USA	R	70.5/0.96	81.5/21	80.8/18	77.5/0.98	72/0.95	19.94	82.5/15.5	83/0.98	89.9/32	89.6/39	86.75/22	69.5	89.44	91.5/65	85/15.5	83/20.5	73.5/3.5	71/0.99	39.5	128.94
148	(297)	37	Rose Snyder Goodwin : Mid Atlantic Region, USA	R	81.5/37.5	84.75/33	82.8/29	83.75/31	81.5/18	93	75.5/0.98	82.75/0.98	87.55/3	78.5/0.98	85.1/4.5	4.96	97.96	81/3	84/5.5	80/4.5	77/15.5	83/37	25.5	123.46
115	(45)	38	Cora Phipps Doherty Petri : Ireland, USA & Scotland	R	72.5/0.98	78.75/8	82.2/26	82/18.5	84.7/35	52.5	74/0.98	88.5/16.5	85.7/0.96	77.25/0.96	85/1.43	3.37	55.87	84.75/19	88.25/39	80/4.5	72.5/1	83.5/39	62.5	118.37
187	(38)	39	Isabella Bennie Wilson-Bryson-Dennis School : Eastern Region, Canada	R	73/0.99	84/31	71.4/0.97	76/0.98	85.5/38	32.97	81.75/10.5	80.25/0.97	87.9/9	85.75/20	87.25/28.5	39.5	72.47	79.5/1	86.5/28	84/24.5	73/1.5	79/18.5	44.5	116.97
164	(43)	40	Emily Poirier Short : Eastern Region, Canada	R	74.7/3.5	73/0.96	81.25/21	83.25/28	78/0.99	25.49	81.25/7	86.75/5	88.3/14	84.5/13	86/14	34	59.49	85.5/22	82.5/1	83/20.5	78/17.5	78.5/15.5	53.5	112.99
178	(48)	41	Isabelle Panveno Onórach Mulhern Geraghty : USA & Ireland	R	75.2/8.5	77.25/1	80.25/14.5	81/11	85.2/37	34	79/1	92.5/30.5	87.255/0.99	84.25/12	84.1/0.99	13.99	47.99	88.5/34	87/30.5	84.5/26.5	72/1	74.5/1	58	105.99
133	(50)	42	Keelin Feinberg Johnston : Mid Atlantic Region, USA	R	77.5/23.5	70.75/0.95	75.4/0.99	81.75/16.5	83.2/27.5	40.99	84.5/26	80.5/0.97	87.25/0.99	81.25/1	83.5/0.97	2.96	43.95	91.33/60	84.25/8	81.25/11.5	79.5/23	80.5/25.5	60	103.95
127	(37)	43	Caroline Ganly Murray Academy : New England Region, USA	R	75.7/13	76.75/0.99	82.6/28	81.1/13	79.5/6.5	32.5	83.5/21.5	91.5/28	86.5/0.98	86/21.5	84/0.98	43.98	76.48	82.33/8.5	84.5/10.5	79.5/2	72.5/1	83.75/41	21	97.48
155	(42)	44	Clare Cohen Rochester Academy : Mid Atlantic Region, USA	R	78/25.5	83.75/30	83.2/31	80/1.33	77.7/0.99	56.83	73.5/0.97	69.5/0.93	87.45/1	72.75/0.94	84.1/0.99	2.9	59.73	88/32	84.5/10.5	81/8.5	76.5/13.5	73.25/1	32.5	92.23
189	(39)	45	Colette Seavey Drake : Southern Region, USA	R	71/0.97	70.5/0.95	72.6/0.97	75.25/0.97	80/10.5	2.91	84.25/25	89.25/21	88.9/25	80.25/0.99	86.25/18.5	64.5	67.41	82.75/11	85.25/18	81/8.5	71.5/0.99	73.5/1	20.5	87.91
167	(40)	46	Lily Grace Burns McDade-Cara : Mid Atlantic Region, USA	R	79.7/32	82/23.5	73.8/0.98	84/32.5	73.7/0.96	56.48	82.25/14	86.5/3.5	85.75/0.96	82.25/3.5	83.5/0.97	7.97	64.45	86.5/26	81.25/0.99	82.75/19	73/1.5	75.5/2.5	23	87.45
170	(44)	47	Kaia Toft Kinsella : Mid America Region, USA	R	78.2/27	77.5/1	70.25/0.96	83/26	76.7/0.98	27.98	83.75/23	85.75/1	87.7/6	78/0.97	86.75/22	29	56.98	81.5/5	82.25/1	87.5/37	71/0.99	80/23	29	85.98
211	(51)	48	Riley Lockwood Mattierin : Western Region, Canada	R	78/25.5	79/9.5	78.6/3	74.25/0.97	70/0.93	13.47	78.25/0.99	87.5/10.5	88.46/16	86/21.5	85/1.43	27.93	41.4	81.25/4	87.5/34.5	81/8.5	74.5/7.5	79.25/20	36	77.4
231	(47)	49	Fiona Nofall Short : Eastern Region, Canada	R	66/0.93	80.25/16	80.4/16	80.25/4.5	71.7/0.94	21.44	82/12.5	88/13.5	88.5/17	78/0.97	80.25/0.96	26.97	48.41	81.75/6	84.75/13	74/0.99	78/17.5	76.25/6	25	73.41
238	(46)	50	Evangaline Tafelski Kinsella : Mid America Region, USA	R	82.5/44	75.75/0.98	81/19	83/26	77.2/0.99	45.99	83/18.5	83/0.98	86/0.97	80.5/0.99	82.5/0.97	2.94	48.93	76/0.99	80.75/0.99	80/4.5	76.5/13.5	81.75/31.5	18.99	67.92

North American Irish Dance Championships 2026

Final Result for Competition 9B - Girls Under 14 - B


WMH = World Medal Holder : OS = Overseas : WQ = World Qualifier : R = Recaller : Score = Judges marks : IP = Irish Points (Grid Score) : FTC = Failed To Complete

		Card	Position @ recall	Final Place	Name/School	Status	ROUND 1 : Score/IP					1st Round Total (IP)	ROUND 2 : Score/IP					2nd Round total (IP)	Tottal IP for Rounds 1 & 2	ROUND 3 : Score/IP					3rd Round Total (IP) *	TOTAL IP *
							72.5/0.98	74.5/0.97	74.8/0.98	78.25/0.99	82.5/23.5		75/0.98	84.4/0.99	89.6/30	83.75/10	86/14			82.5/10	85.4/1	87.8/8	87.25/27	85.25/6		
225	(60)	51	Bridget Muenzberg McInerney : New England Region, USA	R	72.5/0.98	74.5/0.97	74.8/0.98	78.25/0.99	82.5/23.5	2.95	75/0.98	84.4/0.99	89.6/30	83.75/10	86/14	24.99	27.94	87.25/29	84/5.5	82/15.5	74.5/7.5	77.25/10	33	60.94		
221	(57)	52	Molly Bolton Harney-Crawford Academy of Irish Dance : New England Region, USA	R	76.5/17.5	75.25/0.98	69.2/0.95	70.25/0.95	70.7/0.94	2.88	82/12.5	85.4/1	87.8/8	87.25/27	85.25/6	26.5	29.38	83.25/13	85.75/21.5	73/0.99	73.5/3.5	77.75/12	28.5	57.88		
114	(61)	53	Vesper Sherman Clann Rioga : Ireland & USA	R	70.5/0.96	79.75/13	84.8/39	71.5/0.96	79.7/8.5	22.46	86/32	86.5/3.5	86.7/0.98	75.75/0.95	83/0.97	5.45	27.91	84.25/17	83.5/2	81/8.5	79/21.5	72/0.99	27.5	55.41		
165	(52)	54	Ella Behrle McGing : Mid America Region, USA	R	72.7/0.98	77/0.99	76.4/0.99	83.5/29	82/20.5	22.48	82.5/15.5	90/24.5	87.15/0.99	76.25/0.96	84.75/0.99	17.48	39.96	79.5/1	83.5/2	84/24.5	71/0.99	77/9	12	51.96		
215	(59)	55	Margaret Sierpien Murray Academy : New England Region, USA	R	68.5/0.95	81.25/20	80/11	73.75/0.97	75.2/0.97	12.94	73/0.97	88/13.5	87.37/1	86.5/23.5	78.5/0.94	15.47	28.41	90.75/48.5	84.75/13	70/0.99	71.5/0.99	76.75/8	21.99	50.4		
138	(49)	56	Brennah Freely DeNogla Academy : Mid Atlantic Region, USA	R	77/20.5	78/2.5	78.8/5	76.75/0.98	75/0.97	8.48	89/43	82.75/0.98	87.35/1	89.25/36	84/0.98	37.98	46.46	77/0.99	83/1	78/1	80/24.5	73/0.99	2.99	49.45		
175	(56)	57	Giuliana DeVito De Barra Academy : Western Region, USA	R	73.7/0.99	76.25/0.99	75.8/0.99	84.3/35	83.2/27.5	29.48	74.75/0.98	67.5/0.93	86.6/0.98	76.5/0.96	80.1/0.96	2.9	32.38	82.5/10	81/0.99	81.25/11.5	66/0.99	71.25/0.99	11.98	44.36		
157	(55)	58	Ruby Kincaid McKeever : Western Region, USA	R	72.2/0.98	71.75/0.96	77.6/1	81.75/16.5	75.7/0.98	2.96	72.5/0.97	80.5/0.97	88.6/19	84/11	87.75/35	30.97	33.93	82/7	80.5/0.99	78/1	79/21.5	72.75/0.99	8.99	42.92		
109	(54)	59	Niamh Haran * McGahan Lees : Southern Region, England	R	71/0.97	71.75/0.96	75.2/0.98	65.25/0.93	79/2.5	2.91	80.5/4	91/27	87.3/0.99	82/1.5	87/26	31.5	34.41	77.25/0.99	85.25/18	74/0.99	68/0.99	75.5/2.5	4.48	38.89		
154	(66)	60	Bryce Cockerill Craoi na Tíre : Mid America Region, USA	R	76.2/16	75.25/0.98	71.2/0.97	82.25/21.5	71/0.94	17.95	73.25/0.97	79.5/0.96	86.85/0.99	80/0.99	85.75/10	2.95	20.9	84/16	76/0.99	76/0.99	75/9.5	72.5/0.99	11.48	32.38		
190	(58)	61	María Carlota Chávez Celtica Dance Academy : Mexico	R	67.5/0.94	69/0.94	69.6/0.96	74.75/0.97	76.2/0.98	2.87	83.5/21.5	82.5/0.98	86.83/0.98	82.25/3.5	87/26	25.98	28.85	77.5/0.99	79/0.99	77/0.99	70/0.99	77.5/11	2.97	31.82		
134	(62)	62	Giuliana Corrao Kinsella : Mid America Region, USA	R	70.2/0.96	67.25/0.94	65.6/0.94	82.1/20	82.2/22	21.9	72.25/0.96	84.75/0.99	86.8/0.98	79.25/0.98	79.25/0.95	2.92	24.82	80/1	80/0.99	75/0.99	72/1	72/0.99	2.98	27.8		
149	(63)	63	Francesca Kincannon Onórach Mulhern Geraghty : USA & Ireland	R	72.2/0.98	74/0.97	64.2/0.93	82.75/24	81.7/19	20.95	69.75/0.95	72.5/0.94	84.7/0.95	73.75/0.94	79.5/0.95	2.84	23.79	73/0.99	83.5/2	70/0.99	63/0.99	72.5/0.99	2.97	26.76		
145	(64)	64	Nora Grassl Beglan Academy : Mid America Region, USA	R	70.7/0.96	72/0.96	66.2/0.94	77.1/0.98	70.5/0.93	2.86	73.5/0.97	77.5/0.95	86.75/0.98	85.5/18.5	86.9/24	20.45	23.31	70/0.99	70/0.99	68/0.99	62/0.99	71.5/0.99	2.97	26.28		
124	(65)	65	Kiely Delaney Scoil Rince Saoirse : Mid Atlantic Region, USA	R	76/14.5	80.75/18	71.6/0.97	72.1/0.96	79.2/4.5	19.97	65/0.93	84/0.99	83.3/0.93	74.75/0.95	82.75/0.97	2.85	22.82	79.75/1	80.25/0.99	78/1	69/0.99	73.75/1	2.99	25.81		
161	(67)	66	Sophie Dunn Clann Rioga : Ireland & USA		71.7/0.97	68.5/0.94	77.2/1	81/11	81/16.5	12.97	75.25/0.98	82.25/0.98	86.35/0.97	79/0.98	79/0.94	2.93	15.9							15.9		
130	(68)	67	Elsie Wittich Hudson Irish Dance Academy : Mid America Region, USA		67.7/0.94	79.25/11	66.4/0.94	81.25/14	77.2/0.99	12.93	68.5/0.94	84.25/0.99	85.2/0.96	73.5/0.94	84/0.98	2.88	15.81							15.81		
122	(69)	68	Lillian Krach Griffith Academy : New England Region, USA		75.5/11	71.25/0.95	73.6/0.98	82.25/21.5	74.2/0.96	12.94	71.25/0.96	72/0.94	85/0.95	70.5/0.93	84/0.98	2.85	15.79							15.79		
214	(70)	69	Maeve Sheehy Mullane Godley : Mid America Region, USA		75.5/11	80/14.5	65/0.93	66/0.93	71.2/0.94	12.87	66.25/0.93	76.25/0.95	83.55/0.93	73/0.94	79.25/0.95	2.82	15.69							15.69		
152	(71)	70	Dearbhail Hughes * Doherty Petri : Ireland, USA & Scotland		71.2/0.97	70.5/0.95	63.8/0.92	64.75/0.92	72.5/0.95	2.82	80.75/5	87/6.5	88.8/24	81.75/1	83.5/0.97	12.5	15.32							15.32		
224	(72)	71	Avery Simpson Goggin-Stewart Canada : Eastern Region, Canada		67.5/0.94	79.5/12	64.4/0.93	66.25/0.93	76/0.98	2.85	81.75/10.5	88.5/16.5	84.75/0.95	81.25/1	82/0.96	12.46	15.31							15.31		
123	(73)	72	Emily Schultz Sullivan School : New England Region, USA		73.2/0.99	73.5/0.97	79.6/9	68.25/0.94	80.2/12.5	10.96	69.5/0.95	75/0.95	84.5/0.95	73.5/0.94	83/0.97	2.85	13.81							13.81		
131	(74)	73	Lydia Mavodones Stillson : New England Region, USA		73.7/0.99	72.25/0.96	73.2/0.97	81.5/15	79.7/8.5	10.46	68/0.94	82/0.97	86.3/0.97	74.5/0.95	84.75/0.99	2.89	13.35							13.35		
219	(75)	74	Madison Traina Goulding : New England Region, USA		71/0.97	72.5/0.96	68.2/0.95	69/0.94	68.2/0.92	2.85	68.5/0.94	87.25/8.5	83.95/0.94	77.25/0.96	86.1/17	10.4	13.25							13.25		
199	(76)	75	Skylar Cervilla Hudson Irish Dance Academy : Mid America Region, USA		75/6	78/2.5	80.2/13	76.75/0.98	71.5/0.94	9.48	79.25/1	78.75/0.96	84.65/0.95	74/0.94	83.75/0.97	2.88	12.36							12.36		

North American Irish Dance Championships 2026

Final Result for Competition 9B - Girls Under 14 - B


WMH = World Medal Holder : OS = Overseas : WQ = World Qualifier : R = Recaller : Score = Judges marks : IP = Irish Points (Grid Score) : FTC = Failed To Complete

							1st Round Total (IP)						2nd Round total (IP)	Total IP for Rounds 1 & 2						3rd Round Total (IP) *	TOTAL IP *				
		Card	Position @ recall	Final Place	Name/School	Status		ROUND 1 : Score/IP							ROUND 2 : Score/IP							ROUND 3 : Score/IP			
188	(77)	76	Nancy Looby * Doherty Petri : Ireland, USA & Scotland		69/0.95	78.25/4.5	69/0.95	74.5/0.97	77.5/0.99	2.91	83/18.5	84/0.99	86.95/0.99	82.75/7	79/0.94	8.98	11.89								11.89
169	(78)	77	Libby Allen Richens/Timm : Mid America Region, USA		75.2/8.5	74.75/0.98	74.2/0.98	80.5/7	74.7/0.97	8.96	65.5/0.93	80.75/0.97	84.6/0.95	81.5/1	84/0.98	2.9	11.86								11.86
119	(79)	78	Bridget Bishop Sullivan-Stewart : New England Region, USA		75/6	76.25/0.99	83.8/34	70.1/0.95	78.7/1	7.99	75/0.98	84.5/0.99	87.1/0.99	78.75/0.98	84.75/0.99	2.96	10.95								10.95
150	(80)	79	Consuelo Anderson Murray Academy : New England Region, USA		74.2/1	76.5/0.99	70.8/0.96	80.25/4.5	78.7/1	2.99	73.25/0.97	89/19.5	85.9/0.97	82.5/5.5	84/0.98	7.45	10.44								10.44
132	(81)	80	Zara Vaughan Yeates : Western Region, USA		74.7/3.5	81.75/22	77.4/1	78.1/0.99	78.2/1	5.5	71/0.96	83.25/0.99	86.9/0.99	80.25/0.99	81/0.96	2.94	8.44								8.44
129	(82)	81	Julianne O'Malley Heritage Irish Dance Company : Mid Atlantic Region, USA		73.5/0.99	75/0.98	78.4/2	80.1/3	75.2/0.97	3.97	70.25/0.95	85.5/1	86.1/0.97	81.5/1	84.5/0.99	2.96	6.93								6.93
108	(83)	82	Leah Gauvin Watt : Western Region, Canada		66.7/0.94	77.5/1	66/0.94	69.5/0.95	74.7/0.97	2.86	72.5/0.97	79/0.96	87.5/2	86.5/23.5	82/0.96	3.93	6.79								6.79
185	(84T)	83(T)	Mayla McNulty Harney-Crawford Academy of Irish Dance : New England Region, USA		68/0.95	72/0.96	79/6	75/0.97	73.2/0.96	2.89	76.75/0.99	77.75/0.96	87.75/7	80.5/0.99	85/1.43	3.41	6.3								6.3
192	(84T)	83(T)	Harlee Peterson Blakey O'Brien : Western Region, Canada		74.5/1.5	66/0.93	68/0.95	73/0.96	81/16.5	3.41	66.75/0.94	75.5/0.95	87.36/1	83.25/8	78/0.93	2.89	6.3								6.3
183	(86)	85	Molly Didier Bellator Academy : Mid America Region, USA		74.5/1.5	77/0.99	74/0.98	76.25/0.98	73/0.95	2.95	72/0.96	81.25/0.97	83.75/0.94	82/1.5	84.5/0.99	2.92	5.87								5.87
220	(87)	86	Noelly Guerra-Groves Doherty Petri : Ireland, USA & Scotland		68/0.95	73.5/0.97	76.2/0.99	72.25/0.96	69.7/0.93	2.88	77.75/0.99	82.4/0.98	87.47/1	85.25/16.5	84.1/0.99	2.98	5.86								5.86
106	(88T)	87(T)	Catherine Tulloch Cornell : Eastern Region, Canada		72.5/0.98	74.25/0.97	81.6/23	71/0.95	74.2/0.96	2.91	71.5/0.96	81/0.97	87.2/0.99	77.75/0.97	85/1.43	2.93	5.84								5.84
118	(88T)	87(T)	Shena Nguyen Knock O'Hogan Irish Dance : Western Region, Canada		73.5/0.99	74.75/0.98	74.4/0.98	69.25/0.95	76.5/0.98	2.94	71/0.96	82.5/0.98	86.6/0.98	74/0.94	82/0.96	2.9	5.84								5.84
228	(90)	89	Makayla Boag Wilson-Bryson-Dennis School : Eastern Region, Canada		70.2/0.96	78.5/6.5	65.2/0.93	70.75/0.95	73.7/0.96	2.87	78/0.99	86/1	87/0.99	79/0.98	81/0.96	2.96	5.83								5.83
172	(91T)	90(T)	Rannan Ashby Rince Go Bráich Academy : Mid Atlantic Region, USA		68.2/0.95	71/0.95	75.6/0.99	79/0.99	78.2/1	2.93	73.5/0.97	68.5/0.93	88.55/18	78.25/0.97	78.5/0.94	2.88	5.81								5.81
234	(91T)	90(T)	Claire Murtaugh McDade-Cara : Mid Atlantic Region, USA		70/0.96	70/0.94	77.8/1	73.25/0.96	74.5/0.97	2.89	73/0.97	83.5/0.99	84.2/0.94	77/0.96	85.5/8	2.92	5.81								5.81
126	(93T)	92(T)	Caroline Kelleher Harney-Crawford Academy of Irish Dance : New England Region, USA		70.7/0.96	76.25/0.99	78.2/1	67.5/0.94	72/0.95	2.9	79.5/1	78.25/0.96	85.8/0.96	79.5/0.98	79.75/0.95	2.9	5.8								5.8
217	(93T)	92(T)	Lillian Voorheis Goodwin : Mid Atlantic Region, USA		64/0.92	75.5/0.98	73.4/0.98	68.25/0.94	75.5/0.97	2.89	75.75/0.99	77.25/0.95	85.85/0.97	76.25/0.96	84/0.98	2.91	5.8								5.8
128	(95T)	94(T)	Mari Pedroza McTeggart : Southern Region, USA		66.2/0.93	62.5/0.93	67.2/0.94	79.1/1	79/2.5	2.87	72.25/0.96	74/0.94	87.4/1	78/0.97	84.75/0.99	2.92	5.79								5.79
136	(95T)	94(T)	Charlotte Jin Mulcahy Academy : New England Region, USA		71.7/0.97	72.5/0.96	75/0.98	77.25/0.98	75.5/0.97	2.92	62.5/0.92	78/0.96	87.6/4	76.75/0.96	80/0.95	2.87	5.79								5.79
181	(95T)	94(T)	Jean Marie Cook Mullane Godley : Mid America Region, USA		70/0.96	75/0.98	72/0.97	75.5/0.97	76.7/0.98	2.92	76.25/0.99	83/0.98	83.85/0.94	73.5/0.94	79.5/0.95	2.87	5.79								5.79
216	(98)	97	Anna Kuzu Beglan Academy : Mid America Region, USA		72/0.98	65/0.93	71/0.96	77.75/0.99	72.5/0.95	2.89	77.5/0.99	79.25/0.96	86.15/0.97	76.75/0.96	78/0.93	2.89	5.78								5.78
103	(99T)	98(T)	Juliana Cleary O'Dwyer : New England Region, USA		71.5/0.97	67.5/0.94	79.8/10	79/0.99	68.5/0.92	2.9	72/0.96	82.5/0.98	83.4/0.93	74.5/0.95	80.75/0.96	2.87	5.77								5.77
227	(99T)	98(T)	Zadie Doria DeNogla Academy : Mid Atlantic Region, USA		69.5/0.95	73.25/0.97	76.6/0.99	65.75/0.93	78/0.99	2.91	70/0.95	85/1	83.7/0.93	75/0.95	82/0.96	2.86	5.77								5.77
104	(101T)	100(T)	Brielle Hadley Murray Academy : New England Region, USA		68.5/0.95	72.75/0.96	72.8/0.97	78.5/0.99	72.7/0.95	2.88	77/0.99	87.5/10.5	84.3/0.94	76/0.95	78/0.93	2.88	5.76								5.76

North American Irish Dance Championships 2026

Final Result for Competition 9B : Girls Under 14 - B

WMH = World Medal Holder : OS = Overseas : WQ = World Qualifier : R = Recaller : Score = Judges marks : IP = Irish Points (Grid Score) : FTC = Failed To Complete

		Card	Position @ recall	Final Place	Name/School	Status	ROUND 1 : Score/IP					1st Round Total (IP)	ROUND 2 : Score/IP					2nd Round total (IP)	Tottal IP for Rounds 1 & 2	ROUND 3 : Score/IP					3rd Round Total (IP) *	TOTAL IP *
							Sarah Irwin Groenewoud	Rose Kenny	Heather McClanahan	Alicia Most. De Zevada	Linda Poesak Anderson		Brenda Boylan	Caoinne Boylan McCormack	Kerry-Anne Broderick	Colleen Coyle Kelly	Katie Maguire McMorrow			Russell Beaton	Marie Connell	Isabella Fogarty	Michael Kenny	Rosetta McConomy Bradley		
117	(101T)	100(T)	Emma Leach Prairie Gael : Western Region, Canada		71.5/0.97	64.5/0.93	71.8/0.97	79.25/1	79.2/4.5	2.94	64/0.93	70/0.94	84.4/0.95	74.25/0.95	78/0.93	2.82	5.76								5.76	
135	(101T)	100(T)	Ceilidh Duffy Wilson-Bryson-Dennis School : Eastern Region, Canada		73/0.99	77.75/1	70.4/0.96	68.5/0.94	73.5/0.96	2.91	63.5/0.93	71/0.94	86.4/0.97	77.75/0.97	79/0.94	2.85	5.76								5.76	
137	(104)	103	Julianna Major Saol Academy : Mid America Region, USA		74.2/1	74.5/0.97	64.6/0.93	67.75/0.94	70.7/0.94	2.85	67.5/0.94	77/0.95	86.55/0.98	79.75/0.99	80.75/0.96	2.89	5.74								5.74	
121	(105T)	104(T)	Eva Corley Onórach Mulhern Geraghty : USA & Ireland		72/0.98	75.5/0.98	68.8/0.95	66.75/0.93	68.7/0.92	2.86	68.25/0.94	76.5/0.95	86.2/0.97	75.5/0.95	84/0.98	2.87	5.73								5.73	
160	(105T)	104(T)	Honora O'Brien Murphy Academy : New England Region, USA		65.2/0.93	62.25/0.93	70.1/0.96	66/0.93	78.5/1	2.82	74.25/0.98	76/0.95	85.4/0.96	79.5/0.98	83/0.97	2.91	5.73								5.73	
226	(105T)	104(T)	Mackenzie Pearce Costello Irish Dance : Eastern Region, Canada		69.5/0.95	71.5/0.95	81.4/22	70.5/0.95	77/0.99	2.89	69.25/0.95	87.25/8.5	84/0.94	71/0.93	80/0.95	2.84	5.73								5.73	
113	(108T)	107(T)	Bridget Peterson Murphy Academy : New England Region, USA		69/0.95	70.25/0.95	67.8/0.95	66.5/0.93	73.5/0.96	2.85	71.75/0.96	79/0.96	83/0.93	76.5/0.96	80/0.95	2.87	5.72								5.72	
173	(108T)	107(T)	Zoe Riley Fitzpatrick Rankin O'Kennedy Holland : Mid America Region, USA		71.2/0.97	77.75/1	65.25/0.93	78/0.99	76.2/0.98	2.94	62/0.92	65.5/0.93	88.25/13	70.75/0.93	75/0.92	2.78	5.72								5.72	
180	(108T)	107(T)	Zell Brady Murphy Irish Dancers : Western Region, USA		67/0.94	61/0.92	70/0.96	75.7/0.97	73/0.95	2.85	69/0.95	81.75/0.97	84.8/0.95	81/0.99	77/0.93	2.87	5.72								5.72	
206	(111T)	110(T)	Paige Mason Murphy Academy : New England Region, USA		65.5/0.93	68/0.94	65.8/0.94	68/0.94	75/0.97	2.82	75.25/0.98	69.5/0.93	85.1/0.96	76/0.95	84/0.98	2.89	5.71								5.71	
213	(111T)	110(T)	Norah Krohn Sue Fay Healy : Eastern Region, Canada		72/0.98	74/0.97	70.2/0.96	73.5/0.97	70.5/0.93	2.9	66.75/0.94	63/0.92	84.25/0.94	71.75/0.93	80/0.95	2.81	5.71								5.71	
235	(111T)	110(T)	Ashlee Miazga Dillon-Gavin : Mid America Region, USA		67/0.94	63.5/0.93	76/0.99	72.75/0.96	78.5/1	2.89	67/0.94	77.5/0.95	83.5/0.93	78.5/0.98	76.75/0.93	2.82	5.71								5.71	
142	(114T)	113(T)	Delaney Smith Kelly : Western Region, USA		71.2/0.97	71.5/0.95	64/0.92	68.1/0.94	71.7/0.94	2.83	69.75/0.95	75.5/0.95	84.1/0.94	77.5/0.97	84.75/0.99	2.87	5.7								5.7	
194	(114T)	113(T)	Maev Schultz Sullivan School : New England Region, USA		71.5/0.97	64/0.93	70.6/0.96	80/1.33	70.2/0.93	2.86	78.5/1	70.5/0.94	84.9/0.95	74.25/0.95	79/0.94	2.84	5.7								5.7	
237	(116)	115	Nora Cangiano Rince Go Brach Academy : Mid Atlantic Region, USA		66.5/0.94	73.75/0.97	68.4/0.95	72.5/0.96	72.2/0.95	2.86	70.5/0.95	74.5/0.94	82/0.92	78.25/0.97	79/0.94	2.83	5.69								5.69	
125	(117)	116	Nora Jean Marshall Rankin O'Kennedy Holland : Mid America Region, USA		73.2/0.99	68.5/0.94	69.4/0.95	67.25/0.94	77/0.99	2.88	66.5/0.93	73.5/0.94	83.6/0.93	68/0.92	85/1.43	2.8	5.68								5.68	
230	(118)	117	Vivien Lewis Cass-Barrington : Southern Region, USA		65/0.93	67/0.94	67.6/0.95	65.5/0.93	69.2/0.93	2.8	68.75/0.94	80/0.97	85.5/0.96	73/0.94	87.75/35	2.87	5.67								5.67	
146	(119T)	118(T)	Eliza Kottinghaus Harney-Crawford Academy of Irish Dance : New England Region, USA		72.7/0.98	69.25/0.94	66.6/0.94	66.1/0.93	69.2/0.93	2.81	72.75/0.97	75.5/0.95	82.5/0.92	79.75/0.99	77.9/0.93	2.85	5.66								5.66	
200	(119T)	118(T)	Fallon Paris Dunleavy Boyle Academy : New England Region, USA		65.5/0.93	62/0.92	67/0.94	70/0.95	71/0.94	2.81	72/0.96	78.5/0.96	83.65/0.93	72.5/0.93	82/0.96	2.85	5.66								5.66	
105	(121T)	120(T)	Cara Browne Hunt : Southern Region, USA		65.7/0.93	69.5/0.94	69.8/0.96	71.25/0.96	70.2/0.93	2.83	66/0.93	73/0.94	83.8/0.94	71.5/0.93	78.75/0.94	2.81	5.64								5.64	
116	(121T)	120(T)	Hollie Pinkney * Inchigeelagh O'Gorman : North East Region, England		68.2/0.95	66.5/0.93	67.4/0.94	71.75/0.96	74.5/0.97	2.85	63/0.93	69/0.93	85.6/0.96	72/0.93	76/0.93	2.79	5.64								5.64	
209	(123)	122	Valentina Garcia Cleary : Western Region, USA		65.2/0.93	63/0.93	68.6/0.95	74/0.97	74/0.96	2.84	62.75/0.93	66.5/0.93	83.2/0.93	70/0.93	76.5/0.93	2.79	5.63								5.63	
141	(124T)	123(T)	Nora O'Brien O'Malley : Mid Atlantic Region, USA		67/0.94	76/0.99	66.8/0.94	65/0.92	70/0.93	2.81	70/0.95	69.5/0.93	86.25/0.97	72.5/0.93	78/0.93	2.81	5.62								5.62	
156	(124T)	123(T)	Charlotte Pitts McInerney : New England Region, USA		64.5/0.92	66.75/0.93	65.1/0.93	64.5/0.92	74/0.96	2.78	73.75/0.98	67/0.93	85.3/0.96	73/0.94	79/0.94	2.84	5.62								5.62	
179	(126T)	125(T)	Sadie Wood Branton Academy : Eastern Region, Canada		74/1	71.25/0.95	63.6/0.92	64.25/0.92	71.2/0.94	2.81	65.5/0.93	66.5/0.93	83.9/0.94	75.25/0.95	76/0.93	2.8	5.61								5.61	

North American Irish Dance Championships 2026

Final Result for Competition 9B - Girls Under 14 - B

WMH = World Medal Holder : OS = Overseas : WQ = World Qualifier : R = Recaller : Score = Judges marks : IP = Irish Points (Grid Score) : FTC = Failed To Complete



Card	Position @ recall	Final Place	Name/School	Status	ROUND 1 : Score/IP					1st Round Total (IP)	ROUND 2 : Score/IP					2nd Round total (IP)	Total IP for Rounds 1 & 2	ROUND 3 : Score/IP					3rd Round Total (IP) *	TOTAL IP *
					Sarah Irwin Groenewoud	Rose Kenny	Heather McClanahan	Alicia Mosti De Zevada	Linda Pussak Anderson		Brenda Boylan	Caomhne Boylan McCormack	Kerry-Anne Broderick	Colleen Coyle Kelly	Katie Maguire McMorrow			Russell Beaton	Marie Connell	Isabella Fogarty	Michael Kenny	Rosetta McConomy Bradley		
193	(1267)	125(T)	Caitlin Rose Torres Donny Golden : Mid Atlantic Region, USA		65/0.93	71/0.95	65.4/0.93	69.65/0.95	69.5/0.93	2.81	67.25/0.94	64.5/0.92	84.35/0.95	71.25/0.93	76/0.93	2.8	5.61							5.61
139	(128)	127	Isabelle HANSON * Matthews : Midlands Region, England/Wales		64/0.92	61.75/0.92	64.8/0.93	69.1/0.95	70.7/0.94	2.79	74.5/0.98	68/0.93	83.45/0.93	67/0.92	79/0.94	2.8	5.59							5.59
210	(129)	128	Chanel Jones * Matthews : Midlands Region, England/Wales		64/0.92	61.5/0.92	62/0.92	67/0.93	69/0.92	2.76	62/0.92	62/0.92	82.4/0.92	67/0.92	75/0.92	2.76	5.52							5.52
204	(24)	FTC	Mia Constantine Harney-Crawford Academy of Irish Dance : New England Region, USA		83/47	85/34	86.2/47	85/39	86.2/43	129	0/0	0/0	0/0	0/0	0/0	0	129							129