

North American Irish Dance Championships 2026



Results for Competition 8A : Girls Under 15 - A

Adjudicators

Round 1

Kerry-Anne Broderick
Kathleen Maguire O'Shea

Jackie O'Leary Fanning

Grace Ann Coyle
Jonathan McMorrow

Round 2

Russell Beaton
Stephen McAteer

Vincent O'Connor

JJ Hester
Patricia Murphy

Round 3

Colleen Coyle Kelly
Sean Kennedy


Rosetta McConomy Bradley

Alison Hampshire
Heather McClanahan

North American Irish Dance Championships 2026

Final Result for Competition 8A - Girls Under 15 - A


WMH = World Medal Holder : OS = Overseas : WQ = World Qualifier : R = Recaller : Score = Judges marks : IP = Irish Points (Grid Score) : FTC = Failed To Complete

		Kerry-Anne Broderick	Grace Ann Coyle	Kathleen Maguire O'Shea	Jonathan McMorrow	Jackie O'Leary Fanning	1st Round Total (IP)	Russell Beaton	JJ Heester	Stephen McAteer	Patricia Murphy	Vincent O'Connor	2nd Round total (IP)	Total IP for Rounds 1 & 2	Colleen Coyle Kelly	Alison Hampshire	Sean Kennedy	Heather McClanahan	Rosetta McConomy Bradley	3rd Round Total (IP) *	TOTAL IP *			
																						Card	Position @ recall	Final Place
180	(1)	1	Maria Coco Puente De La Vega * Kelly Hendry : North East Region, England	OS	93.7/75	98.9/75	88/100	93/100	90.7/75	250	88.25/25	94/56	93/100	82/43	94/100	199	449	94/100	95/60	95.5/100	90/100	93.5/100	300	749
125	(2)	2	Kate Doherty Kavanagh Porter: USA & Ireland	WQ	93/60	98.8/65	87/75	87.5/60	89.5/44	185	91.45/45	99/100	83.5/50	87/75	93/75	200	385	91.5/56	94.9/56	93.1/38.5	88.6/65	89.25/45	157	542
132	(5)	3	Pippa Chevalier DeNogla Academy : Mid Atlantic Region, USA	WQ	93.5/65	98.1/43	86.5/58.5	85.1/53	91/100	176.5	87/18	89/39	82/41	84/53	87/39	119	295.5	93.5/75	95.7/100	95.25/75	89/75	90.25/56	225	520.5
191	(3)	4	Phoebe Rose Beglan Beagle Academy : Mid America Region, USA	WQ	92.2/50	98.4/53	86.5/58.5	83.4/43	90/54.5	157.5	93/100	98/75	87/75	81.1/35	87.5/41	191	348.5	90/45	94.7/50	93.5/43	87/47	89/43	135	483.5
137	(4)	5	Kaaley Taylor Blakey O'Brien : Mid America Region, USA	WMH	91.7/41	97.8/35	84.5/33.5	88/65	90.5/65	141	91/41	87/33	84/56	86/60	92/65	157	298	89.5/43	95.2/65	94.75/60	80.6/26	90.5/60	163	461
118	(6)	6	Sinead Cromie Schade Academy : Mid Atlantic Region, USA	WQ	94/100	97.1/25	84/27	90/75	89.7/48.5	150.5	86.66/16	94.25/60	81.5/39	88/100	88/43	142	292.5	90.5/47	91.7/33	93.8/50	86.6/45	88.75/41	133	425.5
201	(7)	7	Leila Frederick Kavanagh Porter: USA & Ireland	WQ	91/38	99/100	83/14.5	83.5/45	90/54.5	137.5	90.66/37.5	85.25/20	81/38	83.5/50	86.25/37	112.5	250	91/50	95.5/75	93.75/47	85/37	88/36	134	384
189	(9)	8	Emily Murphy Hayer DeNogla Academy : Mid Atlantic Region, USA	WQ	92.3/53	98/40	84.5/33.5	83.3/41	85/17	114.5	92.5/75	87.1/34	78/29	80.8/32	85.5/33.5	99.5	214	86/34	94.5/41	94.5/56	87.6/53	91/75	150	364
153	(11)	9	Cate O'Brien Harney-Crawford Academy of Irish Dance : New England Region, USA	WQ	90.7/37	95.8/3.5	80/0.98	82.8/36	87.7/32	71.5	91.5/47	89.5/41	82.5/45	79.9/23	89/47	133	204.5	88.5/39	94.65/47	93.6/45	87.4/50	90.75/65	142	346.5
176	(12)	10	Gianna Santoro Francis Academy : Mid Atlantic Region, USA	WQ	88.2/20	96.25/10	84.5/33.5	81.8/27.5	89.7/48.5	81	88.75/27	96/65	83/47	80.7/31	83.5/28	106	187	88/38	88/24	94/53	84/34	90/53	125	312
115	(14)	11	Keely Parker The Michaela Hinds Academy : Eastern Region, Canada	WQ	87.8/15	96.5/14.5	86/47.33	84.5/50	86/24.5	86.83	85.33/9	91/47	80.25/36	77.4/0.99	91.5/60	92	178.83	84.5/31	93.7/38	95/65	88/56	88.25/37	131	309.83
126	(8)	12	Sheena King * Halloran : New South Wales, Australia	OS	89/30	97.5/30.5	85/37	82.1/30	89.2/40	97.5	92.33/65	86/25.5	83.75/53	81.3/37	85.75/35	125	222.5	82.5/25	84.5/20	92.5/32	77/18	87.25/32	77	299.5
144	(10)	13	Gigi Puckett Kavanagh Porter: USA & Ireland	WQ	87.4/7	97.3/28	85.5/41	82/29	77.7/0.96	64	86.5/15	90/43	85.5/65	85/56	88.5/45	144	208	80.5/20	93/37	85/9	80.2/25	85/22.5	67.5	275.5
119	(19)	14	Olivia Troy Magennis Academy : Southern Region, USA	WQ	88.5/23	94.8/0.99	85.5/41	81.75/26	90.2/60	90	84.33/5	86.5/30.5	78.25/31	78.7/11.5	83.25/27	69	159	83.5/29	94.8/53	93.25/41	84.6/36	87.75/35	112	271
142	(17)	15	Nola Steffenhagen Bellator Academy : Mid America Region, USA	WQ	88.9/29	96.2/9	84/27	80.5/14	88.7/36	70	76/0.96	88/38	78/29	83/47	84/29	96	166	92/60	89.2/27	92.75/33.5	79.6/23	88.5/38.5	99	265
184	(16)	16	Bailey McHugh * Scoil Rinca Ui Bhriain : Cuige Mumhan, Eire	R	91.9/45	97.75/33	80/0.98	83.25/39	89.2/40	112	90.25/33.5	87.2/35	73.5/0.99	78.3/5.5	82.5/24.5	63.5	175.5	78.5/18	91/31	91/26	79/22	86/27	75	250.5
156	(22)	17	Emily Lee Blakey O'Brien : Western Region, Canada	R	91.8/43	97.9/37.5	86.5/58.5	81.5/23.5	88.2/34	114.5	80.5/0.98	86.5/30.5	74.5/6	80.2/26	79/8.5	40.5	155	82.75/26	92.7/36	93.1/38.5	76.6/17	85.75/25.5	87.5	242.5
210	(23)	18	Aly Mastracchio O'Hare (Illinois) : Mid America Region, USA	R	92/47	98.5/56	84/27	81.5/23.5	88/33	107	87.66/21	84.5/17	75/9	76/0.98	84.5/31	47	154	87/37	90.5/30	90.25/23	81.6/29	86.5/29	88	242
150	(21)	19	Mira Gunning Onórach Mulhern Geraghty : USA & Ireland	R	89.5/32	97.4/29	83/14.5	82.3/32	85.2/20.5	81.5	85.5/10	92/50	74/1.5	81.5/39	83/26	75	156.5	83.25/28	91.2/32	90.75/25	77.6/19	85.25/24	77	233.5
215	(13)	20	Daina Carey * Carey Academy : New South Wales, Australia	R	87.5/9	98.3/50	83/14.5	81.25/21	87.5/31	66.5	90.66/37.5	83.5/15	79.75/34	82.1/45	91/56	116.5	183	83/27	80.5/14	80.5/6	67/8	85.75/25.5	47.5	230.5
128	(30)	21	Emmy Kemper Clark Academy : Mid America Region, USA	R	90.5/36	94.9/0.99	84/27	86.5/56	77/0.96	63.99	86.45/14	81.7/10	74/1.5	81.4/38	80/13.5	37.5	101.49	93/65	94.2/39	93/36.5	86/41	89.5/47	127	228.49
203	(24)	22	Millie Valenti Mulvihill-Lynch : Mid Atlantic Region, USA	R	88/18	98.6/60	80/0.98	80.25/12	89/37.5	67.5	88/23.5	86.2/28	75.5/11.5	80.4/28	82.5/24.5	76	143.5	77/16	94.55/43	87/11	83/32	87/31	79	222.5
169	(15)	23	Olivia Harvey * Connolly : New Zealand	R	89.9/34	96.9/21	86.5/58.5	80.6/15.5	87/29	84	84/3	90.5/45	80.75/37	79.5/20	86/36	93	177	74/10	78.5/10	93/36.5	71/11	79.25/11	32	209
163	(25)	24	Henaley Rotz Kavanagh Porter: USA & Ireland	R	87.55/10	87.9/0.96	85/37	82.5/33	82.2/3	46	88.5/26	86.3/29	82.1/43	81/34	80.5/17	89	135	80/19	83/18	91.5/28	86.2/43	84.5/20	67	202
149	(18)	25	Paula Ceniceros Drake : Mexico	R	88.8/28	96.7/17	80/0.98	83/37	81.5/1	46	90/32	93/53	80/35	77.2/0.99	89.5/50	117	163	73.5/9	79/11	88.75/17	75/15	79/10	36	199

North American Irish Dance Championships 2026

Final Result for Competition 8A - Girls Under 15 - A


WMH = World Medal Holder : OS = Overseas : WQ = World Qualifier : R = Recaller : Score = Judges marks : IP = Irish Points (Grid Score) : FTC = Failed To Complete

		Kerry-Anne Broderick	Grace Ann Coyle	Kathleen Maguire O'Shea	Jonathan McMorrow	Jackie O'Leary Fanning	1st Round Total (IP)	Russell Beaton	JJ Heester	Stephen McAteer	Patricia Murphy	Vincent O'Connor	2nd Round total (IP)	Total IP for Rounds 1 & 2	Colleen Coyle Kelly	Alison Hampshire	Sean Kennedy	Heather McClanahan	Rosetta McConomy Bradley	3rd Round Total (IP) *	TOTAL IP *			
																						Card	Position @ recall	Final Place
206	(28)	26	Paisley Gibbons Blakey O'Brien : Western Region, Canada	R	90/35	96/6.5	85/37	79.75/5	84/12.5	54	80.25/0.98	85.7/23	74/1.5	81.2/36	84.25/30	54.5	108.5	85.5/33	90/29	90.5/24	81/27	87.5/33.5	89	197.5
186	(20)	27	Sienna Wong Clark Academy : Mid America Region, USA	R	91.5/39	97.9/37.5	86/47.33	81/19	84/12.5	95.5	91.25/43	83.1/14	72/0.98	80.9/33	80.25/15.5	62.5	158	74.5/11	80/13	89/18	66/7	79.75/12	36	194
159	(40)	28	Ava Mazur Trinity Academy : Mid America Region, USA	R	87.15/4	95.9/5	81/1	83.1/38	81/1	10	83.5/1	86.1/27	85/60	76.6/0.98	85/32	60	70	91.25/53	92.5/35	92.8/35	88.4/60	84.75/21	123	193
152	(31)	29	Ava Kavanagh Brady Academy : New England Region, USA	R	88.4/22	97.2/26	84/27	84/47	82/1.5	75	89.5/31	84/16	72.5/0.99	76.3/0.98	78.5/6	22.99	97.99	81.5/22	92.2/34	92.25/31	78.6/21	86.75/30	83	180.99
212	(32)	30	Makayla Smith Kinsella : Mid America Region, USA	R	87.9/17	93/0.97	82/3.5	82.75/35	79.2/0.98	21.48	92.25/60	85.3/21	73/0.99	79.2/19	85.5/33.5	73.5	94.98	81/21	89/26	89.5/20	83.6/33	88.5/38.5	80	174.98
123	(36)	31	Maeve Porcelli Trinity Academy : Mid America Region, USA	R	87/3	92.7/0.97	82/3.5	80/8	83/6.5	13	90.45/35	85.9/24	75.5/11.5	86.5/65	74.5/0.99	70.5	83.5	86.25/35	87.2/22	92/30	82.6/31	86.25/28	89	172.5
161	(35)	32	Colleen Adamson Scoil Rince Saoirse : Mid Atlantic Region, USA	R	88.7/26	96.8/19	84/27	78.8/0.99	77/0.96	45.99	81.25/0.99	82/11	77.5/26	77.5/0.99	90/53	37.99	83.98	82.25/24	88.2/25	91.75/29	84.4/35	87.5/33.5	87.5	171.48
151	(27)	33	Avery Hoffman Hogan Irish Dance Academy : Mid America Region, USA	R	88.1/19	96.6/16	84.5/33.5	80.3/13	81.7/1	48	90.5/36	78/0.99	76.5/19.5	80.1/25	82/22	66.5	114.5	74.75/12	77/8	89.25/19	72/12	81.25/16	40	154.5
204	(42)	34	Kaira Casidhe O'Reilly * Sharon Taylor : Scotland	R	86.3/0.99	95/0.99	84/27	82.25/31	80/0.99	28.98	84.25/4	87.25/36	76.5/19.5	78.8/13	76.75/1	36.5	65.48	84/30	94.6/45	92.75/33.5	80/24	85/22.5	87.5	152.98
168	(26)	35	Hannah McClanahan Avoca Irish Dance : Western Region, USA	R	87.75/14	97/23.5	86/47.33	79.4/1	89/37.5	75	87.5/20	81.1/7	76.25/16	80.5/29	77.25/1	43	118	73/8	78/9	90/22	73/13	78.5/9	31	149
195	(41)	36	Zoe Anaya Trinity Academy : Mid America Region, USA	R	89.7/33	95.4/1	82.5/7.5	80.1/9.5	83/6.5	23.5	91.75/53	82.5/13	73/0.99	78.9/14	81.25/19	46	69.5	89/41	86.7/21	88.25/15	85.6/39	76.5/5	75	144.5
148	(33)	37	Erin Finnegan Murphy Academy : New England Region, USA	R	87.3/6	97.7/32	78/0.96	78.6/0.99	88.5/35	38.99	89/28	85/18	78/29	78.5/9	77/1	55	93.99	76.5/15	82/16	88.5/16	76/16	80.25/13	47	140.99
187	(38)	38	Cacilia Douds Corda Mor : Mid America Region, USA	R	84.8/0.97	97.8/35	78/0.96	81.2/20	86.7/28	48.97	89.33/30	70.2/0.96	76.5/19.5	75.8/0.97	79.75/12	32.47	81.44	82/23	84/19	89.75/21	69/9	82/18	58	139.44
188	(46T)	39	Sarah Walker Teelin School : Southern Region, USA	R	85.4/0.98	97.5/30.5	83/14.5	80.8/18	80/0.99	33.49	83.25/1	81.2/8	74.5/6	77.6/1	82.25/23	15	48.49	85/32	89.5/28	87.5/12.5	82/30	89.75/50	90	138.49
185	(29)	40	Ciara McDonagh Keane O'Brien Academy : New England Region, USA	R	89.3/31	96.9/21	83/14.5	81.3/22	83/6.5	57.5	86.75/17	81.5/9	77.5/26	79.6/21	73.25/0.98	47	104.5	72/6	79.7/12	87.5/12.5	65/6	80.5/14	30.5	135
165	(44)	41	Mackenzie Strode Hughes-Farrelly : Mid America Region, USA	R	92.5/56	93.6/0.98	83/14.5	81.8/27.5	78.5/0.97	42.98	80.75/0.99	87.5/37	76/14	77.7/1	73.5/0.98	15.99	58.97	72.5/7	87.5/23	91.25/27	81.4/28	84.25/19	69	127.97
196	(45)	42	Dani Kennedy Richens/Timm : Mid America Region, USA	R	85.65/0.98	96.5/14.5	84/27	80.6/15.5	80/0.99	30.99	82.25/0.99	73.5/0.98	78.5/32	78.4/7.5	80.25/15.5	23.99	54.98	86.5/36	82.7/17	85.5/10	85.2/38	81.5/17	70	124.98
179	(37)	43	Mikaela Romios * Christine Ayres : Victoria, Australia	R	87.45/8	98.25/47	84/27	78/0.99	89.5/44	79	77.25/0.97	75.5/0.98	71.5/0.98	74.5/0.96	81/18	2.93	81.93	76/14	76.2/7	84.5/8	70/10	78.25/8	26	107.93
182	(34)	44	Ansley Elwell Kavanagh Porter : USA & Ireland	R	88.55/24	95.75/2	83/14.5	77/0.97	85.7/23	39.5	90.25/33.5	78.5/1	71/0.97	79/16	86.5/38	50.5	90	70/5	75.5/6	80/5	64/5	77/6	16	106
167	(43)	45	Paitlyn Wanner The Academy : Mid America & Western Australia	R	86.9/2	95.7/1	79.5/0.97	77.25/0.98	85/17	3.98	89.25/29	85.5/22	75/9	80.3/27	72/0.97	58	61.98	75/13	74/4	88/14	74/14	78/7	34	95.98
178	(46T)	46	Cassie Barg Bell : Mid America Region, USA	R	86.55/1	98/40	83/14.5	77.5/0.98	80/0.99	16.49	82.75/1	80.1/2	76/14	79/16	81.5/20	32	48.49	78/17	81.7/15	84/7	78/20	81/15	47	95.49
172	(39)	47	Ana Valentina Manjarrez Lopez Celtica Dance Academy : Mexico	R	88.3/21	97/23.5	85.5/41	75.75/0.97	86/24.5	69	75.75/0.96	80.6/5	72.5/0.99	78.4/7.5	72.25/0.97	6.96	75.96	69/4	73/3	79/3	62/4	72/3	10	85.96
174	(48)	48	Anastasia Gindhart Tir Na Nog : Mid Atlantic Region, USA	R	86.1/0.99	96.3/11.5	82/3.5	77.3/0.98	84.7/14	15.99	92/56	71.1/0.97	71/0.97	79.8/22	76.75/1	23.97	39.96	67/3	75/5	79.5/4	61.4/3	73/4	11	50.96
147	(49)	49	Isobel Wilde Blakey River City : Western Region, Canada	R	87.2/5	91.7/0.97	79.5/0.97	78.75/0.99	79.5/0.98	2.94	90.75/39	75.1/0.98	79.5/33	77.3/0.99	74.5/0.99	34.98	37.92							37.92
129	(50)	50	Fiona Kate Meyer Stillson : New England Region, USA	R	88.6/25	95.3/1	83.5/21.5	79.5/1	83.7/11	33.5	82.45/0.99	76.8/0.99	71.5/0.98	78/1.33	78/3.5	3.31	36.81							36.81

North American Irish Dance Championships 2026

Final Result for Competition 8A - Girls Under 15 - A

WMH = World Medal Holder : OS = Overseas : WQ = World Qualifier : R = Recaller : Score = Judges marks : IP = Irish Points (Grid Score) : FTC = Failed To Complete

		Card	Position @ recall	Final Place	Name/School	Status	ROUND 1 : Score/IP					1st Round Total (IP)	ROUND 2 : Score/IP					2nd Round total (IP)	Total IP for Rounds 1 & 2	ROUND 3 : Score/IP					3rd Round Total (IP) *	TOTAL IP *
							Kerry-Anne Broderick	Grace Ann Coyle	Kathleen Maguire O'Shea	Jonathan McMorrow	Jackie O'Leary Fanning		Russell Beaton	JJ Heester	Stephen McAteer	Patricia Murphy	Vincent O'Connor			Colleen Coyle Kelly	Alison Hampshire	Sean Kennedy	Heather McClanahan	Rosetta McEconomy Bradley		
120	(51)	51	Ellis Challoner Michael Patrick Gallagher : Western Region, USA		85.7/0.98	95.5/1	80/0.98	82.6/34	83.2/10	11.98	91.66/50	77.2/0.99	72.5/0.99	78/1.33	81.75/21	23.32	35.3								35.3	
175	(52)	52	Haley Noelle Haas Heritage Irish Dance Company : Mid Atlantic Region, USA		87.65/12	96.75/18	81/1	77.6/0.98	85/17	30	82.5/1	82.1/12	72/0.98	77.6/1	70/0.96	2.98	32.98								32.98	
136	(53)	53	Nola Healy Sue Fay Healy : Eastern Region, Canada		85.8/0.98	95.6/1	82.5/7.5	81.6/25	80.7/0.99	9.49	85/8	86/25.5	76/14	78/1.33	75.5/0.99	23.33	32.82								32.82	
199	(54)	54	Moirá Smith Brady Campbell : Mid America Region, USA		86.12/0.99	95.8/3.5	82/3.5	78.25/0.99	82/1.5	5.99	86.25/13	79.5/1	74.25/4	80.6/30	78.75/7	24	29.99								29.99	
194	(55)	55	Harmony Schaehtel McTeggart : Southern Region, USA		86.45/0.99	96/6.5	80/0.98	79.9/7	86.2/26	14.49	83.25/1	85.1/19	71.5/0.98	76.9/0.99	79.25/10	11.99	26.48								26.48	
173	(56)	56	Madeline Kramer Connick School of Irish Dance : Southern Region, USA		87.85/16	96.9/21	80/0.98	78/0.99	80/0.99	17.98	84.5/6	73.1/0.97	73/0.99	81.6/41	74.25/0.98	7.97	25.95								25.95	
177	(57)	57	Sarah Goodin Haley Prendergast : Western Region, USA		86.8/1	95.1/0.99	80/0.98	76/0.97	78/0.97	2.94	87.25/19	69.25/0.96	76.5/19.5	76.8/0.99	74.5/0.99	20.98	23.92								23.92	
170	(58)	58	Fiona Mahon Murray Academy : New England Region, USA		86.4/0.99	96.3/11.5	80/0.98	78.8/0.99	85.2/20.5	13.48	85.75/11	80.5/4	73.5/0.99	75/0.96	78.25/5	9.99	23.47								23.47	
197	(59)	59	June Canfield The Carson Academy : Southern Region, USA		85.45/0.98	94.5/0.98	80/0.98	78/0.99	86.5/27	2.95	77.25/0.97	86.7/32	75/9	78.6/10	73.5/0.98	19.98	22.93								22.93	
183	(60)	60	Aaliyah Lawrie Goggin-Stewart Canada : Eastern Region, Canada		88.75/27	95.1/0.99	80.5/0.99	80.2/11	83/6.5	18.49	87.75/22	76.1/0.99	70/0.97	76.9/0.99	76.25/0.99	2.97	21.46								21.46	
135	(61)	61	Fiona Foulard Beglan Academy : Mid America Region, USA		84.7/0.97	95.2/0.99	83/14.5	80.75/17	79.7/0.98	16.47	81.5/0.99	69/0.96	71/0.97	80/24	76.5/1	2.96	19.43								19.43	
160	(62)	62	Neve Griffiths Claddagh Irish Dance : Eastern Region, Canada		85.9/0.99	96.4/13	81.5/1	77.5/0.98	87.2/30	14.99	77.5/0.97	81/6	74/1.5	76.7/0.98	72.5/0.98	3.46	18.45								18.45	
146	(63)	63	Shayna Leech Lerihnan School : New England Region, USA		83.6/0.96	94.9/0.99	78/0.96	77/0.97	78/0.97	2.9	82/0.99	79/1	76.5/19.5	76.2/0.98	79.5/11	12.99	15.89								15.89	
157	(64)	64	Lilah Godsoe Rince Na Tiarna : Mid Atlantic Region, USA		86.7/1	97.25/27	82/3.5	79.8/6	79/0.98	10.5	78.75/0.98	76.5/0.99	73.5/0.99	76.4/0.98	75/0.99	2.96	13.46								13.46	
166	(65)	65	Grace Lynn O'Keefe Academy of Irish Dance : Southern Region, USA		86.6/1	96.1/8	83/14.5	76.2/0.97	78.2/0.97	9.97	76.5/0.96	77/0.99	70.5/0.97	75.5/0.97	68/0.95	2.9	12.87								12.87	
202	(66)	66	Violet Zinck O'Hara : Mid America Region, USA		87.7/13	91/0.97	81/1	79/1	79.5/0.98	2.98	83.75/2	78.1/1	74.5/6	74.2/0.96	79/8.5	9	11.98								11.98	
190	(67)	67	Maeve Lange Mullane Godley : Mid America Region, USA		86.65/1	94.5/0.98	83/14.5	79/1	83/6.5	8.5	76.75/0.96	77.5/0.99	69/0.96	74.4/0.96	75/0.99	2.91	11.41								11.41	
192	(68)	68	Lauren Trahan Rochester Academy : Mid Atlantic Region, USA		86.25/0.99	92.3/0.97	83.5/21.5	79.7/3.5	80/0.99	5.48	84.75/7	80.4/3	70.5/0.97	75.3/0.97	71.25/0.97	4.94	10.42								10.42	
133	(69)	69	Nora Delahunt Casey O'Loughlin : Western Region, Canada		86.2/0.99	92.5/0.97	80/0.98	80.1/9.5	76.5/0.96	2.94	81/0.99	72/0.97	77/23.5	77.5/0.99	78/3.5	5.48	8.42								8.42	
143	(70)	70	Bridget Baldwin Murphy Irish Arts Center : Mid America Region, USA		84.5/0.97	93.2/0.97	80/0.98	78.5/0.99	76/0.95	2.92	78.5/0.97	74/0.98	76.5/19.5	78.1/3	74/0.98	4.96	7.88								7.88	
145	(71)	71	Natalie Jurczyk Scoil Rince Luimni : New England Region, USA		87.6/11	92.9/0.97	80/0.98	79.6/2	81.2/1	3.98	77/0.97	75/0.98	73.5/0.99	76.1/0.98	80/13.5	2.95	6.93								6.93	
200	(72)	72	Aleah Amos Leneghan : Mid America Region, USA		83.5/0.96	94/0.98	77/0.96	74.5/0.96	85/17	2.9	81.75/0.99	71.25/0.97	77/23.5	77.9/1	77.75/2	3.99	6.89								6.89	
171	(73)	73	Molly Boehning Devrin Academy : Mid Atlantic Region, USA		85.75/0.98	93.7/0.98	78/0.96	77.5/0.98	79/0.98	2.94	79.25/0.98	71.5/0.97	74/1.5	79.1/18	75.75/0.99	3.47	6.41								6.41	
155	(74)	74	Savannah Inderlied Southern Irish Dance : Southern Region, USA		84.6/0.97	95.25/0.99	76/0.96	74.5/0.96	78/0.97	2.9	83/1	73/0.97	74/1.5	78.2/4	69.5/0.96	3.47	6.37								6.37	
116	(75)	75	Glenna Mastroianni Watters : Southern Region, USA		86.5/1	94.4/0.98	81/1	76/0.97	85.5/22	2.98	79/0.98	73.2/0.98	72/0.98	76/0.98	71/0.97	2.94	5.92								5.92	

North American Irish Dance Championships 2026

Final Result for Competition 8A - Girls Under 15 - A

WMH = World Medal Holder : OS = Overseas : WQ = World Qualifier : R = Recaller : Score = Judges marks : IP = Irish Points (Grid Score) : FTC = Failed To Complete



Card	Position @ recall	Final Place	Name/School	Status	ROUND 1 : Score/IP					1st Round Total (IP)	ROUND 2 : Score/IP					2nd Round total (IP)	Total IP for Rounds 1 & 2	ROUND 3 : Score/IP					3rd Round Total (IP) *	TOTAL IP *
					Kerry-Anne Broderick	Grace Ann Coyle	Kathleen Maguire O'Shea	Jonathan McMorrow	Jackie O'Leary Fanning		Russell Beaton	JJ Heester	Stephen McAteer	Patricia Murphy	Vincent O'Connor			Colleen Coyle Kelly	Alison Hampshire	Sean Kennedy	Heather McClannahan	Rosetta McEconomy Bradley		
164	(76T)	76(T)	Anneka Houghton Murphy Irish Dancers : Western Region, USA		83.8/0.97	95.4/1	80/0.98	79.7/3.5	79/0.98	2.96	75.5/0.96	80/1	69/0.96	78.3/5.5	71.5/0.97	2.93	5.89						5.89	
181	(76T)	76(T)	Adalynn Hughey McAteer-Paulson : Mid Atlantic Region, USA		85.95/0.99	94.4/0.98	80/0.98	76.1/0.97	85/17	2.95	80/0.98	76.6/0.99	70/0.97	74.1/0.96	75.25/0.99	2.94	5.89						5.89	
158	(78)	78	Savannah Keenan Doherty Petri : Ireland, USA & Scotland		84.3/0.97	86.3/0.96	75/0.96	79.3/1	80/0.99	2.92	74/0.95	79.1/1	72/0.98	76.5/0.98	77.5/1	2.96	5.88						5.88	
134	(79)	79	Roisin O'Meara Goggin-Stewart Canada : Eastern Region, Canada		85.6/0.98	93.8/0.98	78/0.96	78/0.99	76.7/0.96	2.92	80/0.98	71/0.97	72.5/0.99	77.1/0.99	73/0.98	2.95	5.87						5.87	
154	(80)	80	Lily Robbins Rince Na Sonas : Mid Atlantic Region, USA		83/0.96	97.8/35	80/0.98	75.5/0.97	79/0.98	2.93	88/23.5	70.1/0.96	73/0.99	75.1/0.97	71/0.97	2.93	5.86						5.86	
114	(81T)	81(T)	Marlee Mulcahy Dunleavy Boyle Academy : New England Region, USA		85.5/0.98	87.5/0.96	82/3.5	78.25/0.99	78/0.97	2.94	75.25/0.96	77.1/0.99	69.75/0.96	75/0.96	75.5/0.99	2.91	5.85						5.85	
138	(81T)	81(T)	Emily Teahan O'Shea-Chaplin : New England Region, USA		84.2/0.97	94.2/0.98	79/0.97	75/0.96	80.5/0.99	2.92	86/12	76/0.98	71/0.97	76/0.98	70.5/0.96	2.93	5.85						5.85	
198	(81T)	81(T)	Rosie Rice Onórach Mulhern Geraghty : USA & Ireland		85.1/0.98	94.3/0.98	78/0.96	77.5/0.98	83/6.5	2.94	78.5/0.97	74.5/0.98	68/0.96	75.4/0.97	71.5/0.97	2.91	5.85						5.85	
130	(84T)	84(T)	Ella Alligem Kelly Academy : Southern Region, USA		86/0.99	83.5/0.95	80/0.98	79.1/1	77.7/0.96	2.93	78.45/0.97	74.1/0.98	68/0.96	76/0.98	69.5/0.96	2.91	5.84						5.84	
140	(84T)	84(T)	Kenley West Steel : Western Region, Canada		85/0.97	93.3/0.98	83/14.5	75.1/0.97	79.2/0.98	2.93	79.5/0.98	72.5/0.97	77.5/26	74/0.96	70/0.96	2.91	5.84						5.84	
117	(86T)	86(T)	Cecilia Mangan Cashel Academy : Mid America Region, USA		85.3/0.98	86/0.96	78/0.96	73/0.96	81/1	2.9	80/0.98	70.7/0.97	68.5/0.96	76/0.98	72.5/0.98	2.93	5.83						5.83	
121	(86T)	86(T)	Brianne Layden O'Malley : Mid Atlantic Region, USA		80/0.96	92/0.97	80.5/0.99	75.5/0.97	78.7/0.97	2.91	77.33/0.97	70.4/0.96	71/0.97	79/16	73/0.98	2.92	5.83						5.83	
127	(88T)	88(T)	Aislin Bell McNulty : Mid America Region, USA		83.7/0.96	87/0.96	80/0.98	77.75/0.98	78.7/0.97	2.91	81.33/0.99	74.3/0.98	67/0.95	74.9/0.96	70/0.96	2.9	5.81						5.81	
139	(88T)	88(T)	Adelie Deck Richens/Timm : Mid America Region, USA		84.4/0.97	94.7/0.99	81/1	74.75/0.96	77.2/0.96	2.92	78/0.97	70/0.96	70/0.97	75/0.96	69/0.96	2.89	5.81						5.81	
209	(90)	90	Neve Leach McInerney : New England Region, USA		84/0.97	88/0.96	78/0.96	73.75/0.96	78.5/0.97	2.89	81.66/0.99	70.6/0.96	70.5/0.97	76.7/0.98	70.5/0.96	2.91	5.8						5.8	
124	(91T)	91(T)	Ava Dillbeck Irish Dance Academy of Alaska : Western Region, USA		82.3/0.96	90.7/0.97	80/0.98	72.5/0.95	78.2/0.97	2.9	79.45/0.98	69.75/0.96	68.5/0.96	70.1/0.95	72/0.97	2.89	5.79						5.79	
162	(91T)	91(T)	Taylor Tarsagian Clann Lir Academy : New England Region, USA		81/0.96	98.2/45	78/0.96	75/0.96	78/0.97	2.89	75/0.96	70.5/0.96	71/0.97	75.2/0.97	76/0.99	2.9	5.79						5.79	
207	(91T)	91(T)	Addison Bertholf Ashurst Academy : New England Region, USA		82/0.96	90/0.96	81/1	73/0.96	80.2/0.99	2.91	74.5/0.96	71.6/0.97	68.5/0.96	74.3/0.96	69/0.96	2.88	5.79						5.79	
131	(94)	94	Bailey Brown Rose Academy of Irish Dance : Western Region, USA		79/0.96	86.6/0.96	78/0.96	73.1/0.96	76.2/0.96	2.88	76.66/0.96	77/0.99	67/0.95	74.3/0.96	72.5/0.98	2.9	5.78						5.78	
205	(95T)	95(T)	Keira Fitzgerald Clan na hÉireann : Mid Atlantic Region, USA		82.5/0.96	89/0.96	75/0.96	73.5/0.96	79/0.98	2.88	76.66/0.96	68/0.96	69.5/0.96	78.7/11.5	68.5/0.96	2.88	5.76						5.76	
213	(95T)	95(T)	Katherine Baker Bracken : Western Region, USA		77/0.95	88.2/0.96	75/0.96	74/0.96	77.5/0.96	2.88	78/0.97	67/0.95	69.75/0.96	75/0.96	69.5/0.96	2.88	5.76						5.76	