

North American Irish Dance Championships 2026



Results for Competition 13 : Girls Under 10

Adjudicators

Round 1

Isabella Fogarty
Rose Kenny

Michael Kenny
Alicia Mosti De Zevada

Christina Ryan Kilcoyne

Round 2

Colleen Coyle Kelly
Sean Kennedy

Alison Hampshire
Heather McClanahan

Rosetta McConomy Bradley

Round 3

Peter Boylan
Katie Maguire McMorrow


Caoimhe Boylan McCormack
Kate O'Connor

Linda Possak Anderson

North American Irish Dance Championships 2026

Final Result for Competition 13 : Girls Under 10


WMH = World Medal Holder : OS = Overseas : WQ = World Qualifier : R = Recaller : Score = Judges marks : IP = Irish Points (Grid Score) : FTC = Failed To Complete

		Card	Position @ recall	Final Place	Name/School	Status	ROUND 1 : Score/IP					1st Round Total (IP)	ROUND 2 : Score/IP					2nd Round total (IP)	Total IP for Rounds 1 & 2	ROUND 3 : Score/IP					3rd Round Total (IP) *	TOTAL IP *
							Isabella Fogarty	Michael Kenny	Rose Kenny	Alicia Mosti De Zevada	Christina Ryan Kilcoyne		Colleen Coyle Kelly	Allison Hampshire	Sean Kennedy	Heather McClanahan	Rosetta McEconomy Bradley			Peter Boylan	Caomhne Boylan McCormack	Katie Maguire McMorrow	Kate O'Connor	Linda Possak-Anderson		
147	(3)	1	Cara Gareau Burke Connolly Academy : Southern Region, USA	WQ	90/48.5	88/62.5	84.5/50	90.5/65	86.2/58	170.5	89.5/53	94.5/75	97/100	88.8/56	93.5/100	231	401.5	94/100	97.5/75	86.25/33	96.5/100	90.5/100	275	676.5		
154	(1)	2	Saoirse Mullins * Stephanie Power : Cuige Chonnacht, Eire	OS	94/100	89/75	84.25/47	89.75/56	86/53	184	91/100	91.5/50	96/75	91/100	88/37	225	409	92.5/65	97/65	87.2/38	87.25/18	88.7/45	148	557		
194	(4)	3	Shelby Hunt * Glendarragh : Midlands Region, England/Wales	OS	89/44	88/62.5	85.25/53	89.1/46	86.2/58	157	89.8/65	94/65	95.5/65	90.4/75	89/48.5	195	352	93/75	98/100	87.95/60	95/60	89/48.5	195	547		
135	(2)	4	Collins Mahoney Onórach Mulhern Geraghty : USA & Ireland	WQ	87.75/34	90/100	86.75/65	90/60	86.7/75	200	90/75	95/100	95/56	90/65	90.25/65	205	405	91.75/53	85.25/20	86/28	95.25/65	88.2/41	122	527		
239	(7)	5	Paige Clifford Harney-Crawford Academy of Irish Dance : New England Region, USA	WQ	91/56	79/34.5	87.5/75	83/2	84.3/40	130.5	89.6/56	89.7/34	94.6/47	88/50	88.5/40	137	267.5	90/44	96.25/53	88/65	92/35	89.5/56	153	420.5		
121	(5)	6	Ainsley Som Harney-Crawford Academy of Irish Dance : New England Region, USA	WQ	81/1.11	83/47	88.5/100	87/29.5	88/100	176.5	85.75/33	90.7/39	91.5/17.5	81/21.5	89/48.5	93.5	270	88.25/35.5	89/36	85.2/18	93.25/45	89.6/60	116.5	386.5		
198	(9)	7	Noelani Tracey Scoil Rince Saoirse : Mid Atlantic Region, USA	WQ	90.25/53	73.5/5	83.75/42	90.75/75	85.6/50	145	88.5/43	87.7/25	92/22	84.4/37	87.75/36	98	243	88/33.5	91/39	86.75/36.5	92.75/37.5	81/13	107.5	350.5		
180	(6)	8	Kayleigh Navin Penk-O'Donnell : Western Region, Canada	WQ	88.25/39	78/29.5	83.75/42	86.5/27	78/0.97	95.5	89.75/60	93.7/60	94.5/45	88.4/53	91/75	173	268.5	81/11	90/38	86.5/35	91.5/31.5	77/1	77.5	346		
143	(8)	9	Sovella Zentz McDade-Cara : Mid Atlantic Region, USA	WQ	89/44	80/38.5	85.5/56	89.25/50	85/47	141	89/45	93/56	91.25/15	87/47	81/2	107	248	86.75/30	87.5/32.5	85.75/25	89.25/27	88.5/43	89.5	337.5		
160	(15)	10	Ellie Walsh DeNogla Academy : Mid Atlantic Region, USA	WQ	83/12	85/56	80.25/16.5	85.25/19	80.3/19.5	55	86.5/35	90.5/38	94.75/50	89.4/60	85/24	123	178	83.25/19	94/45	87.8/53	93.5/47	90/75	145	323		
185	(12)	11	Cara Daly * Cabe Academy : Cuige Laighean, Eire	OS	90/48.5	71/0.99	81/21.5	85.75/21	83.6/36	78.5	88/41	91.25/47	92.75/30.5	85.6/41	85/24	112.5	191	91/47	95/47	87.5/44	84/1.5	88/39	130	321		
149	(10)	12	Hermione Williams * Forrestall : Southern Region, England	OS	92/62.5	81/42	81.75/27	91/100	78.8/1	131.5	85/30	92/53	90.25/4.5	80.6/19	87/33	82	213.5	86/27.5	85.25/20	87.3/41	91.5/31.5	84.7/25	84	297.5		
175	(11)	13	Cecilia Bartels-Bernard McAleer-Paulson : Mid Atlantic Region, USA	WQ	84/18	78.5/32	80/14.5	87.25/32	81.8/29	79	89.25/47	91/42	93.25/35.5	82.4/30	88.5/40	117.5	196.5	87.25/31	93/43	86.25/33	89/26	87/34	98	294.5		
199	(14)	14	Ani Rose Kleya Harney-Crawford Academy of Irish Dance : New England Region, USA	WQ	88/37	74.5/11.5	82.5/31.5	88.1/36.5	77.8/0.95	79.5	87.25/39	85.7/12	94/42	82.6/31	86.75/31	101	180.5	84.5/23	86.5/26.5	87.25/39	95.5/75	77.2/1	88.5	269		
218	(22)	15	Margaret Cherny Burke Connolly Academy : Southern Region, USA	WQ	81.75/6	76.5/23.5	83.5/38.5	82.5/1	80.6/25	54.5	78.75/9	86.7/19	95.25/60	76/0.99	88.75/44	72	126.5	88.25/35.5	96.5/56	84/9.5	93.75/50	89.7/65	141.5	268		
221	(21)	16	Molly Day Brady Campbell : Mid America Region, USA	WQ	85/25.5	76/20	86.5/60	88/35	78/0.97	80.5	84.5/29	83/1	88.8/0.99	81.4/24	89.25/53	54	134.5	89.5/41	79.5/4.5	87.9/56	92.5/36	89.2/53	130	264.5		
236	(16)	17	Alexandra Mary Moriarty Shea-Jennings : Mid Atlantic Region, USA	WQ	84.75/24	70/0.98	82.5/31.5	89/43	84/38	93.5	81.25/20	89.5/33	91.8/21	82.2/29	84/17.5	70	163.5	91.5/50	86.25/25	85.6/22	93/40	85.7/30	95	258.5		
170	(25)	18	Kennedy Testa McHugh : Mid Atlantic Region, USA	WQ	85.5/28.5	81/42	83.25/37	84.75/14	81.6/28	93.5	81.5/21	73.7/0.94	92.5/27.5	73/0.98	80.75/1	22.98	116.48	89/38.5	96/50	87.7/50	93.85/53	86.5/32	138.5	254.98		
197	(26)	19	Evie Congleton Doherty Petri : Ireland, USA & Scotland	WQ	88.75/41	79.5/36.5	81.25/23.5	87/29.5	78.8/1	89.5	78/6	81/0.98	92.3/26	78.4/5	83.5/14.5	25.5	115	89/38.5	96.75/60	87.5/44	94/56	78.5/2.5	138.5	253.5		
237	(17)	20	Eleanor Spiro McDade-Cara : Mid Atlantic Region, USA	WQ	93/75	76/20	81/21.5	88.75/41	84.7/43	105.5	73/0.97	90.1/36	90.6/9	84.2/36	83/11.5	56.5	162	86.5/29	88.5/35	86.1/30.5	87.75/21	85.2/27.5	87	249		
226	(13)	21	Lily McNamee Doherty Petri : Ireland, USA & Scotland	R	78.5/0.98	77/26	84/45	88.5/39	78/0.97	65.98	89.3/50	88.7/29	94.8/53	85/38	85.25/26	117	182.98	87.5/32	87.25/30.5	84.5/14.5	81.5/0.99	81.2/14	59	241.98		
189	(19)	22	Charlotte Bounds Harper-Kirk Academy : Mid Atlantic Region, USA	R	84.25/21.5	79.5/36.5	83.5/38.5	86.75/28	80.5/23.5	88	80.25/16	86.2/16	90/1.5	83.6/34	87.5/35	66	154	84/21.5	86/24	88.5/100	93/40	84/23	87	241		
158	(18)	23	Eden Stoy Trinity Academy : Mid America Region, USA	R	85/25.5	77/26	79.25/10	71.5/0.93	78.5/0.99	36.49	86.75/36.5	91.2/45	92.5/27.5	85.4/39	88.75/44	119.5	155.99	79.25/5	92/41	85.75/25	87.5/19.5	86.7/33	77.5	233.49		
132	(20)	24	Annika Eppelheimer Celtic Steps : Western Region, USA	R	84/18	79/34.5	80.75/20	82.75/1	86.5/65	72.5	79/10	87/20.5	93/32.5	70.2/0.96	90/60	63	135.5	82.25/16	89.5/37	82.5/1	92.75/37.5	85/26	79	214.5		
125	(23)	25	Orla Kane Elek Brady Campbell : Mid America Region, USA	R	81.5/4	78/29.5	77/1	88.25/38	79.6/8.5	42	80.75/18	89.8/35	93.6/38	82/27.5	84.5/20.5	83	125	85/24	87.25/30.5	83.9/8	89.5/28	86.2/31	82.5	207.5		

North American Irish Dance Championships 2026

Final Result for Competition 13 : Girls Under 10


WMH = World Medal Holder : OS = Overseas : WQ = World Qualifier : R = Recaller : Score = Judges marks : IP = Irish Points (Grid Score) : FTC = Failed To Complete

Card		Position @ recall	Final Place	Name/School	Status	ROUND 1 : Score/IP					1st Round Total (IP)	ROUND 2 : Score/IP					2nd Round total (IP)	Total IP for Rounds 1 & 2	ROUND 3 : Score/IP					3rd Round Total (IP) *	TOTAL IP *													
																																						
				Isabella Fogarty					Michael Kenny					Rose Kenny					Alicia Mosti De Zevada					Christina Ryan Kilcoyne														
				Colleen Coyle Kelly					Alison Hampshire					Sean Kennedy					Heather McClanahan					Rosetta McEconomy Bradley														
				Peter Boylan					Caoimhe Boylan McCormack					Katie Maguire Mc Morrow					Kate O'Connor					Linda Possak Anderson														
206	(27)	26	Anna Goldoni DeNogla Academy : Mid Atlantic Region, USA	R	87/32	78.5/32	82.75/33.5	89.1/46	83/33	98.5	78.5/8	81.7/0.99	90.25/4.5	65.8/0.94	86/27.5	13.49	111.99	92/56	81/8	88.25/75	84.6/6	81.5/15	79	190.99														
124	(28)	27	Teagan Grady Burke School of Irish Dance, OH : Mid America Region, USA	R	80/0.99	84/51.5	83/35.5	86/22.5	84.9/45	103	76/1	85.75/13	88.5/0.99	66/0.94	77.25/0.97	2.96	105.96	92.25/60	83.5/13	86/28	91.75/33.5	81.7/16	77.5	183.46														
165	(29)	28	Ani Jensen Griffith Academy : New England Region, USA	R	86.5/31	73.5/5	70.75/0.95	87.5/33	78.4/0.99	36.99	81/19	88.2/27	92.25/24.5	80/14.5	76.25/0.97	58	94.99	74.75/0.99	84.75/17	85.7/23	87/16.5	89/48.5	56.5	151.49														
137	(31)	29	Elizabeth Ullrich Harney-Crawford Academy of Irish Dance : New England Region, USA	R	92/62.5	75/15.5	82.75/33.5	83.25/6	83/33	82	74.5/0.98	70.7/0.93	87.5/0.98	69/0.96	74/0.95	2.89	84.89	80/7	86.5/26.5	84.25/12.5	91.25/30	82.2/18	57	141.89														
188	(30)	30	Isla Jans Gott-Hughton Academy : Western Region, Canada	R	87.75/34	69.5/0.98	79/8.5	86.25/26	78.1/0.98	35.48	79.75/13	75.7/0.95	91.6/19	80.4/18	87.25/34	50	85.48	90/44	82/10	86.75/36.5	85/8	79/5	54.5	139.98														
123	(33)	31	Molly Basenberg Murray Academy : New England Region, USA	R	84.5/23	72/0.99	81.25/23.5	81.75/0.99	84.3/40	47.49	77/1.5	78.75/0.97	93.25/35.5	77.6/1	83.5/14.5	17	64.49	85.5/25.5	86.75/28	84.9/17	87.5/19.5	75.2/0.99	62	126.49														
209	(46)	32	Ann Siegel Loxley Heritage Irish Dance Company : Mid Atlantic Region, USA	R	82/8.5	71.5/0.99	83/35.5	72.1/0.93	80.3/19.5	28.99	76.25/1	74.5/0.94	94/42	66.4/0.94	83.25/13	14.94	43.93	81.5/13	87.5/32.5	86.1/30.5	93.2/43	82/17	80	123.93														
183	(24)	33	Calder Streich Burke Connolly Academy : Southern Region, USA	R	86/30	69/0.97	69.5/0.95	85.5/20	78/0.97	21.94	85.25/31	85.2/9	93.75/39	86.6/45	86.5/29	99	120.94	73/0.98	77/1	78/0.99	73/0.98	75/0.98	2.95	123.89														
190	(35)	34	Delia Sciblo McDade-Cara : Mid Atlantic Region, USA	R	88/37	71.5/0.99	72.25/0.97	87.1/31	80.5/23.5	55.49	84/27	77.7/0.97	86.5/0.97	64.2/0.93	80/0.99	2.93	58.42	82/15	74/0.99	87.6/47	87/16.5	83/21	52.5	110.92														
193	(42)	35	Presley Minner The Montgomery Frank Academy : Southern Region, USA	R	83.75/15	84/51.5	73.25/0.97	80.1/0.98	78/0.97	16.95	75/0.99	85.5/11	93/32.5	76.6/0.99	84.75/22	33.99	50.94	79.5/6	87/29	80/0.99	88.75/25	85.2/27.5	58.5	109.44														
136	(40)	36	Meegan Cathleen Mueller Magennis Academy : Southern Region, USA	R	83/12	76/20	79.5/11.5	77.5/0.96	79.8/12.5	36	83/24	75.2/0.95	82/0.93	71/0.97	84/17.5	19.42	55.42	81.75/14	83.75/14	85.5/20.5	86.25/13	87.7/38	48.5	103.92														
208	(41)	37	Cadienne Theaux Magennis Academy : Southern Region, USA	R	87.75/34	77/26	79.5/11.5	82.5/1	79/2.67	40.17	77.5/4	78.2/0.97	92.25/24.5	69.8/0.96	82.75/10	14.97	55.14	80.5/8.5	88/34	84.8/16	88/22	80.2/10	48	103.14														
249	(38)	38	Findlay Young Kelly : Western Region, USA	R	84/18	82/45	79/8.5	80/0.98	77/0.93	27.48	77.25/3	90.2/37	90.8/12	80/14.5	77.75/0.98	29.5	56.98	83.5/20	73.5/0.99	79.5/0.99	88.5/24	84.5/24	44.99	101.97														
116	(49)	39	Elle Henn Pender - Keady Academy : Mid Atlantic Region, USA	R	76.5/0.96	63/0.94	75.25/0.99	81.25/0.99	79/2.67	2.94	86.25/34	82.1/0.99	86.8/0.97	79/8.5	86/27.5	36.99	39.93	88.5/37	85.75/23	83.75/7	88.25/23	80.7/12	58	97.93														
186	(36)	40	Cate Hartwig Trinity Academy : Mid America Region, USA	R	80.25/0.99	66.5/0.96	72.75/0.97	72.1/0.93	78.2/0.98	2.91	87/38	82.5/0.99	91.75/20	82/27.5	82.25/8	55.5	58.41	78/2	85/18	86.25/33	84.5/5	80.5/11	34	92.41														
217	(65)	41	Ailey Donovan Inishfree : Mid Atlantic Region, USA	R	83.25/14	61.5/0.93	71.5/0.96	82.4/0.99	80.4/21.5	15.95	67/0.92	80.5/0.98	85/0.95	63.4/0.93	70/0.94	2.82	18.77	83/18	82.5/11	85.5/20.5	91.75/33.5	87.2/35.5	72	90.77														
212	(57)	42	Aveline Sheehy Claddagh Irish Dance : Eastern Region, Canada	R	83/12	68.5/0.97	78.25/6	83.1/4	77.4/0.94	9.97	79.25/11	79/0.98	90.5/7.5	79.2/10	77.25/0.97	18.48	28.45	86/27.5	84/15	81/0.99	86.5/14	87.5/37	56.5	84.95														
161	(37)	43	Grace Calef Corda Mor : Mid America Region, USA	R	72/0.93	74/8	82/28.5	74.25/0.95	80.4/21.5	30.45	76/1	88.5/28	87.25/0.97	81.6/25	66/0.93	26.97	57.42	81.25/12	74.5/0.99	85.25/19	85.75/12	76.5/0.99	24.99	82.41														
215	(32)	44	Winifred Wizowski Wilson-Bryson-Dennis School : Eastern Region, Canada	R	84/18	63/0.94	77.5/2	84.6/13	79.8/12.5	27.5	82.5/23	77.7/0.97	89.25/0.99	80.2/16.5	88.25/38	40.49	67.99	75/0.99	75.5/1	82/1	85.5/10	82.5/19	12	79.99														
251	(45)	45	Merryn Kilpatrick * Kelly Hendry : North East Region, England	R	81/1.11	75/15.5	73/0.97	79.5/0.97	77.9/0.96	3.05	86.75/36.5	86.3/17	89.75/1	74.8/0.99	85/24	42	45.05	80.75/10	81.5/9	84.25/12.5	80/0.99	75.2/0.99	19.99	65.04														
245	(34)	46	Nora Mae Jayjack Inishfree Texas : Southern Region, USA	R	78.75/0.98	71/0.99	81.5/25.5	79.75/0.97	77.8/0.95	2.94	76.5/1	89.3/32	92.1/23	78.2/4	86.75/31	58	60.94	82.5/17	74.5/0.99	79.5/0.99	83.75/1	75.7/0.99	2.98	63.92														
182	(39)	47	Nora Dunigan Erickson Academy : Mid America Region, USA	R	85.25/27	73/1.6	74.25/0.98	86.1/24.5	82/30.5	53.1	74.25/0.98	78.7/0.97	85.25/0.95	84/35	77.5/0.97	2.92	56.02	79/4	80/6	82/1	77/0.99	76/0.99	5.99	62.01														
235	(64)	48	Cora Cheek Ardaigh Suas Academy : Mid America Region, USA	R	81/1.11	69/0.97	74/0.98	80/0.98	78.6/0.99	2.95	73.5/0.97	86/14.5	89.1/0.99	81.2/23	75.25/0.96	16.46	19.41	78.5/3	84.5/16	84.1/11	86.75/15	82.7/20	42	61.41														
162	(61)	49	Robyn Bourne Short : Eastern Region, Canada	R	78.5/0.98	66.5/0.96	76.25/1	87.75/34	80/17	18.98	80/14.5	80/0.98	87.75/0.98	74/0.98	78.25/0.98	2.94	21.92	80.5/8.5	85.25/20	84/9.5	83/1	87.2/35.5	38	59.92														
139	(66)	50	Brynn Bucacci The Kelly School of Irish Dance : New England Region, USA	R	81/1.11	66.5/0.96	66.25/0.93	83.75/8	83.3/35	10.07	70/0.93	86/14.5	86.75/0.97	70/0.96	82/6.5	8.43	18.5	77.5/1	79/3	85.75/25	85.5/10	85.5/29	38	56.5														

North American Irish Dance Championships 2026

Final Result for Competition 13 : Girls Under 10


WMH = World Medal Holder : OS = Overseas : WQ = World Qualifier : R = Recaller : Score = Judges marks : IP = Irish Points (Grid Score) : FTC = Failed To Complete

		Card	Position @ recall	Final Place	Name/School	Status	ROUND 1 : Score/IP					1st Round Total (IP)	ROUND 2 : Score/IP					2nd Round total (IP)	Tottal IP for Rounds 1 & 2	ROUND 3 : Score/IP					3rd Round Total (IP) *	TOTAL IP *
							Isabella Fogarty	Michael Kenny	Rose Kenny	Alicia Mosti De Zevada	Christina Ryan Kilcoyne		Colleen Coyle Kelly	Alison Hampshire	Sean Kennedy	Heather McClanahan	Rosetta McEconomy Bradley			Peter Boylan	Caomhe Boylan McCormack	Katie Maguire McMorrow	Kate O'Connor	Linda Possak Anderson		
227	(44)	51	Aspen McHugh De Barra Academy : Western Region, USA	R	74/0.95	65/0.95	80.5/18.5	82/0.99	77/0.93	2.89	78.25/7	77.5/0.96	91.3/16	80.8/20	89.5/56	43	45.89	75.75/1	85.5/22	82.75/1	83.5/1	79.7/8	10	55.89		
228	(58)	52	Fiona Rhodes Dennehy : Mid America Region, USA	R	73/0.94	64/0.94	70/0.95	85/15	77/0.93	2.83	73.75/0.98	87.2/22	84.75/0.95	83.2/33	79.5/0.99	23.97	26.8	74.75/0.99	71/0.98	83.7/6	90/29	83.7/22	28.99	55.79		
128	(52)	53	Fiadh O'Kelly * Dwyer-Whelan : New South Wales, Australia	R	81.5/4	64.5/0.95	82.25/30	81.1/0.99	77.6/0.95	5.94	74/0.98	88/26	91.5/17.5	79/8.5	78/0.98	26.98	32.92	84/21.5	80.5/7	83/2.5	84.75/7	78.7/4	18	50.92		
195	(43)	54	Gabriela McManus The McLane School : Southern Region, USA	R	84.25/21.5	78.5/32	75.25/0.99	86/22.5	78.1/0.98	44.99	73/0.97	76.75/0.96	79.5/0.92	75.4/0.99	74.5/0.96	2.89	47.88	74/0.99	73/0.99	78/0.99	81/0.99	76.5/0.99	2.97	50.85		
155	(48)	55	Annika Gorder Ashden : Western Region, Canada	R	76/0.96	71.5/0.99	79.75/13	72.25/0.94	79.8/12.5	14.45	73/0.97	87.5/24	85.5/0.96	83/32	79/0.99	25.96	40.41	85.5/25.5	74.5/0.99	83.6/5	84/1.5	76/0.99	7.49	47.9		
163	(47)	56	Clara Teetzen Hudson Irish Dance Academy : Mid America Region, USA	R	80/0.99	68.5/0.97	73/0.97	84.1/10	78/0.97	2.93	70.75/0.94	89/30	89.75/1	86/43	82.5/9	40	42.93	74.25/0.99	71.5/0.99	77/0.98	82.75/0.99	78.2/1	2.97	45.9		
238	(54)	57	Avaline Despontin Hendry Sylvester McNamara : Mid Atlantic Region, USA	R	70/0.93	64/0.94	74.5/0.98	78/0.96	80/17	2.88	83.75/26	79.9/0.98	89.25/0.99	81.8/26	81/2	28.99	31.87	88/33.5	77.5/1	83/2.5	74/0.99	79.5/7	10.5	42.37		
134	(50)	58	Ellie Rice McNamara McCarthy : Mid America Region, USA	R	82/8.5	65.5/0.95	73.75/0.98	89.5/53	79/2.67	12.15	83.5/25	83.5/1	88/0.98	81/21.5	71/0.94	23.48	35.63	75.25/0.99	79.5/4.5	82/1	84.25/3.5	75/0.98	5.49	41.12		
207	(51)	59	Rowan Becker Ardaigh Suas Academy : Mid America Region, USA	R	81/1.11	72.5/1	81.5/25.5	83.1/4	81/26.5	30.61	74.5/0.98	86.5/18	85.5/0.96	67.4/0.95	76/0.96	2.9	33.51	75.5/1	74/0.99	82.75/1	76.5/0.99	79.2/6	2.99	36.5		
202	(53)	60	Nora Ellingson Kotelnicki : Mid Atlantic Region, USA	R	77/0.96	74.5/11.5	74.75/0.99	85.1/17	83.7/37	29.49	71.25/0.95	80.2/0.98	88.25/0.98	75/0.99	76.5/0.97	2.93	32.42	75/0.99	75/1	86/28	77/0.99	75.5/0.99	2.98	35.4		
201	(56)	61	Emma Fox Sheila Healy Academy : Mid America Region, USA	R	79/0.98	76.5/23.5	77.25/1	88.1/36.5	79/2.67	27.17	71/0.94	84/4	88/0.98	72.4/0.98	80.25/1	2.96	30.13	77/1	78.5/2	83/2.5	80.5/0.99	75.5/0.99	3.99	34.12		
210	(55)	62	June Bostic Cleary : Western Region, USA	R	84/18	69.5/0.98	80/14.5	81.1/0.99	79.6/8.5	23.99	73.25/0.97	78.5/0.97	93.1/34	70.8/0.97	81.75/5	6.94	30.93	73.75/0.98	72/0.99	80/0.99	75/0.99	78.5/2.5	2.97	33.9		
205	(63)	63	Rosie Kroner McNamara McCarthy : Mid America Region, USA	R	75/0.95	77.5/28	80.25/16.5	72.5/0.94	78.8/1	18.45	75.5/0.99	79.7/0.98	88.75/0.99	76.4/0.99	77.25/0.97	2.96	21.41	74.5/0.99	76/1	84.5/14.5	83/1	80/9	11	32.41		
138	(59)	64	Heidi Leonora Haas Heritage Irish Dance Company : Mid Atlantic Region, USA	R	88/37	73/1.6	71.75/0.96	83.5/7	79.7/10	18.6	70.5/0.94	84.2/5	92.75/30.5	72/0.97	79.75/0.99	6.96	25.56	74.5/0.99	70.5/0.98	80.9/0.99	83.25/1	77.5/1	2.98	28.54		
130	(60)	65	Addison Leuzzi Harling : Mid America Region, USA	R	70/0.93	63.5/0.94	68.75/0.94	78.5/0.97	77/0.93	2.81	72/0.96	85/8	91/13.5	66/0.94	83/11.5	20.46	23.27	76.5/1	72.5/0.99	70/0.98	73.5/0.98	76.7/1	2.97	26.24		
213	(62)	66	Lennon White Murphy Academy : New England Region, USA	R	81/1.11	61/0.92	75.5/0.99	82.4/0.99	78.6/0.99	2.97	84.25/28	75.7/0.95	91/13.5	77.2/1	81.25/4	18.5	21.47	75.25/0.99	78/1	83/2.5	85.5/10	76.2/0.99	4.49	25.96		
191	(67)	67	Eleanora Jones The Academy : Mid America & Western Australia	R	76.25/0.96	70.5/0.98	67/0.93	79.1/0.97	80/17	2.91	79.5/12	68.7/0.92	87.25/0.97	79.8/13	78.75/0.98	13.95	16.86	76/1	83/12	81/0.99	84.25/3.5	78/1	5.5	22.36		
184	(68)	68	Ellie Morrison Irwin Academy : Mid America Region, USA		77/0.96	62/0.93	73.5/0.98	72.75/0.94	78/0.97	2.87	80.5/17	69.5/0.92	83/0.94	79.6/12	64.5/0.93	13.87	16.74							16.74		
167	(69)	69	Eimear McEniry-Roschke Hunt : Southern Region, USA		70/0.93	74.5/11.5	76.5/1	85.1/17	78/0.97	13.47	69.5/0.93	81.5/0.99	79.25/0.92	65/0.93	81/2	2.85	16.32							16.32		
122	(70)	70	Jules Kilian Ardaigh Suas Academy : Mid America Region, USA		72/0.93	75/15.5	68/0.94	84/9	78/0.97	10.91	75/0.99	87/20.5	89.8/1	76.8/0.99	79/0.99	2.98	13.89							13.89		
127	(71)	71	Catherine Fabrizio Brady Academy : New England Region, USA		82/8.5	66/0.96	72.25/0.97	82.25/0.99	82/30.5	10.46	67/0.92	83/1	90/1.5	75.2/0.99	77/0.97	2.96	13.42							13.42		
224	(72)	72	Neala Hand * Kavanagh Porter: USA & Ireland		82/8.5	64/0.94	75/0.99	75/0.95	81/26.5	10.44	72.5/0.96	75.5/0.95	92.6/29	71.4/0.97	75.75/0.96	2.89	13.33							13.33		
152	(73)	73	Hannah Frank Cross Keys : Mid America Region, USA		73.5/0.94	71/0.99	70.5/0.95	74.5/0.95	79.2/7	2.89	85.5/32	75.5/0.95	88.5/0.99	78.6/6	72.5/0.95	7.94	10.83							10.83		
119	(74)	74	Juliette Larsen The Academy : Mid America & Western Australia		74/0.95	67/0.96	69.25/0.95	82.5/1	78/0.97	2.88	77.75/5	78.75/0.97	93.5/37	70/0.96	80.25/1	6.97	9.85							9.85		
156	(75)	75	Kennedy O'Dwyer Woods : New England Region, USA		73/0.94	72.5/1	74.25/0.98	83.1/4	79.9/15	5.98	71.25/0.95	76.5/0.96	83.5/0.94	70.6/0.97	64/0.93	2.85	8.83							8.83		

North American Irish Dance Championships 2026

Final Result for Competition 13 : Girls Under 10


WMH = World Medal Holder : OS = Overseas : WQ = World Qualifier : R = Recaller : Score = Judges marks : IP = Irish Points (Grid Score) : FTC = Failed To Complete

		Isabella Fogarty	Michael Kenny	Rose Kenny	Alicia Most De Zevada	Christina Ryan Kilcoyne	1st Round Total (IP)	Colleen Coyle Kelly	Alison Hampshire	Sean Kennedy	Heather McClanahan	Rosetta McEconomy Bradley	2nd Round Total (IP)	Total IP for Rounds 1 & 2	Peter Boylan	Caomhe Boylan McCormack	Katie Maguire McMorrow	Kate O'Connor	Linda Possak Anderson	3rd Round Total (IP) *	TOTAL IP *		
Card	Position @ recall	Final Place	Name/School	Status	ROUND 1 : Score/IP					ROUND 2 : Score/IP					ROUND 3 : Score/IP								
131	(76)	76	Róisín Paddags Aroon Academy : Eastern Region, Canada		77.75/0.97	65.5/0.95	78/4	77.75/0.96	79.8/12.5	5.93	75/0.99	91/42	84/0.94	64/0.93	67/0.93	2.86	8.79						8.79
148	(77)	77	Sofi Weninger Bentley Academy : Mid America Region, USA		79/0.98	74/8	76/1	70.75/0.93	77.2/0.94	2.92	77/1.5	76/0.95	87/0.97	78/2.5	86.75/31	4.97	7.89						7.89
120	(78)	78	Molly Conrad Rince Na Tiarna : Mid Atlantic Region, USA		74.5/0.95	80/38.5	72.75/0.97	78.75/0.97	77.7/0.95	2.89	80/14.5	73.7/0.94	90.1/3	68/0.95	80.5/1	4.95	7.84						7.84
254	(79)	79	Alanna Plummer DeNogla Academy : Mid Atlantic Region, USA		85.5/28.5	61.5/0.93	71.5/0.96	80.5/0.98	79/2.67	4.61	72/0.96	83.1/1	86.3/0.97	66.8/0.95	78/0.98	2.91	7.52						7.52
216	(80)	80	Maeve Davis Dunleavy Boyle Academy : New England Region, USA		79/0.98	74.5/11.5	70.75/0.95	79.9/0.98	79/2.67	4.63	70/0.93	72.5/0.94	88.1/0.98	73.6/0.98	70.25/0.94	2.86	7.49						7.49
214	(81)	81	Keira Kelly Trinity Academy : Mid America Region, USA		75.75/0.95	72/0.99	80.5/18.5	82.5/1	78/0.97	2.96	74.75/0.99	89.2/31	88.75/0.99	78/2.5	78/0.98	4.48	7.44						7.44
219	(82)	82	Claire McCarthy Harney-Crawford Academy of Irish Dance : New England Region, USA		74/0.95	73/1.6	70.25/0.95	79.8/0.97	78/0.97	2.89	76.75/1	83.7/2	83.25/0.94	71.8/0.97	84.25/19	3.97	6.86						6.86
177	(83)	83	Lily Hoskins Bellator Academy : Mid America Region, USA		81/1.11	70/0.98	78.75/7	76.1/0.95	78.3/0.98	3.07	75.75/0.99	76.2/0.96	80.25/0.92	67/0.95	84.5/20.5	2.9	5.97						5.97
145	(84)	84	Harper Considine Dunleavy Boyle Academy : New England Region, USA		81/1.11	67.5/0.96	67.75/0.94	84.25/11	78/0.97	3.04	82/22	77/0.96	84.5/0.95	77/1	70.5/0.94	2.91	5.95						5.95
200	(85T)	85(T)	Lucy Van Huisen Cross Keys : Mid America Region, USA		77.25/0.97	70.5/0.98	71.75/0.96	85.1/17	77.1/0.94	2.91	71.5/0.95	83.2/1	90.75/10.5	71.2/0.97	77.75/0.98	2.95	5.86						5.86
246	(85T)	85(T)	Mary Kinsella-Alba Kinsella : Mid America Region, USA		80/0.99	73/1.6	73.5/0.98	76/0.95	78/0.97	2.94	70.5/0.94	76.3/0.96	88.3/0.98	73.4/0.98	80.25/1	2.92	5.86						5.86
118	(87)	87	Amelia Demas Gott-Hughton Academy : Western Region, Canada		78/0.97	66/0.96	65.25/0.92	81.5/0.99	77.2/0.94	2.87	72.75/0.96	83.8/3	89.8/1	77.4/1	78.75/0.98	2.98	5.85						5.85
142	(88T)	88(T)	Evelina Tomsa Mattierin : Western Region, Canada		79/0.98	71/0.99	71.25/0.96	82.1/0.99	77/0.93	2.93	75.5/0.99	74/0.94	86.5/0.97	68.2/0.95	82/6.5	2.91	5.84						5.84
203	(88T)	88(T)	Carmela Shimer Celtic Steps : Western Region, USA		78/0.97	69.5/0.98	71/0.96	86.1/24.5	78.5/0.99	2.94	69/0.92	82.2/0.99	90.75/10.5	65.2/0.94	76.75/0.97	2.9	5.84						5.84
146	(90)	90	Katherine Lutwin Francis Academy : Mid Atlantic Region, USA		81/1.11	68.5/0.97	68.25/0.94	79.1/0.97	78/0.97	2.91	71.5/0.95	74.7/0.95	89/0.99	80.2/16.5	78.5/0.98	2.92	5.83						5.83
178	(91T)	91(T)	Clara Welte Ardaigh Suas Academy : Mid America Region, USA		78/0.97	65/0.95	74.5/0.98	75.1/0.95	77.1/0.94	2.87	72.75/0.96	84.7/7	80/0.92	77.6/1	79.5/0.99	2.95	5.82						5.82
231	(91T)	91(T)	Lyla Encarnacion Griffith Academy : New England Region, USA		78/0.97	61/0.92	71/0.96	79/0.97	78/0.97	2.9	75.25/0.99	81.2/0.99	84/0.94	72.2/0.98	73.75/0.95	2.92	5.82						5.82
192	(93)	93	Georgia Schutte Sionnaine Academy : Western Region, Canada		76.75/0.96	76/20	75/0.99	80/0.98	78/0.97	2.94	74.75/0.99	75.75/0.95	81.75/0.93	68.6/0.96	74.25/0.96	2.87	5.81						5.81
115	(94T)	94(T)	Caitlin Dulthie * Sharon Taylor : Scotland		80/0.99	74/8	66.5/0.93	79.25/0.97	77.3/0.94	2.9	73.75/0.98	78.1/0.97	89.6/1	68.4/0.95	74/0.95	2.9	5.8						5.8
171	(94T)	94(T)	Nora Thomas Burke School of Irish Dance, OH : Mid America Region, USA		75/0.95	69/0.97	76.75/1	77.1/0.96	78/0.97	2.9	73.25/0.97	82/0.99	88.25/0.98	67.6/0.95	71.75/0.94	2.9	5.8						5.8
220	(94T)	94(T)	Colleen Blakeslee Burke School of Irish Dance, OH : Mid America Region, USA		78/0.97	70.5/0.98	77.75/3	79.6/0.97	78.5/0.99	2.94	74/0.98	70.5/0.93	85.3/0.96	67.8/0.95	73.25/0.95	2.86	5.8						5.8
240	(97)	97	Ashling Boyle O'Hare (Illinois) : Mid America Region, USA		72.5/0.94	68/0.97	74.75/0.99	71/0.93	76/0.92	2.84	73/0.97	83.3/1	82/0.93	78.8/7	78.5/0.98	2.95	5.79						5.79
169	(98T)	98(T)	Coralie Mairead Kinnear Doherty Petri : Ireland, USA & Scotland		77/0.96	62.5/0.93	72/0.96	84.5/12	78/0.97	2.89	73.5/0.97	77.2/0.96	90.5/7.5	69.6/0.96	71.75/0.94	2.89	5.78						5.78
181	(98T)	98(T)	Cara McNeill * Boyle School of Irish Dancing : Scotland		74.5/0.95	75/15.5	66/0.93	74.1/0.95	78/0.97	2.87	72/0.96	76.7/0.96	86/0.96	79.4/11	79.25/0.99	2.91	5.78						5.78
247	(98T)	98(T)	Lucy O'Leary Cross Keys : Mid America Region, USA		77.5/0.97	72/0.99	69/0.94	77/0.96	77.8/0.95	2.88	73.5/0.97	77.1/0.96	85.25/0.95	77.8/1	77.25/0.97	2.9	5.78						5.78

North American Irish Dance Championships 2026

Final Result for Competition 13 : Girls Under 10

WMH = World Medal Holder : OS = Overseas : WQ = World Qualifier : R = Recaller : Score = Judges marks : IP = Irish Points (Grid Score) : FTC = Failed To Complete

Card		Position @ recall	Final Place	Name/School	Status	ROUND 1 : Score/IP					1st Round Total (IP)	ROUND 2 : Score/IP					2nd Round total (IP)	Totatl IP for Rounds 1 & 2	ROUND 3 : Score/IP					3rd Round Total (IP) *	TOTAL IP *
																									
211	(101T)	101(T)	Teresa Buehler Southern Irish Dance : Southern Region, USA		80/0.99	64/0.94	70.5/0.95	82.1/0.99	78/0.97	2.91	69.75/0.93	72/0.93	87/0.97	69.2/0.96	80.5/1	2.86	5.77								5.77
233	(101T)	101(T)	Willa Tesselone Hudson Irish Dance Academy : Mid America Region, USA		78.5/0.98	68/0.97	75.5/0.99	69.5/0.92	79/2.67	2.94	69.25/0.92	87.3/23	86.6/0.97	64.4/0.93	66.5/0.93	2.83	5.77								5.77
252	(101T)	101(T)	Emelyn Bush Morse Academy : Mid Atlantic Region, USA		74/0.95	62.5/0.93	78.5/6	80.75/0.98	78/0.97	2.9	73.5/0.97	75.1/0.95	84.5/0.95	74.4/0.98	69.5/0.94	2.87	5.77								5.77
255	(101T)	101(T)	Emery Tassone Rankin O'Kennedy Holland : Mid America Region, USA		81.5/4	62.5/0.93	67.5/0.94	78.25/0.96	77/0.93	2.83	74/0.98	79.25/0.98	87.6/0.98	65/0.93	79/0.99	2.94	5.77								5.77
117	(105)	105	Maeve Marie Gallagher Blackbird Academy : Mid America Region, USA		72/0.93	61.5/0.93	72.5/0.97	80.1/0.98	77/0.93	2.83	71.25/0.95	82.9/0.99	90.3/6	67.2/0.95	79/0.99	2.93	5.76								5.76
250	(106)	106	Anna Bertness Penk-O'Donnell : Western Region, Canada		77/0.96	73/1.6	63.5/0.92	80.25/0.98	76/0.92	2.86	71.5/0.95	85.3/10	81.6/0.93	72.8/0.98	73/0.95	2.88	5.74								5.74
126	(107)	107	Annabelle Short Short : Eastern Region, Canada		77.75/0.97	65.5/0.95	68.5/0.94	70/0.92	77.6/0.95	2.84	74.25/0.98	73/0.94	86.1/0.96	73.2/0.98	72/0.95	2.89	5.73								5.73
140	(108)	108	Zara Harris Moriarty Irish Dance Academy : Mid America Region, USA		77/0.96	67.5/0.96	73.25/0.97	77.25/0.96	77.5/0.94	2.88	71/0.94	77.5/0.96	86/0.96	65.4/0.94	62.5/0.92	2.84	5.72								5.72
204	(109T)	109(T)	Ella Fitzpatrick Forbes : New England Region, USA		76.25/0.96	58/0.92	71.25/0.96	73.25/0.94	60/0.92	2.82	75.25/0.99	82.7/0.99	84.75/0.95	64.8/0.93	72.75/0.95	2.89	5.71								5.71
253	(109T)	109(T)	Virginia Donlan Burke Connolly Academy : Southern Region, USA		78/0.97	64.5/0.95	67/0.93	76.25/0.95	78/0.97	2.87	70.75/0.94	72/0.93	87.5/0.98	63.2/0.92	77/0.97	2.84	5.71								5.71
129	(111)	111	Maeve Campion Trinity Academy : Mid America Region, USA		73/0.94	63.5/0.94	75.75/0.99	73/0.94	79/2.67	2.87	68/0.92	78/0.97	85/0.95	62/0.92	75/0.96	2.83	5.7								5.7
172	(112)	112	Caroline Schade Magennis Academy : Southern Region, USA		77.75/0.97	67/0.96	74/0.98	73.75/0.94	77.8/0.95	2.88	70.25/0.93	74.2/0.94	83.75/0.94	62.6/0.92	71.5/0.94	2.81	5.69								5.69
150	(113T)	113(T)	Cheyenne McCoy Ardaigh Suas Academy : Mid America Region, USA		67.5/0.92	72.5/1	67.25/0.94	70.5/0.93	78.1/0.98	2.85	70.5/0.94	73.5/0.94	86.25/0.96	66.6/0.94	73/0.95	2.83	5.68								5.68
168	(113T)	113(T)	Violet Ryan O'Hare (Illinois) : Mid America Region, USA		74/0.95	62.5/0.93	64.75/0.92	78.1/0.96	78.3/0.98	2.84	71/0.94	72.2/0.93	89.5/0.99	71.6/0.97	62/0.92	2.84	5.68								5.68
187	(113T)	113(T)	Edie Bowille Pender - Keady Academy : New England Region, USA		78/0.97	65.5/0.95	65.5/0.93	73.1/0.94	77.8/0.95	2.84	73.75/0.98	69.2/0.92	81.5/0.93	75.6/0.99	68/0.93	2.84	5.68								5.68
157	(116T)	116(T)	Kate Hurley Harney-Crawford Academy of Irish Dance : New England Region, USA		74/0.95	73.5/5	65/0.92	70.25/0.92	77.6/0.95	2.82	72.5/0.96	70.2/0.92	82.25/0.94	76/0.99	73.5/0.95	2.85	5.67								5.67
196	(116T)	116(T)	Rhey Dickson Short : Eastern Region, Canada		75/0.95	64/0.94	73.75/0.98	79.9/0.98	78/0.97	2.9	69/0.92	68.5/0.92	80.75/0.93	62.2/0.92	68.5/0.93	2.77	5.67								5.67
223	(116T)	116(T)	Ruby Pate Murphy Irish Arts Center : Mid America Region, USA		67/0.92	65/0.95	70.25/0.95	68/0.92	79/2.67	2.82	74.25/0.98	84.5/6	81.25/0.93	66.6/0.94	61.5/0.92	2.85	5.67								5.67
173	(119)	119	Kinsley Riley Brady Campbell : Mid America Region, USA		78/0.97	61.5/0.93	72.5/0.97	71.75/0.93	77/0.93	2.83	72.25/0.96	69.7/0.92	84.25/0.95	61.2/0.92	75.5/0.96	2.83	5.66								5.66
230	(120T)	120(T)	Kaitlyn Kelley Corda Mor : Mid America Region, USA		67/0.92	63/0.94	66/0.93	72/0.93	77/0.93	2.79	72.75/0.96	71.7/0.93	85.75/0.96	72.6/0.98	69/0.94	2.86	5.65								5.65
243	(120T)	120(T)	Bridget O'Brien Trinity Academy : Mid America Region, USA		79/0.98	60/0.92	82/28.5	71.25/0.93	77/0.93	2.84	70.25/0.93	81/0.98	81/0.93	66.2/0.94	70.5/0.94	2.81	5.65								5.65
225	(122T)	122(T)	Zoey Opicka Dwyer : Mid America Region, USA		69/0.92	61/0.92	65.5/0.93	74.75/0.95	78.5/0.99	2.8	71/0.94	71.2/0.93	79.25/0.92	70.4/0.97	83.75/16	2.84	5.64								5.64
234	(122T)	122(T)	Eva Ford Miller : Eastern Region, Canada		68/0.92	60/0.92	64/0.92	67/0.92	77/0.93	2.76	72.25/0.96	76.8/0.96	84.25/0.95	68.8/0.96	74.75/0.96	2.88	5.64								5.64
159	(124T)	124(T)	Nora Daly Hendry Sylvester McNamara : Mid Atlantic Region, USA		73/0.94	76/20	66.75/0.93	70.75/0.93	77/0.93	2.8	71.75/0.95	71.5/0.93	79.5/0.92	69.4/0.96	72/0.95	2.83	5.63								5.63
229	(124T)	124(T)	Ava Hutchison Hunt : Southern Region, USA		72/0.93	62/0.93	63/0.92	69.65/0.92	77/0.93	2.78	71.75/0.95	73.7/0.94	86.25/0.96	71/0.97	63/0.92	2.85	5.63								5.63

North American Irish Dance Championships 2026

Final Result for Competition 13 : Girls Under 10

WMH = World Medal Holder : OS = Overseas : WQ = World Qualifier : R = Recaller : Score = Judges marks : IP = Irish Points (Grid Score) : FTC = Failed To Complete



Card	Position @ recall	Final Place	Name/School	Status	ROUND 1 : Score/IP					1st Round Total (IP)	ROUND 2 : Score/IP					2nd Round total (IP)	Total IP for Rounds 1 & 2	ROUND 3 : Score/IP					3rd Round Total (IP) *	TOTAL IP *
					Isabella Fogarty	Michael Kenny	Rose Kenny	Alicia Mosti De Zevada	Christina Ryan Kilcoyne		Colleen Coyle Kelly	Alison Hampshire	Sean Kennedy	Heather McClanahan	Rosetta McEconomy Bradley			Peter Boylan	Caomhne Boylan McCormack	Katie Maguire McMorrow	Kate O'Connor	Linda Possak Anderson		
232	(124T)	124(T)	Emily Khoury Short : Eastern Region, Canada		72/0.93	62/0.93	69.5/0.95	72.25/0.94	77.6/0.95	2.82	69.5/0.93	79.5/0.98	82.75/0.94	65.6/0.94	67.5/0.93	2.81	5.63							5.63
179	(127T)	127(T)	Abigail Callahan Harney-Crawford Academy of Irish Dance : New England Region, USA		67.5/0.92	60/0.92	65.25/0.92	68.76/0.92	83/33	2.76	69.75/0.93	71.7/0.93	85.75/0.96	68/0.95	74.5/0.96	2.84	5.6							5.6
242	(127T)	127(T)	Aine Casey Steel : Western Region, Canada		74/0.95	65/0.95	72/0.96	69/0.92	77/0.93	2.83	69.25/0.92	70/0.92	82.25/0.94	63.8/0.93	61.5/0.92	2.77	5.6							5.6
141	(129T)	129(T)	Evelyn Cohen Doherty Petri : Ireland, USA & Scotland		72/0.93	65.5/0.95	69.75/0.95	76.75/0.96	77/0.93	2.83	68/0.92	70/0.92	80.5/0.93	61/0.92	63/0.92	2.76	5.59							5.59
144	(129T)	129(T)	Myaan Salomon RMIDA : Western Region, USA		66/0.92	70/0.98	64.25/0.92	76.5/0.96	77/0.93	2.81	70/0.93	73/0.94	81/0.93	61.6/0.92	60/0.92	2.78	5.59							5.59
174	(129T)	129(T)	Madeline Koshman Steel : Western Region, Canada		73/0.94	67.5/0.96	68/0.94	73.5/0.94	77.2/0.94	2.82	67.5/0.92	71/0.93	80/0.92	63.6/0.93	61/0.92	2.77	5.59							5.59
176	(132)	132	Stella Rogal Blakey River City : Western Region, Canada		68/0.92	68.5/0.97	63.75/0.92	69.25/0.92	78.7/0.99	2.81	70.25/0.93	69/0.92	79.75/0.92	64.6/0.93	60.5/0.92	2.77	5.58							5.58
153	(133)	133	Maeve Sullivan Dwyer : Mid America Region, USA		71/0.93	72/0.99	65.75/0.93	70.5/0.93	77/0.93	2.79	70.25/0.93	75/0.95	79/0.92	61.6/0.92	65/0.93	2.78	5.57							5.57
164	(134)	134	Emily Murphy Miller : Eastern Region, Canada		68/0.92	59/0.92	64.5/0.92	74/0.95	77/0.93	2.77	67/0.92	80.7/0.98	82.5/0.94	63/0.92	64.5/0.93	2.79	5.56							5.56