

North American Irish Dance Championships 2026



Results for Competition 11A : Girls Under 12 - A

Adjudicators

Round 1

Colleen Coyle Kelly
Sean Kennedy

Alison Hampshire
Heather McClanahan

Rosetta McConomy Bradley

Round 2

Kerry-Anne Broderick
Kathleen Maguire O'Shea

Grace Ann Coyle
Jonathan McMorrow

Jackie O'Leary Fanning

Round 3

Brenda Boylan
Helan Greene


Marie Connell
Sarah Irwin Groenewoud

Breda O'Brien

North American Irish Dance Championships 2026

Final Result for Competition 11A - Girls Under 12 - A


WMH = World Medal Holder : OS = Overseas : WQ = World Qualifier : R = Recaller : Score = Judges marks : IP = Irish Points (Grid Score) : FTC = Failed To Complete

																								
		Colleen Coyle Kelly	Alison Hampshire	Sean Kennedy	Heather McCleanahan	Rosella McConomy Bradley	1st Round Total (IP)	Kerry-Anne Broderick	Grace Ann Coyle	Kathleen McGuire O'Shea	Jonathan McMorrow	Jackie O'Leary Fanning	2nd Round total (IP)	Total IP for Rounds 1 & 2	Brenda Boylan	Marie Connell	Helan Greene	Sarah Irwin Groenewoud	Breda O'Brien	3rd Round Total (IP) *	TOTAL IP *			
Card	Position @ recall	Final Place	Name/School	Status	ROUND 1 : Score/IP					ROUND 2 : Score/IP					ROUND 3 : Score/IP									
134	(1)	1	Darlagh McCrory * Doherty Petri : Ireland, USA & Scotland	OS	90/100	94/100	97/100	86.4/53	92/100	300	94.5/65	99.4/65	87.75/65	91.5/100	93/100	230	530	90/100	95/100	93/100	93/100	90/100	300	830
172	(2)	2	Laoise Walsh * Joanne Kavanagh Academy : Cuige Laighean, Eire	OS	89/75	92.7/75	96.25/65	87.4/65	87.75/43	205	94.7/100	99.5/75	86.5/46	90.5/75	91.7/75	225	430	88/65	93.25/65	85.5/47	87.5/50	89.5/75	180	610
150	(3)	3	Mila Brown * Nadine Martin Academy : North West Region, England	OS	88/53	90.7/60	96.5/75	88/75	91/75	210	90/37	99/47	89/100	88.75/65	86/5.5	149	359	89/75	94/75	92/75	92.5/75	88.5/60	225	584
120	(4)	4	Keeva Gibson The Michaela Hinds Academy : Eastern Region, Canada	WQ	83/33	92/65	94.25/54.5	84/45	80/11.5	132.5	92.5/53	98.7/41	86.75/50	88.25/60	91.2/60	163	295.5	84/54.5	91.5/50	85.75/50	92/65	89/65	169.5	465
128	(7)	5	Kieva Hofmann McHugh : Mid Atlantic Region, USA	WQ	85/38	85/34	94.5/60	89/100	86.25/34.5	132.5	88.9/33	99.6/100	87.25/56	83.5/35	90.2/41	132	264.5	83/50	92.75/60	85/38.5	91/60	85.5/47	157	421.5
101	(5)	6	Amy Gallagher Brady Campbell : Mid America Region, USA	WQ	87.25/45	85.5/37	93.3/45	85.6/47	90/65	137	93/56	98.5/38	83.75/9	87.5/50	90.5/46	134	271	85/60	89/37	88.5/56	83/31	87.5/53	146	417
126	(6)	7	Lochlan Hoyos Kavanagh Porter: USA & Ireland	WQ	86/41	80/1	91.5/31	81.8/41	80.5/14	86	93.5/60	99.1/50	88/75	88/56	91.5/65	181	267	82.5/47	90.75/45	82/25	80.5/26	83/43	114	381
187	(9)	8	Anna Gale Moriarty Irish Dance Academy : Mid America Region, USA	WQ	87.75/50	84.5/32	93.25/42	80.8/38	80/11.5	112	90.8/43	98.3/35	87/53	79.3/17	90.7/51.5	129.5	241.5	78/31	85/19	89/60	86/43	86/50	124	365.5
189	(8)	9	Caroline Gruka Avoca Irish Dance : Western Region, USA	WQ	88.75/65	86/39	92.75/37	87.2/60	88.25/48.5	147.5	89.5/35	97.7/22	83.5/6	86.3/41	90/38	95	242.5	79/34	90.5/43	80.75/19.5	90/56	82/38	115	357.5
179	(11)	10	Emily Paquette The Michaela Hinds Academy : Eastern Region, Canada	WQ	88.25/56	83.1/24	93.75/50	77.8/29	86.25/34.5	113.5	90.7/41	99.3/60	83/1	87.75/53	81.7/0.97	95	208.5	82/43	90/41	83/28	85/37	80/33	111	319.5
146	(10)	11	Eleanor Sadoway Claddagh Irish Dance : Eastern Region, Canada	WQ	82.5/32	84/30	93.25/42	73.4/8	87/37.5	99.5	91.5/47	98/29	85.25/31	83/32	90.7/51.5	110	209.5	76.5/26	88.5/36	83.75/31	85.7/41	82.5/39	106	315.5
136	(13)	12	Molly O'Loughlin Casey O'Loughlin : Western Region, Canada	WQ	78.5/22.5	86.2/41	93/38	74/11	88/45	101.5	94.6/75	97.9/27	83.25/2.5	84.5/37	88.5/26	90	191.5	81.25/41	89.5/39	79.5/13	86.5/45	77/27	107	298.5
178	(12)	13	Railey Reno The Academy : Mid America & Western Australia	WQ	78.75/24	85.7/38	92/33.5	72.2/3	85.75/32	89.5	92/50	97.8/25.5	84/13.5	87.25/47	90.2/41	113.5	203	76.75/27	86/24.5	84.25/33.5	79.7/23	78.75/30	81.5	284.5
191	(26)	14	Evangeline Bowen Kavanagh Porter: USA & Ireland	WQ	76/8.5	82.6/21	92.25/35	73.8/10	88.5/53	66	86.4/0.99	98.25/34	85.25/31	78/4.5	87/14	49.5	115.5	84/54.5	92/56	84.5/35	88/53	88/56	163.5	279
159	(17)	15	Sabé Peron Kémenes Kavanagh Porter: USA & Ireland	WQ	85.5/39	88/47	92/33.5	77.4/27	87.5/41	113.5	91/45	98.4/36.5	78/0.96	77.5/1	87.5/19	56.5	170	75.75/22.5	86.25/26.5	85.2/43	84.2/34	81.75/37	97.5	267.5
122	(20)	16	Delphine Chartrand Casey O'Loughlin : Western Region, Canada	R	80/27	90/56	89/21	77/25	79.75/9.5	73	88.8/32	98.4/36.5	85/26.5	82.75/31	87.7/21	89.5	162.5	81/39	87.75/33	82.5/26	83.5/32	68/12	91	253.5
140	(25)	17	Mya McMichael The Michaela Hinds Academy : Eastern Region, Canada	R	82/31	81.7/13.5	93.5/47	74.4/13	84/28	72.5	89.7/36	98.9/45	81.5/0.98	82.5/30	80/0.96	66.98	139.48	79.75/36	91.75/53	84.25/33.5	84.7/36	78/28	105.5	244.98
175	(29)	18	Tiernagh McCart Kavanagh Porter: USA & Ireland	R	87/43	83.7/29	83.75/1	73.6/9	78.75/2.5	40.5	87.8/20	98.1/31.5	84.5/20	78.5/10	88.7/28.5	68.5	109	82.25/45	91.25/47	84.75/36.5	87/47	78.5/29	128.5	237.5
114	(21)	19	Teagan Ryleigh Nunn Kotelnicki : Mid Atlantic Region, USA	R	78.5/22.5	85.25/36	91/28.5	75.6/18	84.25/29	80	88.2/25	96.75/6	85.5/34.5	81.75/28	87.2/16.5	69.5	149.5	78.5/33	87.5/32	83.5/30	79.5/22	74.5/24	86	235.5
106	(15)	20	Emmalyn Morgan Francis Academy : Mid Atlantic Region, USA	R	76.75/13.5	88.5/50	92.5/36	76.8/24	88.75/56	110	88.5/30	97.75/23.5	86.5/46	78.3/9	85.5/1	62.5	172.5	74/14.5	88/34	80/15	80/24	73/20	59	231.5
193	(22)	21	Olive Miller Claddagh Irish Dance : Eastern Region, Canada	R	83.5/34	84.7/33	79/0.97	78.2/31	86.75/36	98	86.55/0.99	97.75/23.5	85.5/34.5	77.6/1	88/22.5	47	145	77/28	75/5	81.5/24	84/33	79.5/32	84	229
183	(14)	22	Gemma Kilian Ardaigh Suas Academy : Mid America Region, USA	R	71/0.97	82.1/16	88.5/18.5	80.2/36	82.25/21	55.5	90.3/38	99.2/53	86/38	86.75/43	90.5/46	127	182.5	76/24	81/10	81/21	77/15	65/7	46	228.5
132	(19)	23	Teagan Henry Irwin Academy : Mid America Region, USA	R	81/30	82.5/20	86.5/9.5	87/56	76/0.99	59.5	87.95/22	98.75/43	85.75/36	87/45	88.7/28.5	107.5	167	72.75/8	84/17	80.25/16.5	85.5/39	74/22	55.5	222.5
125	(23)	24	Cecilia Bohall Rince Na Tiarna : Mid Atlantic Region, USA	R	77/15	79.2/0.99	87.25/13.5	68.6/0.99	80.75/15	29.49	88.25/26	97.6/21	87.5/60	83.1/33	91/56	115	144.49	75.25/20	85.5/22	78/11	81.5/30	79/31	72	216.49
186	(16)	25	Caroline Magee Keane O'Brien Academy : New England Region, USA	R	79.5/26	85.2/35	88.75/20	77.2/26	87.25/39	87	88.3/27	98.2/33	86.25/42	78.8/13	88.2/24	84	171	73/9.5	82/12	81.25/22.5	75/9	75/25	44	215

North American Irish Dance Championships 2026

Final Result for Competition 11A - Girls Under 12 - A

WMH = World Medal Holder : OS = Overseas : WQ = World Qualifier : R = Recaller : Score = Judges marks : IP = Irish Points (Grid Score) : FTC = Failed To Complete

		Card		Name/School	Status	ROUND 1 : Score/IP					1st Round Total (IP)	ROUND 2 : Score/IP					2nd Round total (IP)	Total IP for Rounds 1 & 2	ROUND 3 : Score/IP					3rd Round Total (IP) *	TOTAL IP *
						Colleen Coyle Kelly	Alison Hampshire	Sean Kennedy	Heather McCleanahan	Rosetta McConomy Bradley		Kerry-Anne Broderick	Grace Ann Coyle	Kathleen McGuire O'Shea	Jonathan McMorrow	Jackie O'Leary Fanning			Brenda Boylan	Marie Connell	Helan Greene	Sarah Irwin Greenewoud	Breda O'Brien		
Position @ recall	Final Place																								
119	(33)	26	Madden Hicks Brady Academy : Western Region, Canada	R	78/19.5	82/15	84/1	80/35	79.5/8	42.5	87.65/17	96.8/7	83.25/2.5	80.2/24	90.2/41	48	90.5	80.5/38	89.25/38	86/53	80.7/27	81/35	111	201.5	
137	(24)	27	Madelyn Monarchi Meghan Torno School : Mid America Region, USA	R	76.5/11.5	87/43	86.75/11	79.4/34	81.5/18	63.5	86.72/1	99.25/56	85.25/31	78.6/11	89.7/36	78	141.5	74.75/18	86.25/26.5	80.75/19.5	79/21	69/13	58.5	200	
117	(38)	28	Grace Emmerling Dwyer : Mid America Region, USA	R	76/8.5	78/0.98	88/16	71/1	78/1	10.5	88.1/24	98/29	84.75/23	79.4/18	89.2/31.5	76	86.5	79.5/35	88.25/35	84.75/36.5	84.5/35	80.25/34	105	191.5	
166	(27)	29	Corinne Strenk Nugent : Mid America Region, USA	R	80.5/29	80.6/4.5	90.75/27	79/33	76.25/0.99	60.5	90.5/39	97.4/17.5	85.25/31	77.1/0.99	82/0.97	49.49	109.99	76.25/25	84.5/18	76.5/9	81.2/29	82.75/41	72	181.99	
180	(31)	30	Catherine Delaney Cashel Academy : Mid America Region, USA	R	87.5/47	84.2/31	91/28.5	67.8/0.98	81.25/17	76.5	87.55/14	96/0.99	82/0.99	83.25/34	86.7/11.5	26.49	102.99	80/37	83/15	84/32	81/28	72/18	78	180.99	
149	(39)	31	Grace Apy Pender - Keady Academy : New England Region, USA	R	73/0.98	77/0.98	86/7	75/15	73/0.97	8.96	89/34	96.4/1	83.5/6	86.25/39	89.7/36	76	84.96	73.75/13	87.25/31	83.25/29	85.2/38	76/26	86	170.96	
161	(40)	32	Riley Meo Marie Moore : Mid Atlantic Region, USA	R	76.75/13.5	83.5/27	91.75/32	76/20	83/24	71	86.1/0.98	95/0.98	82.5/0.99	77/0.99	89.5/33.5	2.96	73.96	77.25/29	85.25/20.5	90.5/65	78.7/20	84/45	94.5	168.46	
138	(35)	33	Tessa Smith Trinity Academy : Mid America Region, USA	R	71.75/0.98	77.7/0.98	81.75/0.99	66/0.97	76.5/0.99	2.95	88.35/28	98.1/31.5	85/26.5	79.5/19	89.5/33.5	86	88.95	78.25/32	82.5/14	85/38.5	78.5/19	66.5/9.5	65	153.95	
152	(37)	34	Addison Benjamin Francis Academy : Mid Atlantic Region, USA	R	75.5/4.5	83.2/25	91.25/30	68.2/0.99	76.75/0.99	30.49	87.5/13	97.2/13	84/13.5	84/36	89/30	56.5	86.99	75.5/21	85.75/23	81.25/22.5	75.7/12	81.5/36	66.5	153.49	
154	(34)	35	Grace O'Neal Kelly Academy : Southern Region, USA	R	78.25/21	80.5/3	88.5/18.5	76.6/23	86/33	62.5	85.5/0.97	96.5/2.5	84.75/23	80.5/25	84/0.99	26.49	88.99	74/14.5	85.25/20.5	85.1/41	75.5/10.5	74.25/23	58	146.99	
167	(28)	36	Ellie Amoroso Clann Lir Academy : New England Region, USA	R	74.5/1	87.5/45	85.5/5	71.6/1	82.75/23	29	88/23	97.5/19.5	86/38	85/38	82.2/0.98	80.5	109.5	72.25/6	82.25/13	76.25/8	77.2/16	70/16	37	146.5	
147	(36)	37	Ava Anderson The Academy : Mid America & Western Australia	R	77.75/18	79.5/0.99	90/24	69.6/0.99	82/20	38.99	87.25/9	98/29	84/13.5	72/0.96	88.5/26	48.5	87.49	75/19	86.75/29	80.25/16.5	76.5/14	72.5/19	54.5	141.99	
112	(30)	38	Kaagan Lynn Dreamer Burke School of Irish Dance, OH : Mid America Region, USA	R	83.75/35	80.75/7	78.5/0.97	75.8/19	87/37.5	61	86.67/1	98.6/39	85/26.5	79.1/15	81/0.97	42.5	103.5	74.5/17	86/24.5	76/7	73.5/6	66.5/9.5	33.5	137	
118	(43)	39	Leah Vecchione Rince Go Brach Academy : Mid Atlantic Region, USA	R	73/0.98	76.2/0.97	84.5/2	82.6/43	79/4.5	7.48	88.6/31	97.8/25.5	82.75/0.99	81.25/27	84/0.99	53.49	60.97	77.5/30	86.5/28	85.25/45	77.5/17	66/8	75	135.97	
113	(32)	40	Sloane Feess The Academy : Mid America & Western Australia	R	70.5/0.97	83.25/26	89.25/22	64.2/0.96	79.25/6.5	29.47	87.9/21	97.5/19.5	84.75/23	79.8/22	89.7/36	66	95.47	73.25/11	87/30	75.75/6	76/13	69.5/14	38	133.47	
135	(44)	41	Arabella Schinkowitch Clann Lir Academy : New England Region, USA	R	72.5/0.98	81.2/9	88.25/17	78.6/32	80.25/13	39	86.63/1	95.75/0.99	81/0.98	78.75/12	86.5/9.5	11.49	50.49	74.25/16	83.5/16	79/12	80.2/25	73.5/21	53	103.49	
155	(46)	42	Penelope Brackin Cross Keys : Mid America Region, USA	R	72.25/0.98	74.2/0.96	81.25/0.99	67.4/0.98	73.25/0.97	2.93	87.6/15	94.5/0.97	85/26.5	80.1/23	83/0.98	38.98	41.91	75.75/22.5	81.5/11	82.75/27	77.7/18	63/5	51.5	93.41	
176	(42)	43	Carsyn Schubert Bellator Academy : Mid America Region, USA	R	84/36	75.7/0.97	80/0.98	80.4/37	82.5/22	58.98	86.75/1	93.6/0.96	83.25/2.5	77.2/0.99	83.2/0.98	2.97	61.95	73/9.5	77/6	79.75/14	73.7/7	69.75/15	30.5	92.45	
111	(41)	44	Grace Henning Bellator Academy : Mid America Region, USA	R	75.75/6.5	79.1/0.99	90.5/26	77.6/28	85.25/31	60.5	86.35/0.99	96.2/1	82.25/0.99	74.5/0.97	84/0.99	2.97	63.47	72.5/7	79/8	77/10	75.5/10.5	67/11	28.5	91.97	
188	(45)	45	Jacqueline Foley Woods : New England Region, USA	R	76.5/11.5	82.3/19	82.25/0.99	74.8/14	83.25/25	44.5	85.3/0.97	95.6/0.99	82.75/0.99	76/0.99	83/0.98	2.96	47.46	73.5/12	78/7	80.5/18	74/8	71/17	37	84.46	
107	(47)	46	Riley Connolly Trinity Academy : Mid America Region, USA	R	71/0.97	77.2/0.98	83/0.99	74.2/12	83.75/26.5	13.97	87.45/12	96.3/1	86.25/42	75.1/0.98	87/14	27	40.97	72/5	80/9	75/5	73/5	64/6	16	56.97	
127	(48)	47	Amali Molnar * Christine Ayres : Victoria, Australia		74/0.99	81/8	77.5/0.96	66.4/0.98	71/0.96	2.93	88.4/29	97.1/11.5	80.25/0.97	77.3/1	88/22.5	35	37.93							37.93	
144	(49)	48	Alicia Gruber Bellator Academy : Mid America Region, USA		77.5/17	83/23	81/0.98	72.4/4	72.75/0.97	21.98	87.63/16	94/0.97	84/13.5	75.9/0.98	82/0.97	15.45	37.43							37.43	
169	(50)	49	Niamh Kearney Claddagh Irish Dance : Eastern Region, Canada		76.25/10	81.7/13.5	81.5/0.99	76.2/21	78.25/1	24.5	87.1/5	96.6/4	80/0.97	79.6/20	82.5/0.98	9.98	34.48							34.48	
190	(51)	50	Ayva Lyons Pender - Keady Academy : New England Region, USA		75/1	78.6/0.99	82.5/0.99	76.4/22	79/4.5	6.49	85.6/0.97	97.25/14	85.25/31	78.25/8	86/5.5	27.5	33.99							33.99	

North American Irish Dance Championships 2026

Final Result for Competition 11A - Girls Under 12 - A

WMH = World Medal Holder : OS = Overseas : WQ = World Qualifier : R = Recaller : Score = Judges marks : IP = Irish Points (Grid Score) : FTC = Failed To Complete




Card	Position @ recall	Final Place	Name/School	Status	ROUND 1 : Score/IP					1st Round Total (IP)	ROUND 2 : Score/IP					2nd Round total (IP)	Total IP for Rounds 1 & 2	ROUND 3 : Score/IP					3rd Round Total (IP) *	TOTAL IP *
					Colleen Coyle Kelly	Alison Hampshire	Sean Kennedy	Heather McCleanahan	Rosella McConomy Bradley		Kerry-Anne Broderick	Grace Ann Coyle	Kathleen McGuire O'Shea	Jonathan McMorrow	Jackie O'Leary Fanning			Brenda Boylan	Marie Connell	Helan Greene	Sarah Irwin Groenewoud	Breda O'Brien		
158	(52)	51	Clare Cross Morse Academy : Mid Atlantic Region, USA		74.25/0.99	82.2/17.5	90.25/25	69.2/0.99	74.5/0.98	19.48	87.4/11	97.1/11.5	81/0.98	76/0.99	85/1	12.99	32.47						32.47	
160	(53)	52	Brooklyne Pypier The Michaela Hinds Academy : Eastern Region, Canada		74.5/1	79/0.99	93.1/39	75.2/16	79.75/9.5	26.5	86.8/1	93.5/0.96	79/0.97	77.1/0.99	81/0.97	2.93	29.43						29.43	
164	(54)	53	Charlotte Wilson Steel : Western Region, Canada		73.75/0.99	79.6/1	86.25/8	75.4/17	81.75/19	26	84/0.96	94.1/0.97	77/0.96	74.75/0.98	80.7/0.97	2.9	28.9						28.9	
168	(55)	54	Isla Kelly Keane O'Brien Academy : New England Region, USA		74.75/1	77.5/0.98	87.25/13.5	69.8/0.99	79.25/6.5	8.49	87.3/10	96.1/1	83.75/9	79.75/21	82.7/0.98	20	28.49						28.49	
171	(56)	55	Shannon Hanley Mulvihill-Lynch : Mid Atlantic Region, USA		80.25/28	76.5/0.98	87.5/15	72.6/5	75.25/0.98	20.98	87.7/18	93.2/0.96	80.25/0.97	77.25/1	85.7/2.5	4.47	25.45						25.45	
133	(57)	56	Ally Evans Clark Academy : Mid America Region, USA		70/0.96	81.5/11.5	84.75/3	72/2	77.5/0.99	5.99	87.73/19	97.4/17.5	80.5/0.97	74.6/0.98	80.7/0.97	19.45	25.44						25.44	
195	(58)	57	Cecelia McHenry District Academy : Southern Region, USA		78/19.5	83.6/28	80.25/0.98	70.6/0.99	70.25/0.96	21.47	85.75/0.98	95.25/0.98	79.5/0.97	73.25/0.97	87.5/19	2.93	24.4						24.4	
153	(59)	58	Mae McNerney Culkin : Southern Region, USA		79/25	78.7/0.99	86.5/9.5	71.2/1	78.5/1	11.5	85.7/0.98	95.5/0.99	78/0.96	79/14	86.2/8	9.97	21.47						21.47	
109	(60)	59	Caleigh Kain Cross Keys : Mid America Region, USA		72.25/0.98	74/0.96	78.75/0.97	69.4/0.99	70.75/0.96	2.91	87.23/8	97/9.5	84.5/20	75.6/0.98	85.2/1	18.5	21.41						21.41	
177	(61)	60	Nylah Johansen Penk-O'Donnell : Western Region, Canada		74/0.99	78.7/0.99	79.75/0.98	64.8/0.97	78.25/1	2.96	87.15/6	95.5/0.99	86/38	76.4/0.99	86.5/9.5	16.49	19.45						19.45	
151	(62)	61	Annie Fialkowski Finnegan Academy of Irish Dance : Southern Region, USA		70.25/0.96	82.2/17.5	85.75/6	63.6/0.96	72.25/0.97	7.93	86.5/0.99	97/9.5	84.5/20	73/0.96	80/0.96	11.45	19.38						19.38	
162	(63)	62	Ingrid Thorvaldsen-Mannix Brady Academy : New England Region, USA		75.25/2.5	82.7/22	87/12	70.4/0.99	77.75/1	15.5	86.6/0.99	96.7/5	82/0.99	76.25/0.99	80/0.96	2.97	18.47						18.47	
185	(64)	63	Thea Erker Clark Academy : Mid America Region, USA		75.75/6.5	74.5/0.97	89.5/23	72.8/6	70/0.96	13.47	86.3/0.99	95.2/0.98	84/13.5	77.75/2	83/0.98	3.97	17.44						17.44	
121	(65)	64	Ciara Murphy Claddagh Irish Dance : Eastern Region, Canada		77.25/16	78.5/0.99	78/0.96	70.8/1	71.5/0.97	2.96	86.85/2	97.3/15.5	83.5/6	78/4.5	83/0.98	12.5	15.46						15.46	
124	(66)	65	Harpermae Wareing Rhodes Academy : Southern Region, USA		71.5/0.97	76.7/0.98	80.75/0.98	73/7	81/16	8.96	85.83/0.98	95.3/0.99	83.25/2.5	77.6/1	88.5/26	4.49	13.45						13.45	
142	(67)	66	Emily Trout Avoca Irish Dance : Western Region, USA		71.5/0.97	79.7/1	82/0.99	65/0.97	75/0.98	2.94	86.24/0.99	96.9/8	83/1	74.2/0.97	87/14	9.99	12.93						12.93	
141	(68)	67	Orla Kelliher * Sharon Taylor : Scotland		73.5/0.99	80.7/6	84.25/1	70/0.99	74.75/0.98	2.98	85.43/0.97	96.2/1	84/13.5	78.2/7	85/1	9	11.98						11.98	
105	(69)	68	Saoirse Brodeur Kelly Academy : Southern Region, USA		74.25/0.99	80.25/2	82.75/0.99	65/0.97	83.75/26.5	3.98	85.4/0.97	95.9/0.99	83.75/9	78.1/6	80.7/0.97	7.96	11.94						11.94	
110	(70)	69	Daisy Tyler Kavanagh Porter : USA & Ireland		75.25/2.5	78.1/0.99	77/0.96	67.6/0.98	76/0.99	2.96	85.55/0.97	97.3/15.5	81.5/0.98	73.5/0.97	86/5.5	7.45	10.41						10.41	
116	(71)	70	Addison Kavanagh Brady Academy : New England Region, USA		70.5/0.97	75/0.97	85/4	81/39	72/0.97	5.94	85.86/0.98	94.9/0.98	80.5/0.97	79.25/16	80/0.96	2.93	8.87						8.87	
196	(72)	71	Emilie Ito Steel : Western Region, Canada		84.5/37	77.1/0.98	81.5/0.99	66.2/0.98	73/0.97	2.95	84.7/0.96	95.4/0.99	84.25/17.5	77.8/3	85/1	4.99	7.94						7.94	
170	(73)	72	Abigail Boland Trinity Academy : Mid America Region, USA		69.75/0.96	81.5/11.5	79.5/0.97	65.8/0.97	75.5/0.98	2.92	86.9/3	94.4/0.97	81/0.98	74.2/0.97	89.2/31.5	4.95	7.87						7.87	
104	(74T)	73(T)	Ellie West Clann Lir Academy : New England Region, USA		74.75/1	81.25/10	82.25/0.99	67.2/0.98	78.75/2.5	4.49	86.25/0.99	94.2/0.97	81.75/0.99	75/0.98	80.2/0.96	2.94	7.43						7.43	
130	(74T)	73(T)	Roisin Kennedy Harling : Mid America Region, USA		73.5/0.99	80.2/1	77.75/0.96	67/0.98	74/0.98	2.95	86.14/0.99	96.5/2.5	81.75/0.99	76/0.99	86/5.5	4.48	7.43						7.43	
194	(76)	75	Sophie Harvey * Connolly : New Zealand		71.25/0.97	73.2/0.96	78.25/0.96	66.8/0.98	88.25/48.5	2.91	87/4	94.6/0.98	82.5/0.99	75/0.98	85.7/2.5	4.47	7.38						7.38	

North American Irish Dance Championships 2026

Final Result for Competition 11A - Girls Under 12 - A

WMH = World Medal Holder : OS = Overseas : WQ = World Qualifier : R = Recaller : Score = Judges marks : IP = Irish Points (Grid Score) : FTC = Failed To Complete

		Colleen Coyle Kelly Alison Hampshire Sean Kennedy Heather McCleanahan Rosetta McConomy Bradley					1st Round Total (IP)	Kerry-Anne Broderick Grace Ann Coyle Kathleen McGuire O'Shea Jonathan McMorrow Jackie O'Leary Fanning					2nd Round total (IP)	Total IP for Rounds 1 & 2	Brenda Boylan Marie Connell Helan Greene Sarah Irwin Groenewoud Breda O'Brien					3rd Round Total (IP) *	TOTAL IP *			
		Card	Position @ recall	Final Place	Name/School	Status		ROUND 1 : Score/IP							ROUND 2 : Score/IP							ROUND 3 : Score/IP		
156	(77)	76	Vivian Langella Devrin Academy : Mid Atlantic Region, USA		69.5/0.96	78.2/0.99	83.25/1	71.4/1	73.75/0.98	2.97	86.7/1	95.8/0.99	83/1	82.25/29	85/1	3	5.97							5.97
103	(78)	77	Orla Donnell Culkin : Southern Region, USA		71.75/0.98	79.9/1	83.5/1	66/0.97	73.75/0.98	2.96	85.85/0.98	93.9/0.97	80.75/0.98	77.5/1	87.2/16.5	2.96	5.92							5.92
157	(79T)	78(T)	Cora Duplisea Burke School of Irish Dance, OH : Mid America Region, USA		75/1	80.6/4.5	80.5/0.98	64/0.96	74.25/0.98	2.96	87.2/7	94/0.97	82/0.99	74.1/0.97	84.2/0.99	2.95	5.91							5.91
173	(79T)	78(T)	Kailyn Weeks Forbes : New England Region, USA		69.25/0.96	77/0.98	83/0.99	65.4/0.97	85/30	2.94	86.2/0.99	95/0.98	73/0.96	81/26	85/1	2.97	5.91							5.91
115	(81)	80	Mary Kate McShane Blackbird Academy : Mid America Region, USA		71/0.97	76/0.97	80/0.98	78/30	73/0.97	2.92	85.95/0.98	95.7/0.99	81.25/0.98	76/0.99	86.7/11.5	2.96	5.88							5.88
123	(82T)	81(T)	Sadie Walsh Forbes : New England Region, USA		73/0.98	74.5/0.97	78.25/0.96	68/0.98	77/0.99	2.93	85.65/0.97	93.2/0.96	79.75/0.97	76.5/0.99	85/1	2.93	5.86							5.86
182	(82T)	81(T)	Lauren Gordier Ashden : Western Region, Canada		73.75/0.99	80/1	79.25/0.97	66.6/0.98	76.75/0.99	2.96	84.5/0.96	94/0.97	79/0.97	72.5/0.96	83.7/0.99	2.9	5.86							5.86
148	(84T)	83(T)	Kendall Davidson Clan Rince : Western Region, USA		73.25/0.99	73.7/0.96	78.75/0.97	64.4/0.96	73.5/0.98	2.91	86/0.98	96/0.99	83/1	73.5/0.97	80/0.96	2.94	5.85							5.85
181	(84T)	83(T)	Mara Regan Scoil Rince Ni Bhraonain : Mid America Region, USA		72/0.98	75.7/0.97	79.5/0.97	71.8/1	75.75/0.99	2.94	85/0.96	94.5/0.97	80/0.97	74.5/0.97	80.5/0.97	2.91	5.85							5.85
129	(86T)	85(T)	Siobhan Webster Tir na nOg Irish Dance Academy : Eastern Region, Canada		71.25/0.97	73/0.96	79/0.97	69/0.99	70/0.96	2.9	85.2/0.97	94.8/0.98	81.25/0.98	75/0.98	84/0.99	2.94	5.84							5.84
143	(86T)	85(T)	Finnley Luthman Kavanagh Porter: USA & Ireland		72.75/0.98	75.2/0.97	77.25/0.96	65.6/0.97	72.5/0.97	2.91	85.17/0.97	94.7/0.98	82.5/0.99	73.1/0.97	83/0.98	2.93	5.84							5.84
184	(86T)	85(T)	Marlowe Altman Irwin Academy : Mid America Region, USA		72.5/0.98	73.5/0.96	81/0.98	63.8/0.96	77.5/0.99	2.92	85.67/0.98	95.1/0.98	78/0.96	72/0.96	84/0.99	2.92	5.84							5.84
165	(89)	88	Eva Belts Wasatch Back Irish Dance : Western Region, USA		75.5/4.5	74.7/0.97	80.5/0.98	64.2/0.96	70.5/0.96	2.91	85.8/0.98	93.4/0.96	84.25/17.5	72.75/0.96	81.5/0.97	2.91	5.82							5.82
131	(90T)	89(T)	Zoey Vallance-Stone Steel : Western Region, Canada		70/0.96	77.2/0.98	78.5/0.97	65.2/0.97	70.75/0.96	2.9	85.57/0.97	93.3/0.96	80.75/0.98	73/0.96	87.5/19	2.91	5.81							5.81
163	(90T)	89(T)	Kailani Wiza Glencastle Irish Dancers : Mid America Region, USA		70.75/0.97	75.5/0.97	79.25/0.97	64.6/0.97	77.25/0.99	2.91	83/0.96	94.3/0.97	78/0.96	75.5/0.98	81.2/0.97	2.9	5.81							5.81
145	(92)	91	Melina Langford Shovlin Academy Of Irish Dance : Mid America Region, USA		69/0.96	74/0.96	77/0.96	63/0.96	73/0.97	2.88	84.9/0.96	94.4/0.97	78.25/0.97	72.5/0.96	85/1	2.9	5.78							5.78
174	(18)	FTC	Grace Morgan * Trainer : Southern Region, England		88.5/60	89/53	94.25/54.5	86/50	89/60	167.5	0/0	0/0	0/0	0/0	0/0	0	167.5							167.5