

North American Irish Dance Championships 2026



Results for Competition 8C : Girls Under 15 - C

Adjudicators

Round 1

Brenda Boylan
Helan Greene

Breda O'Brien

Marie Connell
Sarah Irwin Groenewoud

Round 2

Peter Boylan
Katie Maguire McMorrow

Linda Possak Anderson

Caoimhe Boylan McCormack
Kate O'Connor

Round 3

Russell Beaton
Stephen McAteer


Vincent O'Connor

JJ Hester
Patricia Murphy

North American Irish Dance Championships 2026

Final Result for Competition 8C - Girls Under 15 - C


WMH = World Medal Holder : OS = Overseas : WQ = World Qualifier : R = Recaller : Score = Judges marks : IP = Irish Points (Grid Score) : FTC = Failed To Complete

		Card	Position @ recall	Final Place	Name/School	Status	ROUND 1 : Score/IP					1st Round Total (IP)	ROUND 2 : Score/IP					2nd Round total (IP)	Total IP for Rounds 1 & 2	ROUND 3 : Score/IP					3rd Round Total (IP) *	TOTAL IP *
							Brenda Boylan	Marie Connell	Helen Greene	Sarah Irwin Groenewoud	Breda O'Brien		Peter Boylan	Caoinnhe Boylan McCormack	Katie Maguire McMorrow	Kate O'Connor	Linda Possak Anderson			Russell Beaton	JJ Hester	Stephen McAteer	Patricia Murphy	Vincent O'Connor		
118	(1)	1	Taylor Connolly Blakey O'Brien : Western Region, Canada	WMH	94/100	97.5/100	94/100	88/75	91/100	300	89.75/51.5	97/60	91/56.33	94/56	95.2/100	172.33	472.33	94/100	97/60	85.5/60	90.8/65	93/65	190	662.33		
199	(2)	2	Mairéad Mullin * The Carson Academy : Cuige Uladh, Eire	OS	91.5/60	97.25/75	81/34.5	88.5/100	80.75/36	171	93/100	98.25/75	95.5/100	95.75/60	94.7/75	250	421	92/60	96/56	86/65	91/100	95/75	200	621		
163	(4)	3	Ruby Stanton * Carolann Academy : Queensland, Australia	OS	90.5/56	95.5/60	81.25/38	87.5/65	75.25/20	154	92/75	98/65	92.5/75	97/100	90.5/47	215	369	90.25/45	97.5/65	88/100	82.9/39	96/100	210	579		
149	(3)	4	Ella Carpenter The Academy : Mid America & Western Australia	WQ	93/75	97/65	93/75	84/38	85.5/53	193	90.5/60	98.5/100	90/42	96.5/75	89.2/38	177	370	91.5/56	99/100	83.5/45	90.9/75	87/37	176	546		
150	(6)	5	Mackenzie Wegner Bellator Academy : Mid America Region, USA	WQ	86.5/39	92/37	92.5/65	86.5/60	79/30	136	89/43	89.5/33	91/56.33	93.5/51.5	92/65	150.83	286.83	87.25/32	93/45	87/75	88.5/50	87.5/38	133	419.83		
148	(5)	6	Lauren Beall Mullane Godley : Mid America Region, USA	WQ	92/65	95/56	89/60	79/23.5	80.5/35	151	91/65	96/56	87.5/34	96/65	86/27	155	306	85.75/28	83/19.5	72.5/10	89/53	89/43	90.5	396.5		
208	(12)	7	Scarlett Anstine The Academy : Mid America & Western Australia	WQ	84.25/29	93/41	81.75/45	85.5/48.5	73.75/17	115	85.5/30	94.75/53	90/42	93.25/46	87.2/31	119	234	88.5/37	91.5/41	85/56	90.5/60	92/60	157	391		
159	(7)	8	Hayden Condon Harney-Crawford Academy of Irish Dance : New England Benion, USA	WQ	90/50	94/47	81.5/42	85.7/53	86.5/60	150	87.5/38	93.5/45	90.5/50	87/25	90/43	126	276	84.66/25	98/75	78/31	82/37	88/39	107	383		
185	(10)	9	Ryleigh Williams Kavanagh Porter: USA & Ireland	WQ	90.25/53	87.25/22	82.25/50	79.7/27	75.75/22	99	89.75/51.5	94.25/50	90.3/47	92.85/39	91.5/60	148.5	247.5	90/43	90/35	80.75/37	85/47	90/47	127	374.5		
124	(8)	10	Hailey Kelliher Lavin-Cassidy : Mid America Region, USA	WQ	82.5/25	91/35	84/56	83/35	86/56	126	89.25/45	89.25/32	92/65	93.5/51.5	89.7/41	137.5	263.5	87/31	82.5/18	82/39	77.5/16	83.5/29	78	341.5		
180	(11)	11	Samantha Krier Beglan Academy : Mid America Region, USA	WQ	86.25/38	94.5/53	81/34.5	81.5/32	84.5/47	119.5	90/56	92/39	90.25/45	93/42	88.5/36	126	245.5	88/35	80/10	84.5/50	84/45	79/14	94	339.5		
155	(9)	12(T)	Katelyn Moynes Penk-O'Donnell : Western Region, Canada	WQ	89/47	93.5/45	80.5/25	84.5/39	87/65	131	89.5/47	94/47	86.5/21.5	89/29	91/53	123	254	82.33/16.5	94.5/50	73.25/12	78.5/25.5	76.5/9	54	308		
189	(14)	12(T)	Ava Prychidny Goggin-Stewart Canada : Eastern Region, Canada	WQ	84.75/31.5	90.75/34	81/34.5	83.2/36	72.5/15	100	84.5/27	89/31	83.5/0.99	89.5/32.5	87/30	88	188	82/15	91/39	81.25/38	83.5/43	91/53	120	308		
130	(13)	14	Maisie Stewart Michael Patrick Gallagher : Western Region, USA	WQ	84.5/30	89/27	81/34.5	85/44	80/33	97.5	86.25/32	88.25/29	87.75/37.5	93.25/46	89.5/39	108.5	206	87.5/33	90.75/38	76.75/25	77.1/14	84.5/32	90	296		
176	(29)	15	Maeve Aine Richmond McGough Academy : Mid Atlantic Region, USA	WQ	80.5/22	84.75/8.5	80.5/25	78/21.5	79.5/32	68.5	80.5/12	81/11.5	84/1	92.75/38	88/34	57.5	126	91.33/53	95/53	84.75/53	82.5/38	91.5/56	159	285		
212	(21)	16	McKinley Pomeroy Blakey O'Brien : Western Region, Canada	R	88/45	80/0.98	79.75/4.5	80/28	88/75	77.5	83.75/25	85/20	87.5/34	89.25/30.5	91.2/56	89.5	167	91/50	88/32	75.5/19	81.5/35	89.5/45	112	279		
165	(18)	17	Caoinnhe Hand * Kavanagh Porter: USA & Ireland	R	87/43	90.5/32.5	80.25/19	84.7/41	77.25/27	100.5	85/29	93/43	87/29	81.75/1	82/10	68	168.5	87.66/34	90.25/36	79/33	79.9/30	81.25/21	97	265.5		
205	(28)	18	Tenley Mahoney Onórach Mulhern Geraghty : USA & Ireland	R	75.25/10.5	86.75/19.5	80.25/19	77.7/20	84.25/45	58.5	76/1	89.75/34.5	86/14.5	86.5/23	89/37	72	130.5	93/75	90.5/37	83/41	90/56	86/36	134	264.5		
162	(23)	19	Violet Kursteiner Blakey O'Brien : Western Region, Canada	R	85.5/35	86.5/18	80.75/30.5	82.5/34	83/43	99.5	86.5/33	85.5/21	86.25/18.5	84/15.5	84.2/22	61.5	161	92.5/65	87.25/29.5	79.75/35	81.9/36	83.25/28	100.5	261.5		
136	(25)	20	Madeline Greaney Francis Academy : Mid Atlantic Region, USA	R	79/18	89.5/29	80.75/30.5	82/33	81/37	92.5	82.25/17	88.75/30	84.9/5.5	82.25/1.5	88.2/35	52.5	145	89.5/41	94/47	84/47	78.3/24	82/23	112	257		
192	(17)	21	Katie Duggan * Doherty Petri : Ireland, USA & Scotland	R	85.75/36	93.25/43	79.75/4.5	85/44	81.5/38	117	83.5/24	90.5/37	86.5/21.5	83.25/9.5	76.7/0.98	55	172	85/26	85/24	77.5/30	79/28	85/33	84	256		
182	(16)	22	Deirdre Collins McGing : Mid America Region, USA	R	86.75/41	94.25/50	80.25/19	73.2/0.99	70.5/9	69	88/39	91/38	91/56.33	92.5/36.5	84.5/23	113.5	182.5	84/23	84/23	76.5/23	78/21	81.5/22	68	250.5		
117	(15)	23	Sophia Booma O'Hare (Illinois) : Mid America Region, USA	R	85/33	85/10	82/47	81/31	72/14	78	87.25/37	86.5/24	87.5/34	92.5/36.5	90.2/45	107.5	185.5	81.5/14	87/28	72/8	78.1/22	79.5/15	51	236.5		
187	(19)	24	Danielle Rymer Celtic Steps : Western Region, USA	R	85.25/34	92.5/38	78.25/0.98	76.5/14.5	77/26	74.5	88.5/41	92.75/41	86/14.5	92.25/35	83.2/17	93	167.5	75/6.5	83/19.5	74.5/15	81/34	84/30	64.5	232		
139	(31)	25	Ella Spizzirri Goggin-Stewart Canada : Eastern Region, Canada	R	84/28	90/31	80/10.5	73/0.99	78/29	67.5	71/0.98	89.75/34.5	81/0.98	89.5/32.5	83.8/20	53.48	120.98	90.5/47	89.5/34	76/21	78.5/25.5	90.5/50	106.5	227.48		

North American Irish Dance Championships 2026

Final Result for Competition 8C - Girls Under 15 - C

WMH = World Medal Holder : OS = Overseas : WQ = World Qualifier : R = Recaller : Score = Judges marks : IP = Irish Points (Grid Score) : FTC = Failed To Complete

		Card	Position @ recall	Final Place	Name/School	Status	ROUND 1 : Score/IP					1st Round Total (IP)	ROUND 2 : Score/IP					2nd Round total (IP)	Tottal IP for Rounds 1 & 2	ROUND 3 : Score/IP					3rd Round Total (IP) *	TOTAL IP *
							Brenda Boylan	Marie Connell	Helen Greene	Sarah Irwin Groenewoud	Breda O'Brien		Peter Boylan	Caomhne Boylan McCormack	Katie Maguire Mc Morrow	Kate O'Connor	Linda Possak Anderson			Russell Beaton	JJ Hester	Stephen McAteer	Patricia Murphy	Vincent O'Connor		
204	(26)	26	Amelie Hurley Byrne * Kavanagh Porter : USA & Ireland	R	84.75/31.5	88.5/24.5	80.5/25	75.2/7	79.25/31	80.5	86.75/34	90/36	84.9/5.5	81.5/0.99	83.7/19	58.5	139	89/38	82/15	77/26	79.5/29	83/27	82	221		
152	(22)	27	Maeve Rotter Scoil Rince Liumni : New England Region, USA	R	82/24	86.75/19.5	83.5/53	83.5/37	82/41	102	87/35.5	84/18	86.5/21.5	83/7.5	84.7/24	63.5	165.5	88.25/36	82.2/16	74.75/16	77.6/17	80.5/19	52	217.5		
140	(33)	28	Caomhne Whiting * Christine Ayres : Victoria, Australia	R	70.75/0.99	89.25/28	81.25/38	80.5/29	71/10	67	78.5/6.5	85.75/22	87.75/37.5	84.25/17.5	81.7/9	48.5	115.5	85.5/27	85.5/25	78.5/32	80.5/33	85.5/35	92	207.5		
209	(24)	29	Caomhne Mairead Coccozza * Sharon Taylor : Scotland	R	77/15	91.75/36	81.25/38	75/5	77.5/28	79	82.75/19.5	86/23	86.7/24.5	88.5/27	87.5/32	74.5	153.5	80.5/11	86/26	73.5/13	77/13	88.5/41	52	205.5		
146	(20)	30	Ella Rose Gilligan Kavanagh Porter : USA & Ireland	R	83/26	92.75/39	81.5/42	85.5/48.5	81.75/39	120	87/35.5	83/16	83/0.99	89.25/30.5	76.5/0.98	47.49	167.49	83.5/21	81/12.5	68/4	70/5	78.5/13	30.5	197.99		
206	(27)	31	Ava Gibb Brady Campbell : Mid America Region, USA	R	79.5/20	87.75/23	80.2/15	72.2/0.99	76.25/24	58	83/21.5	87.5/26	86.9/27	76/0.97	87.7/33	74.5	132.5	83/19	76/6	79.5/34	80/31	78/12	62	194.5		
147	(30)	32	Ella McFarland Gott-Hughton Academy : Western Region, Canada	R	73/1	88.75/26	80.75/30.5	79.5/26	66/1	53	74/0.99	82/14	87/29	93/42	85/25	68	121	89.25/39	86.5/27	74/14	75.5/7.5	84.25/31	72	193		
171	(32)	33	Jessica Garwood * Forrestall : Southern Region, England	R	80/21	90.5/32.5	80.25/19	79/23.5	66.5/1	63.5	80/11	88/28	86/14.5	85.75/20	83.5/18	52.5	116	83.66/22	83.25/21	77.3/28	77.9/20	85.25/34	71	187		
131	(34)	34	Sophie Piano * Connolly : New Zealand	R	78/16	80.75/0.99	80/10.5	86/56	85/50	76.5	82.75/19.5	73.5/1	85/7.5	83.75/13.5	82.2/11	32	108.5	84.5/24	81.5/14	75/17	78.2/23	82.5/25	64	172.5		
174	(35)	35	Katharyna McLaughlin DeNogla Academy : Mid Atlantic Region, USA	R	74.5/8	83.25/1	80.25/19	79.2/25	75.5/21	48	83/21.5	84.5/19	86.7/24.5	84.5/19	82.3/12	59.5	107.5	79/8	75/5	75.75/20	78.9/27	80/17	45	152.5		
138	(36)	36	Maria Hiserodt Bell : Mid America Region, USA	R	78.25/17	77.5/0.97	80.25/19	75.5/8.5	76/23	44.5	67.5/0.96	87.75/27	86.25/18.5	79.4/0.98	82.5/13.5	32.98	77.48	86.5/30	83.5/22	83.25/43	76.5/11	80.25/18	70	147.48		
183	(47)	37	Eva Bridget Normant Heritage Irish Dance Company : Mid Atlantic Region, USA	R	69.5/0.98	77.25/0.97	77.75/0.98	80.7/30	55.5/0.97	2.93	72/0.99	87/25	82.5/0.98	77.5/0.97	86.2/28	26.97	29.9	86/29	91.75/43	80/36	83/41	77/10	106	135.9		
132	(37)	38	Lillie Gwynne McCurdy Kotelnicki : Mid Atlantic Region, USA	R	83.5/27	80.5/0.99	79.75/4.5	77/17.5	74/18	40	84.75/28	81/11.5	84.7/3	83/7.5	81.2/6	25	65	82.5/18	87.5/31	71/6	77.8/19	81/20	57	122		
169	(41)	39	Julianne Rubin McDade-Cara : Mid Atlantic Region, USA	R	73.5/1	89.75/30	80.75/30.5	77/17.5	65.25/1	48.5	71/0.98	72/0.99	83/0.99	79.75/0.98	74.2/0.96	2.95	51.45	82.33/16.5	87.25/29.5	76.6/24	77.7/18	82.25/24	66	117.45		
158	(38)	40	Ciella Rosati Rankin O'Kennedy Holland : Mid America Region, USA	R	68.75/0.97	86.25/17	80/10.5	71.7/0.98	59/0.98	12.46	86/31	80/10	88.5/39	83.5/11.5	75/0.97	52.5	64.96	74/5	88.5/33	76.25/22	75.5/7.5	79.75/16	45.5	110.46		
207	(42)	41	Sofia McKirdy Ashurst Academy : New England Region, USA	R	79.25/19	83.75/2	80.6/28	75.7/10	67.5/2	31	72.5/0.99	74.5/1	84.5/1.33	84.25/17.5	90.7/50	19.83	50.83	80/9	80.5/11	77.25/27	80.1/32	76/8	47	97.83		
175	(45)	42	Elizabeth Wolf Clark Academy : Mid America Region, USA	R	73.75/3	87/21	78.5/0.99	75.5/8.5	80.25/34	32.5	76.5/1	76/2	87.25/31	80.25/0.99	78/0.99	3.99	36.49	83.33/20	82.25/17	75.25/18	77.4/15	82.75/26	55	91.49		
161	(39)	43	Emelia Cassanelli McInerney : New England Region, USA	R	75/9	85.5/12.5	80.5/25	76/11.5	65/1	33	79/8.5	83.5/17	87.5/34	82.5/3.5	80.7/2	29	62	80.25/10	79.5/9	72.25/9	76.9/12	75.5/7	28	90		
153	(40)	44	Ella J. Barry Rochester Academy : Mid Atlantic Region, USA	R	72.5/1	84/4.5	80.25/19	75/5	69.5/6	15.5	81/13	82.5/15	87/29	83.5/11.5	74/0.96	39.5	55	81.25/13	81/12.5	71.5/7	75/6	77.5/11	30.5	85.5		
195	(44)	45	Lilah Jamieson Early-McLoughlin : Mid Atlantic Region, USA	R	70.5/0.99	85.5/12.5	80/10.5	72.7/0.99	70.25/8	19.49	82.5/18	70.5/0.99	83.1/0.99	88.75/28	81/3.5	22.49	41.98	81/12	79/7	73/11	76/10	73/4	28	69.98		
145	(43)	46	Hazel Triall Thistle : Western Region, USA	R	71.75/0.99	83.75/2	80/10.5	72.5/0.99	68/3.5	6.49	82/16	77/5	84.2/1	88/26	84/21	42	48.49	73/4	70/4	69.5/5	60/4	75/6	13	61.49		
170	(46)	47	Renee Graydon Brady Academy : Western Region, Canada	R	70/0.98	88.5/24.5	79.75/4.5	74.5/1.5	65.5/1	7	81.5/15	74/1	85/7.5	80.5/0.99	86.7/29	23.5	30.5	75/6.5	79.25/8	77.4/29	75.6/9	74/5	23.5	54		
173	(48)	48	Savannah Cranford Burke Connolly Academy : Southern Region, USA		81/23	81.25/0.99	78.75/0.99	72.5/0.99	60.75/0.98	2.97	81.25/14	79/9	86.75/26	82.25/1.5	76.5/0.98	24.5	27.47							27.47		
214	(49)	49	Noelle Jones Morse Academy : Mid Atlantic Region, USA		70.5/0.99	86/16	79/0.99	78/21.5	70/7	23.99	68.5/0.97	66.75/0.97	85.3/11	76.75/0.97	75.2/0.97	2.91	26.9							26.9		
129	(50)	50	Norah Mazzola Murray Academy : New England Region, USA		72/0.99	83/1	79/0.99	66/0.96	75/19	2.98	79/8.5	72.5/0.99	85.1/9	86.25/21.5	81.2/6	23.5	26.48							26.48		

North American Irish Dance Championships 2026

Final Result for Competition 8C : Girls Under 15 - C

WMH = World Medal Holder : OS = Overseas : WQ = World Qualifier : R = Recaller : Score = Judges marks : IP = Irish Points (Grid Score) : FTC = Failed To Complete




Card	Position @ recall	Final Place	Name/School	Status	ROUND 1 : Score/IP					1st Round Total (IP)	ROUND 2 : Score/IP					2nd Round total (IP)	Tottal IP for Rounds 1 & 2	ROUND 3 : Score/IP					3rd Round Total (IP) *	TOTAL IP *
					Brenda Boylan	Marie Connell	Helen Greene	Sarah Irwin Groenewoud	Breda O'Brien		Peter Boylan	Caomhne Boylan McCormack	Katie Maguire McMorrow	Kate O'Connor	Linda Possak-Anderson			Russell Beaton	JJ Hester	Stephen McAteer	Patricia Murphy	Vincent O'Connor		
123	(51)	51	Reagan Senders Hughes-Farrelly : Mid America Region, USA		86/37	81/0.99	78.75/0.99	70/0.97	62.5/0.99	2.97	79.5/10	76.5/3.5	83/0.99	83.25/9.5	82.5/13.5	23	25.97							25.97
151	(52)	52	Adelaide Miniard Murphy Irish Arts Center : Mid America Region, USA		72.25/1	77.75/0.98	79/0.99	76.5/14.5	76.5/25	16.49	78/4	70/0.98	83.75/0.99	82/1	81.5/8	5.99	22.48							22.48
154	(53)	53	Daniella Siska Trinity Academy : Mid America Region, USA		72.75/1	81.75/0.99	80/10.5	73.5/0.99	73/16	12.49	77/1	78/6	86.1/17	81/0.99	75.7/0.98	7.99	20.48							20.48
186	(54)	54	Mairead Browne Hunt : Southern Region, USA		75.25/10.5	84.5/6.5	78/0.98	74/1	69/5	12.5	73.5/0.99	73.5/1	84.5/1.33	86.75/24	81/3.5	5.83	18.33							18.33
144	(55)	55	Chloé Lefebvre Sue Fay Healy : Eastern Region, Canada		76/13	78.5/0.98	79.25/1	77.5/19	63.5/0.99	14.99	70/0.98	68/0.98	79/0.97	74/0.96	83/16	2.93	17.92							17.92
141	(56)	56	Brigid Grady Burke School of Irish Dance, OH : Mid America Region, USA		65/0.96	75.75/0.97	77/0.96	71/0.98	63/0.99	2.91	76.25/1	81.5/13	86.5/21.5	81.5/0.99	80.5/1	15	17.91							17.91
179	(57)	57	Alexis Fink Richens/Timm : Mid America Region, USA		66.25/0.96	81.5/0.99	77.5/0.97	76.2/13	58.25/0.97	2.93	84/26	70.5/0.99	85.4/12	81.25/0.99	77.5/0.99	13.98	16.91							16.91
135	(58)	58	Isabel Martinez Greene Academy : Western Region, USA		71/0.99	80.25/0.99	80.5/25	76/11.5	53.5/0.96	13.48	67.25/0.96	64.75/0.96	78.9/0.97	70/0.96	77/0.98	2.89	16.37							16.37
168	(59)	59	Nancy Ormrod * Loughran : North West Region, England		68.25/0.97	85.5/12.5	80/10.5	72/0.98	61.25/0.98	12.46	67/0.96	66/0.97	79.75/0.97	79/0.98	76/0.98	2.92	15.38							15.38
137	(60)	60	Sarah Duke Haley Prendergast : Western Region, USA		71.25/0.99	75.25/0.97	77/0.96	72.5/0.99	56/0.97	2.93	68/0.97	67.25/0.97	85.2/10	79.25/0.98	85.7/26	11.95	14.88							14.88
160	(61)	61	Mara Danieu Rince Na Tiarna : Mid Atlantic Region, USA		75.5/12	84.5/6.5	79.5/1.2	74.7/3	58.5/0.97	10.7	75/0.99	75/1	84.3/1	82.75/5.5	80/1	3	13.7							13.7
193	(62)	62	Lucy Heilmer Corda Mor : Mid America Region, USA		68/0.97	84.75/8.5	79.5/1.2	69.5/0.97	71.75/13	10.67	69.5/0.98	69.5/0.98	80.5/0.98	78.25/0.98	79/0.99	2.94	13.61							13.61
142	(63)	63	Carolyn Keller Inishfree Texas : Southern Region, USA		71.5/0.99	85.75/15	77.25/0.97	69/0.97	67/1	2.96	69.75/0.98	76.5/3.5	84.75/4	92/34	79.5/1	8.5	11.46							11.46
211	(64)	64	Emma Ryan Mulvihill-Lynch : Mid Atlantic Region, USA		68/0.97	75/0.96	78/0.98	68/0.96	60/0.98	2.91	69.25/0.98	72/0.99	83.75/0.99	83.75/13.5	81.2/6	7.98	10.89							10.89
121	(65)	65	Marin Ackerman Richens/Timm : Mid America Region, USA		67.5/0.97	85.5/12.5	77.5/0.97	75/5	61/0.98	6.95	75.5/1	65.5/0.97	82.9/0.98	82.5/3.5	74.5/0.96	2.95	9.9							9.9
126	(66)	66	Emma Steele Kavanagh Porter: USA & Ireland		66.5/0.96	73/0.96	77.25/0.97	74.5/1.5	57/0.97	2.9	78/4	78.5/7.5	83.6/0.99	80/0.99	79.2/0.99	5.98	8.88							8.88
181	(67)	67	Caelyn Halron Drake : Southern Region, USA		66.25/0.96	76.75/0.97	78.25/0.98	68.5/0.97	52.5/0.96	2.9	78/4	64.5/0.96	82/0.98	73.25/0.96	82.7/15	5.94	8.84							8.84
197	(68)	68	Ava Pierson McGonagle School of Irish Dance : New England Region, USA		74.25/7	79.5/0.98	77.2/0.96	67/0.96	53.75/0.96	2.9	77.5/2	71/0.99	86/14.5	74.5/0.96	77.7/0.99	3.98	6.88							6.88
203	(69)	69	Madden Hall Connick School of Irish Dance : Southern Region, USA		71.5/0.99	81/0.99	79/0.99	73.5/0.99	71.25/11	2.97	72/0.99	75.5/1	84.25/1	80/0.99	78.7/0.99	2.98	5.95							5.95
166	(70)	70	Ellie Poshek Harling : Mid America Region, USA		68.75/0.97	83.5/1	79.5/1.2	74/1	58.5/0.97	2.97	69/0.97	67/0.97	87.5/34	81.75/1	77.2/0.99	2.96	5.93							5.93
201	(71)	71	Aubrey Patston Mayer : Mid America Region, USA		71/0.99	77.75/0.98	77.5/0.97	74.2/1	64.25/0.99	2.96	74.5/0.99	65.5/0.97	80.1/0.98	78.5/0.98	78.2/0.99	2.95	5.91							5.91
200	(72)	72	Amanda Lagimonier Murray Academy : New England Region, USA		76.75/14	77.5/0.97	77.25/0.97	70.7/0.98	61.75/0.99	2.94	83.25/23	67.5/0.97	80.2/0.98	78.75/0.98	79.7/1	2.96	5.9							5.9
128	(73)	73	Isla Hughes Connick School of Irish Dance : Southern Region, USA		68.5/0.97	78/0.98	77/0.96	70.5/0.98	68/3.5	2.93	68.25/0.97	72.8/0.99	81.5/0.98	86.25/21.5	78.9/0.99	2.96	5.89							5.89
164	(74T)	74(T)	Tenley Blake Johnson : Eastern Region, Canada		73.25/1	72/0.96	80/10.5	71.5/0.98	64.5/0.99	2.97	73/0.99	64/0.96	80.5/0.98	73.75/0.96	74.7/0.97	2.91	5.88							5.88
178	(74T)	74(T)	Emma Markun Triggles Academy : Southern Region, USA		67.25/0.97	83.75/2	78/0.98	67.5/0.96	56.5/0.97	2.92	78.5/6.5	68.5/0.98	83/0.99	80.75/0.99	75.7/0.98	2.96	5.88							5.88

North American Irish Dance Championships 2026

Final Result for Competition 8C : Girls Under 15 - C

WMH = World Medal Holder : OS = Overseas : WQ = World Qualifier : R = Recaller : Score = Judges marks : IP = Irish Points (Grid Score) : FTC = Failed To Complete

		Card	Position @ recall	Final Place	Name/School	Status	ROUND 1 : Score/IP					1st Round Total (IP)	ROUND 2 : Score/IP					2nd Round total (IP)	Total IP for Rounds 1 & 2	ROUND 3 : Score/IP					3rd Round Total (IP) *	TOTAL IP *
							Brenda Boylan	Marie Connell	Helen Greene	Sarah Irwin Groenewoud	Breda O'Brien		Peter Boylan	Caomhne Boylan McCormack	Katie Maguire McMorrow	Kate O'Connor	Linda Possak Anderson			Russell Beaton	JJ Hester	Stephen McAteer	Patricia Murphy	Vincent O'Connor		
217	(74T)	74(T)	Gabriella Palmer Egan School Ohio : Mid America Region, USA		70/0.98	74/0.96	77.75/0.98	71/0.98	62/0.99	2.94	76/1	73.5/1	79.1/0.97	76.5/0.97	74.2/0.96	2.94	5.88								5.88	
194	(77)	77	Elanor O'Flaherty Costello Irish Dance : Eastern Region, Canada		69/0.98	82/0.99	79.5/1.2	70/7.0.98	60/0.98	2.95	66/0.96	73/0.99	79.75/0.97	77.25/0.97	77/0.98	2.92	5.87								5.87	
133	(78T)	78(T)	Brynn McPartland Scoil Rince Riordan : Mid Atlantic Region, USA		70.25/0.98	76.25/0.97	79.5/1.2	72/0.98	61.5/0.98	2.94	67.75/0.97	65.25/0.96	79.1/0.97	79.5/0.98	76/0.98	2.92	5.86								5.86	
157	(78T)	78(T)	Marea De Lucia Clan na hÉireann : Mid Atlantic Region, USA		69.25/0.98	82.25/1	77.75/0.98	76.7/16	57.5/0.97	2.96	70/0.98	71.5/0.99	78.5/0.96	73.5/0.96	74.5/0.96	2.9	5.86								5.86	
172	(78T)	78(T)	Keeley Cross Celtic Irish Dance Academy : Western Region, USA		67.75/0.97	82/0.99	77.25/0.97	73.5/0.99	63.25/0.99	2.95	69/0.97	69/0.98	80/0.97	78/0.97	75.2/0.97	2.91	5.86								5.86	
122	(81T)	81(T)	Bryn Becker Beglan Academy : Mid America Region, USA		67.5/0.97	79/0.98	78/0.98	66/0.96	53/0.96	2.91	69.75/0.98	69.5/0.98	80.75/0.98	82.75/5.5	75.5/0.97	2.94	5.85								5.85	
125	(81T)	81(T)	Lucy Lapour Yeates : Western Region, USA		66/0.96	70/0.96	77.25/0.97	69/0.97	52/0.96	2.89	75.25/0.99	69.25/0.98	79.4/0.97	84/15.5	77.9/0.99	2.96	5.85								5.85	
143	(81T)	81(T)	Hadley Tranfaglia O'Shea-Chaplin : New England Region, USA		69.5/0.98	81.5/0.99	78.25/0.98	70.2/0.97	61.5/0.98	2.94	68/0.97	65/0.96	78/0.96	80/0.99	75.7/0.98	2.91	5.85								5.85	
215	(84)	84	Elizabeth Bartley Brenyo Irish Dance : Eastern Region, Canada		69/0.98	77/0.97	78.25/0.98	74/1	58/0.97	2.93	68.25/0.97	65.5/0.97	84.5/1.33	74.25/0.96	75/0.97	2.91	5.84								5.84	
134	(85)	85	Roisin Hughes-Timmons Glencastle Irish Dancers : Mid America Region, USA		74/5.5	70.5/0.96	77.5/0.97	69.5/0.97	59/0.98	2.92	66.5/0.96	69.75/0.98	77.5/0.96	79.5/0.98	74.7/0.97	2.91	5.83								5.83	
120	(86T)	86(T)	Allison Smith McKeever : Western Region, USA		74/5.5	75/0.96	77.75/0.98	73/0.99	54/0.96	2.93	68/0.97	62.5/0.96	77/0.96	80.5/0.99	74/0.96	2.89	5.82								5.82	
191	(86T)	86(T)	Laila Ranola Trinity Academy : Mid America Region, USA		65.25/0.96	75.5/0.97	79.25/1	67.5/0.96	71.5/12	2.93	67.5/0.96	78.5/7.5	77.1/0.96	75/0.97	73.5/0.96	2.89	5.82								5.82	
196	(86T)	86(T)	Evelyn Stalker Teelin School : Southern Region, USA		73.75/3	78.25/0.98	77.1/0.96	68.5/0.97	52.75/0.96	2.91	67/0.96	69.5/0.98	78.73/0.97	74.5/0.96	76.2/0.98	2.91	5.82								5.82	
198	(86T)	86(T)	Paige McCue Pender - Keady Academy : New England Region, USA		64.75/0.96	78.75/0.98	77/0.96	69.2/0.97	58.75/0.97	2.9	66.5/0.96	67.5/0.97	83/0.99	78.5/0.98	74.7/0.97	2.92	5.82								5.82	
156	(90T)	90(T)	Madeline Harrison Leneghan : Mid America Region, USA		69.75/0.98	76.5/0.97	77.5/0.97	71.5/0.98	62.25/0.99	2.93	70.5/0.98	63/0.96	78/0.96	73.25/0.96	73/0.96	2.88	5.81								5.81	
177	(90T)	90(T)	Maeve Curley Cross Keys : Mid America Region, USA		66.75/0.96	76/0.97	77/0.96	66.5/0.96	61.25/0.98	2.89	70.25/0.98	62/0.96	79/0.97	77/0.97	80.3/1	2.92	5.81								5.81	
210	(90T)	90(T)	Mira d'Escoto O'Hara : Mid America Region, USA		67/0.97	84/4.5	78.5/0.99	67/0.96	55/0.96	2.92	66/0.96	63.5/0.96	78/0.96	74.75/0.97	79.2/0.99	2.89	5.81								5.81	
127	(93)	93	Amalia Bickerstaff Kinsella : Mid America Region, USA		65.5/0.96	71/0.96	78.5/0.99	68/0.96	64/0.99	2.91	66.25/0.96	65.5/0.97	78.4/0.96	82/1	73.2/0.96	2.89	5.8								5.8	
188	(94)	94	Briella Marie Queiroz Inishfree : Mid Atlantic Region, USA		73.75/3	70/0.96	77/0.96	66.5/0.96	51/0.96	2.88	68.5/0.97	70.5/0.99	77/0.96	77.75/0.97	73.7/0.96	2.9	5.78								5.78	